

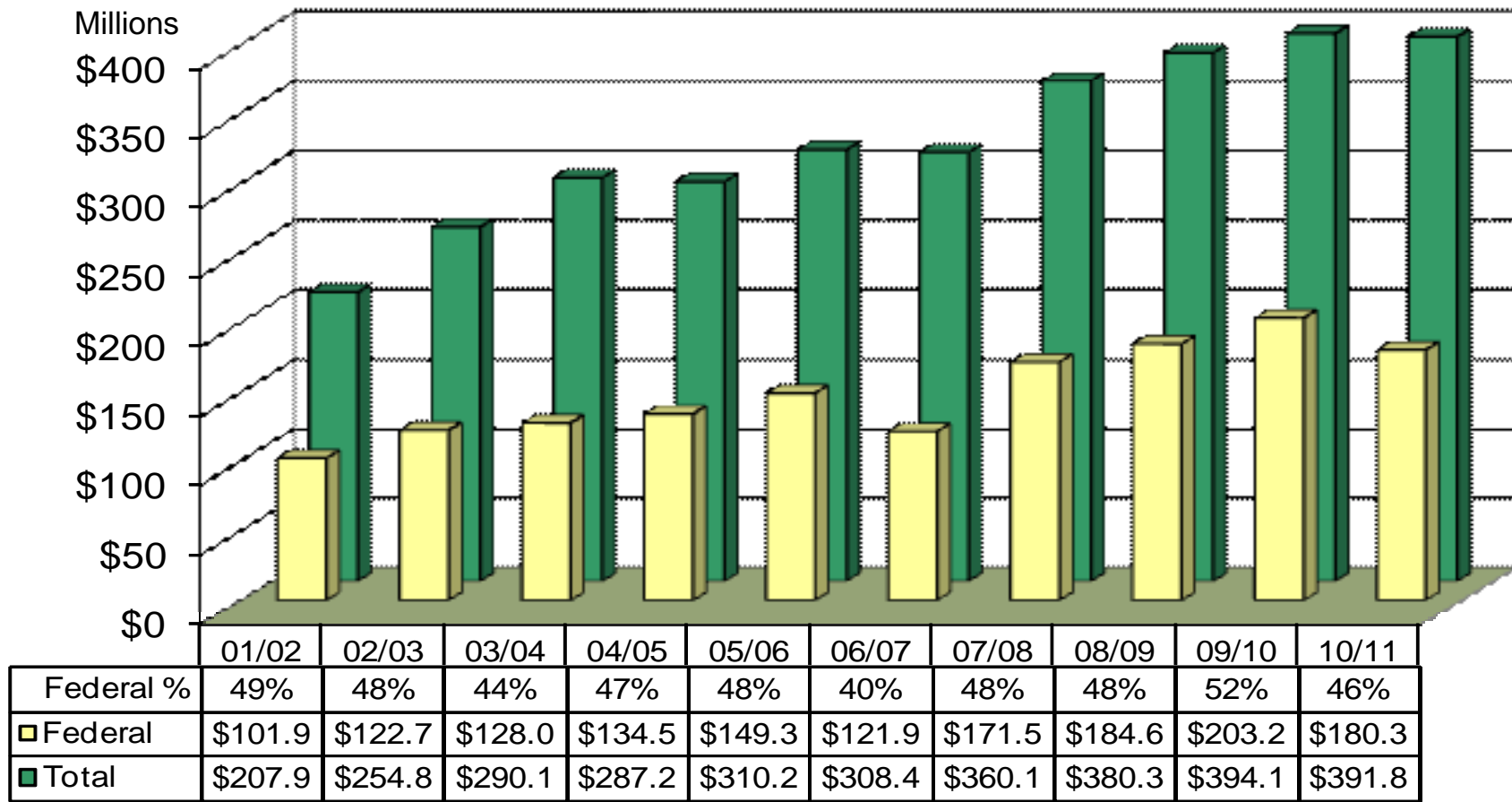


Contract and Grant Award Data Fiscal Year 2011

Karen A. Holbrook, Ph.D.

Sr. Vice President for Research, Innovation and Global Affairs

Contract & Grants 10 Year History



Total award amounts include Project data stored in F.A.S.T, pharmaceuticals, gifts for research and USF affiliates, in addition to Non-Project data aka convenience accounts.

College/Area 3-Year Comparison External Funding

COLLEGE/AREA	FY08-09	FY09-10	FY10-11
ACADEMIC AFFAIRS	\$ 3,761,029	\$ 10,356,921	\$ 1,944,656
COLLEGE OF ARTS AND SCIENCES	29,792,168	22,666,438	21,034,159
COLLEGE OF BUSINESS ADMINISTRATION	2,443,507	2,963,287	2,811,198
COLLEGE OF EDUCATION	23,213,196	22,520,074	12,459,951
COLLEGE OF ENGINEERING	21,311,102	22,584,334	27,912,588
COLLEGE OF MARINE SCIENCE	8,475,178	15,018,081	11,132,981
COLLEGE OF THE ARTS	1,094,579	1,347,828	1,308,730
COLLEGE OF BEHAVIORAL AND COMMUNITY SCIENCES	36,654,709	24,099,024	23,337,255
COLLEGE OF MEDICINE	213,857,282	236,866,868	230,473,982
COLLEGE OF NURSING	2,048,923	3,381,981	6,395,806
COLLEGE OF PUBLIC HEALTH	18,179,460	16,937,867	25,942,716
USF POLYTECHNIC (Lakeland)	892,124	241,381	1,885,880
USF SARASOTA/MANATEE	159,775	327,220	827,072
USF ST. PETERSBURG	1,721,747	2,672,270	3,546,273
HONORS COLLEGE	89,155	-	206,422
OFFICE OF RESEARCH & INNOVATION	5,509,866	987,074	3,400,200
OFFICE OF THE PRESIDENT	216,952	641,509	685,524
STUDENT AFFAIRS	332,597	369,948	1,162,475
UNIVERSITY ADVANCEMENT	9,931,844	9,579,762	14,539,671
UNIVERSITY/ADMINISTRATIVE SERVICES	640,683	503,795	792,817
TOTAL FUNDING	\$ 380,325,874	\$ 394,065,662	\$ 391,800,356

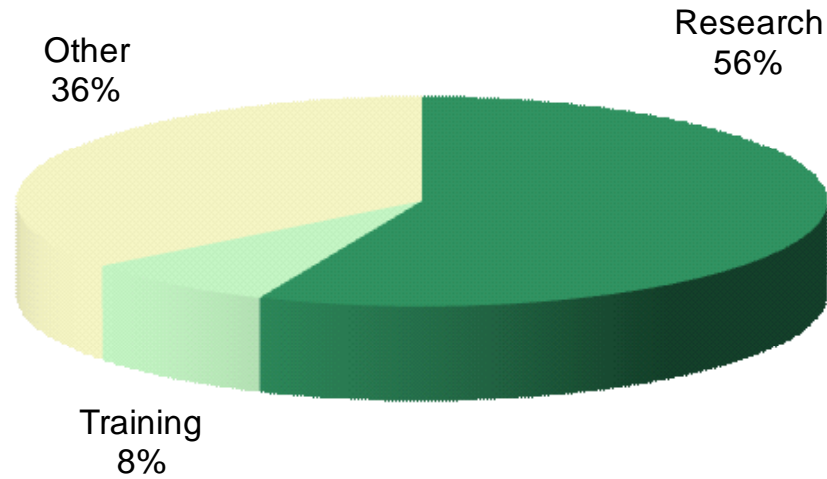
Data from prior years has been adjusted to reflect College/Area reorganizations.
Published reports prior to FY2011 have not been changed on DSR website.

Recovery of Facilities & Administrative Costs (Indirect Costs): Summary by College or Area, FY2011

COLLEGE/AREA	Expenditures	Indirect Costs	% Recovered
ACADEMIC AFFAIRS	\$ 536,568	\$ 56,098	10.5%
INFORMATION TECHNOLOGIES	\$ 74,917	\$ 15,480	20.7%
INTERNATIONAL AFFAIRS	(40,307)	-	0.0%
COLLEGE OF ARTS AND SCIENCES	19,703,110	3,743,446	19.0%
COLLEGE OF BUSINESS ADMINISTRATION	2,715,916	205,920	7.6%
COLLEGE OF EDUCATION	17,299,270	1,101,747	6.4%
COLLEGE OF ENGINEERING	24,106,860	3,926,163	16.3%
COLLEGE OF MARINE SCIENCE	16,303,427	2,630,909	16.1%
COLLEGE OF THE ARTS	1,259,808	161,516	12.8%
COLLEGE OF BEHAVIORAL AND COMMUNITY SCIENCES	24,320,988	2,569,213	10.6%
USF HEALTH	5,468,423	575,924	10.5%
COLLEGE OF MEDICINE	115,571,713	13,946,830	12.1%
COLLEGE OF NURSING	4,024,180	819,976	20.4%
COLLEGE OF PUBLIC HEALTH	18,329,777	2,839,834	15.5%
USF POLYTECHNIC (LAKELAND)	182,004	39,917	21.9%
USF SARASOTA/MANATEE	520,419	18,265	3.5%
USF ST. PETERSBURG	2,312,262	108,853	4.7%
GRADUATE SCHOOL	598,654	-	0.0%
HONORS COLLEGE	89,268	9,075	10.2%
OFFICE OF RESEARCH & INNOVATION	1,304,850	19,048	1.5%
OFFICE OF THE PRESIDENT	454,963	-	0.0%
STUDENT AFFAIRS	81,863	2,996	3.7%
UNDERGRADUATE STUDIES	1,042,159	44,761	4.3%
UNIVERSITY ADVANCEMENT	9,212,821	4,096	0.0%
UNIVERSITY/ADMINISTRATIVE SERVICES	1,617,794	25,903	1.6%
TOTAL EXPENDITURES	\$ 267,091,706	\$ 32,865,970	12.3%

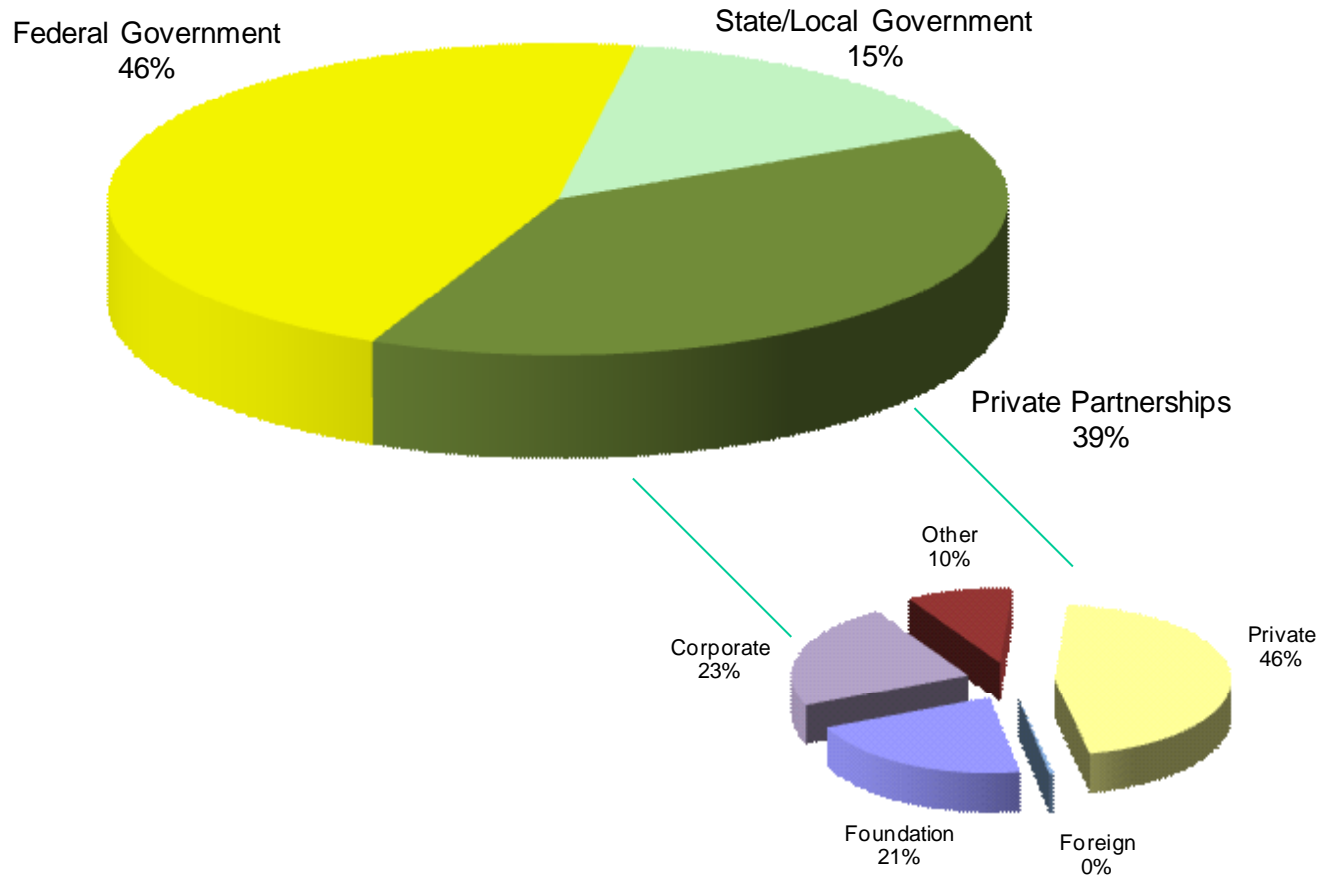
*Expenditures include both project and non-project.

Funding by Project Type



Research	Training	Other	Total
\$221,485,858	\$30,880,933	\$139,433,565	\$391,800,356

Sources of External Funding

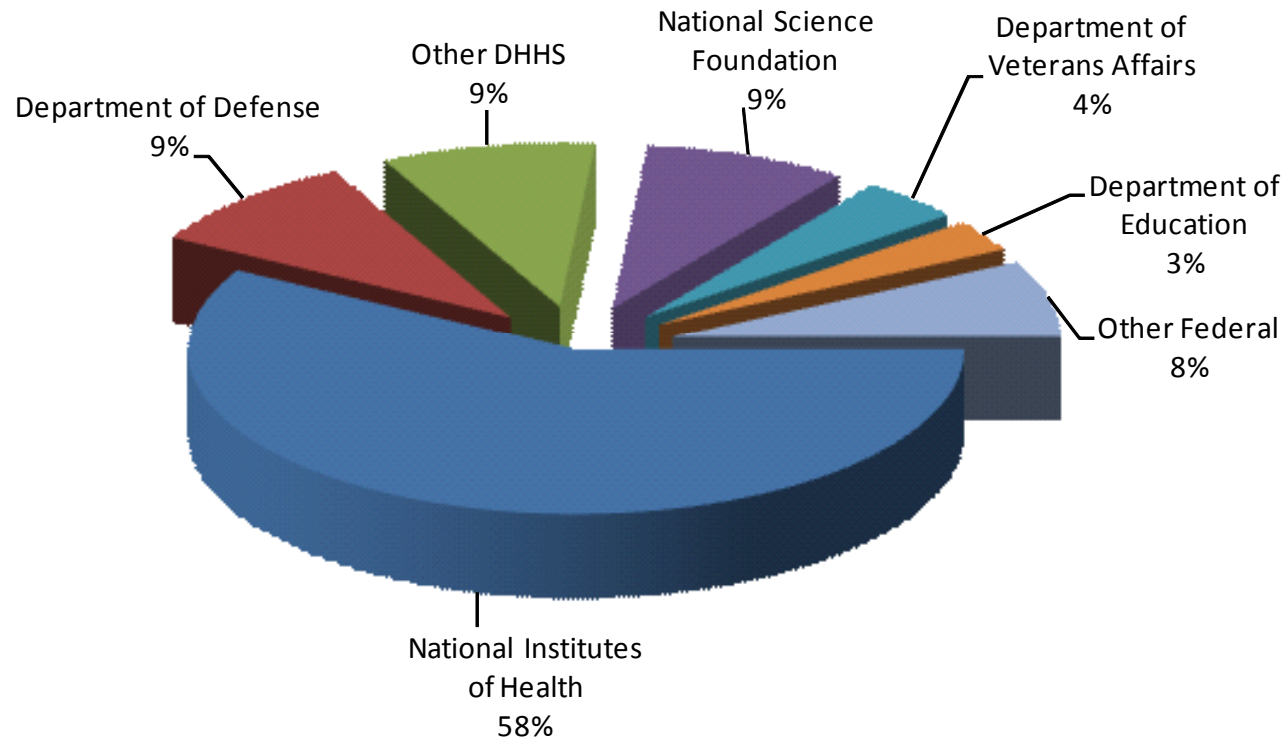


State/Local Government	Private Partnerships	Federal Government
\$58,416,527	\$152,986,177	\$180,397,652

Federal Agencies

AGENCY	FY08-09	FY09-10	FY10-11
National Institutes of Health	\$ 122,772,298	\$ 125,180,301	\$ 104,856,483
Department of Defense	24,207,800	19,999,568	16,958,328
Department of Health and Human Services	10,922,535	18,411,379	16,114,830
National Science Foundation	9,402,895	14,098,919	15,355,198
Department of Veterans Affairs	916,018	5,313,566	7,753,872
Department of Education	6,148,847	8,237,686	5,633,408
Department of Transportation	2,642,762	969,000	3,107,475
Department of Commerce	383,742	1,076,089	2,747,979
Department of Labor	2,226,000	2,262,000	2,260,000
Department of Energy	656,330	1,246,491	2,186,618
National Aeronautics & Space Administration	425,513	1,840,851	1,271,939
Department of the Interior	1,447,107	2,405,101	860,587
Department of Homeland Security	-	513,736	701,173
Other Federal Agencies	2,116,506	1,673,412	389,762
Department of Justice	311,115	-	200,000
TOTAL	\$ 184,579,468	\$ 203,228,099	\$ 180,397,652

Primary Sources of Federal Funding



NIH Funding by College/Area

COLLEGE_AREA	FY08-09	FY09-10	FY10-11
COLLEGE OF ARTS AND SCIENCES	\$ 3,660,246	\$ 2,519,631	4,713,032
COLLEGE OF ENGINEERING	-	210,299	1,429,284
COLLEGE OF BEHAVIORAL AND COMMUNITY SCIENCES	684,919	1,133,170	2,491,738
COLLEGE OF MEDICINE	113,608,569	115,419,653	91,010,475
COLLEGE OF NURSING	1,342,521	2,295,034	1,920,891
COLLEGE OF PUBLIC HEALTH	2,895,043	3,602,514	3,291,063
USF ST. PETERSBURG	81,000	-	-
OFFICE OF RESEARCH & INNOVATION	500,000	-	-
NIH Total	\$ 122,772,298	\$ 125,180,301	\$ 104,856,483

Data from prior years has been adjusted to reflect College/Area reorganizations.
Published reports prior to FY2011 have not been changed on DSR website.

NSF Funding by College/Area

COLLEGE_AREA	FY08-09	FY09-10	FY10-11
ACADEMIC AFFAIRS	\$ 99,696	\$ 162,000	\$ 160,570
COLLEGE OF ARTS AND SCIENCES	3,491,405	5,262,342	5,171,397
COLLEGE OF BUSINESS ADMINISTRATION	-	19,894	115,379
COLLEGE OF ENGINEERING	3,689,291	5,702,485	4,260,068
COLLEGE OF MARINE SCIENCE	1,690,376	2,755,033	3,684,814
COLLEGE OF BEHAVIORAL AND COMMUNITY SCIENCES	35,100	-	-
COLLEGE OF PUBLIC HEALTH	80,000	153,315	80,000
USF POLYTECHNIC (Lakeland)	46,954	43,850	57,718
USF ST. PETERSBURG	180,918	-	299,168
HONORS COLLEGE	89,155	-	206,422
NSF Total	\$ 9,402,895	\$ 14,098,919	\$ 15,355,198

Data from prior years has been adjusted to reflect College/Area reorganizations.
Published reports prior to FY2011 have not been changed on DSR website.

NSF SURVEY OF FEDERAL R&D EXPENDITURES IN SCIENCE & ENGINEERING

FISCAL YEAR RANKINGS														
University by FY09 Rank	Affil.	FY03	FY04	Diff. 04:03	FY05	Diff. 05:04	FY06	Diff. 05:06	FY07	Diff. 06:07	FY08	Diff. 07:08	FY09	Diff. 08:09
U Alabama, Birmingham	Peer	26	28	-2	28	--	27	+1	30	-3	27	+3	31	-4
U Florida	SUS	41	38	3	39	-1	39	--	41	-2	45	-4	46	-1
U Cincinnati	Peer	42	44	-2	45	-1	50	-5	36	+14	47	-11	47	--
U Illinois-Chicago	Peer	47	45	2	48	-3	47	+1	49	-2	52	-3	54	-2
U South Florida	SUS	71	67	+4	66	+1	63	+3	62	+1	60	+2	57	+3
U California, Irvine	Peer	55	56	-1	56	--	59	-3	57	+2	56	+1	58	-2
U Miami (private)	Florida	57	62	-5	60	2	66	-6	66	--	62	+4	60	+2
Rutgers U	Peer	72	65	7	68	-3	73	-5	70	+3	70	--	64	+6
SUNY, Buffalo	Peer	58	60	-2	62	-2	64	+2	64	--	63	+1	67	-4
North Carolina State	Peer	82	82	--	84	-2	72	+8	73	+1	74	-1	74	--
Florida State U	SUS	89	84	5	87	-3	86	+1	85	+1	92	-7	90	+2
SUNY, Stony Brook	Peer	65	69	-4	75	-6	85	-10	88	-3	96	-8	97	-1
U Central Florida	SUS	126	137	-11	149	-12	152	-3	137	+15	131	+6	124	+7
Florida International U	SUS	133	135	-2	130	5	136	-6	134	+2	137	-3	140	-3

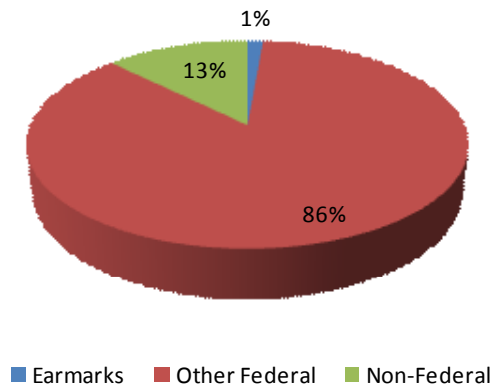
Contract and Grant Awards from Congressional Earmarks

COLLEGE/AREA	Earmarks	Federal & FFT	% from Federal	Projects Total	% from Total
ACADEMIC AFFAIRS	-	1,150,164		\$ 1,944,654	
COLLEGE OF ARTS AND SCIENCES	237,491	15,144,526	1.6%	17,320,911	1.4%
COLLEGE OF BEHAVIORAL AND COMMUNITY SCIENCES	-	16,523,306		22,983,241	
COLLEGE OF BUSINESS ADMINISTRATION	-	1,695,853		1,760,852	
COLLEGE OF EDUCATION	-	12,191,942		12,328,951	
COLLEGE OF ENGINEERING	1,701,875	22,547,519	7.5%	27,634,443	6.2%
COLLEGE OF MARINE SCIENCE	-	9,234,893		10,374,332	
COLLEGE OF MEDICINE	-	63,181,471		90,278,782	
COLLEGE OF NURSING	2,208,000	4,601,872	48.0%	4,878,796	45.3%
COLLEGE OF PUBLIC HEALTH	-	17,568,654		25,714,993	
COLLEGE OF THE ARTS	-	255,805		977,257	
HONORS COLLEGE	-	206,422		206,422	
OFFICE OF RESEARCH & INNOVATION	-	1,130,000		2,845,050	
STUDENT AFFAIRS	-	1,021,152		1,098,952	
UNIVERSITY ADVANCEMENT	-	389,775		3,758,082	
UNIVERSITY/ADMINISTRATIVE SERVICES	-	792,812		792,817	
USF POLYTECHNIC (Lakeland)	-	1,593,388		1,885,880	
USF SARASOTA/MANATEE	247,500	247,500	100.0%	411,488	60.1%
USF ST. PETERSBURG	-	2,876,474		3,519,473	
Total	\$ 4,394,866	\$ 172,353,528	2.5%	\$ 230,715,376	1.9%

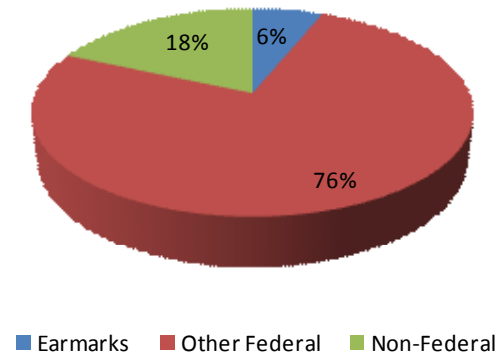
Total award amounts include Project data stored in F.A.S.T. only.

Colleges with Congressional Earmarks

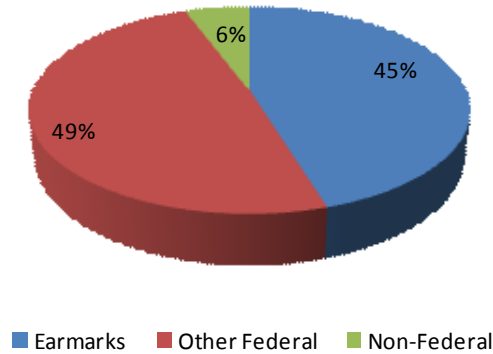
COLLEGE OF ARTS AND SCIENCES
\$237,491 in Earmarks



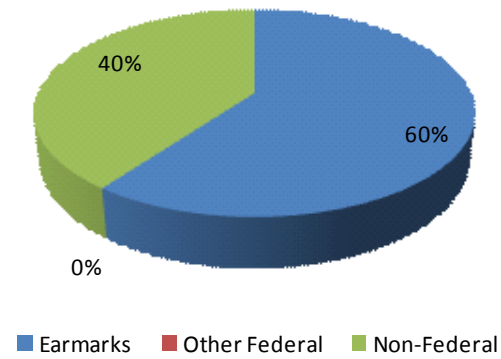
COLLEGE OF ENGINEERING
\$1,701,875 in Earmarks



COLLEGE OF NURSING
\$2,208,000 in Earmarks

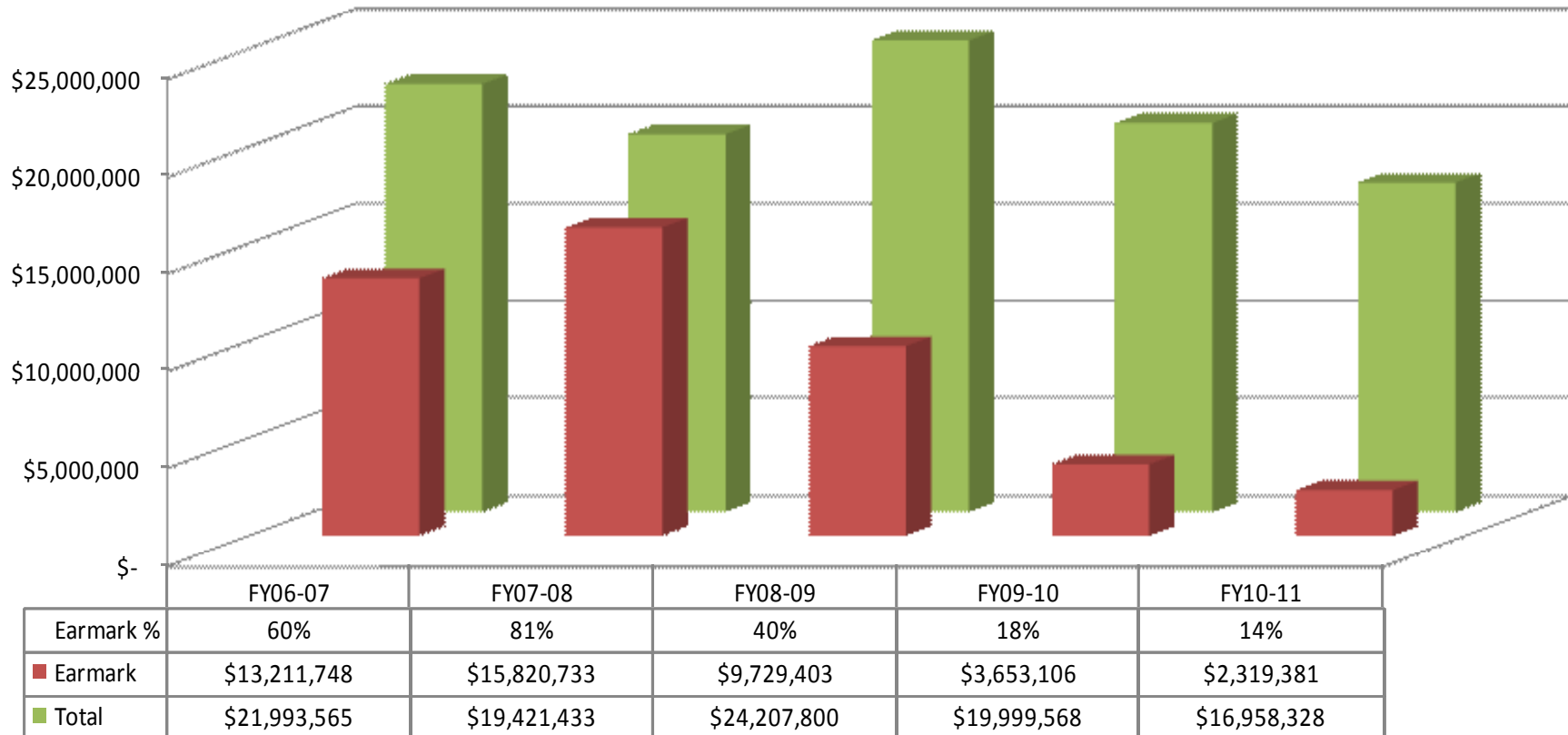


USF SARASOTA/MANATEE
\$247,500 in Earmarks



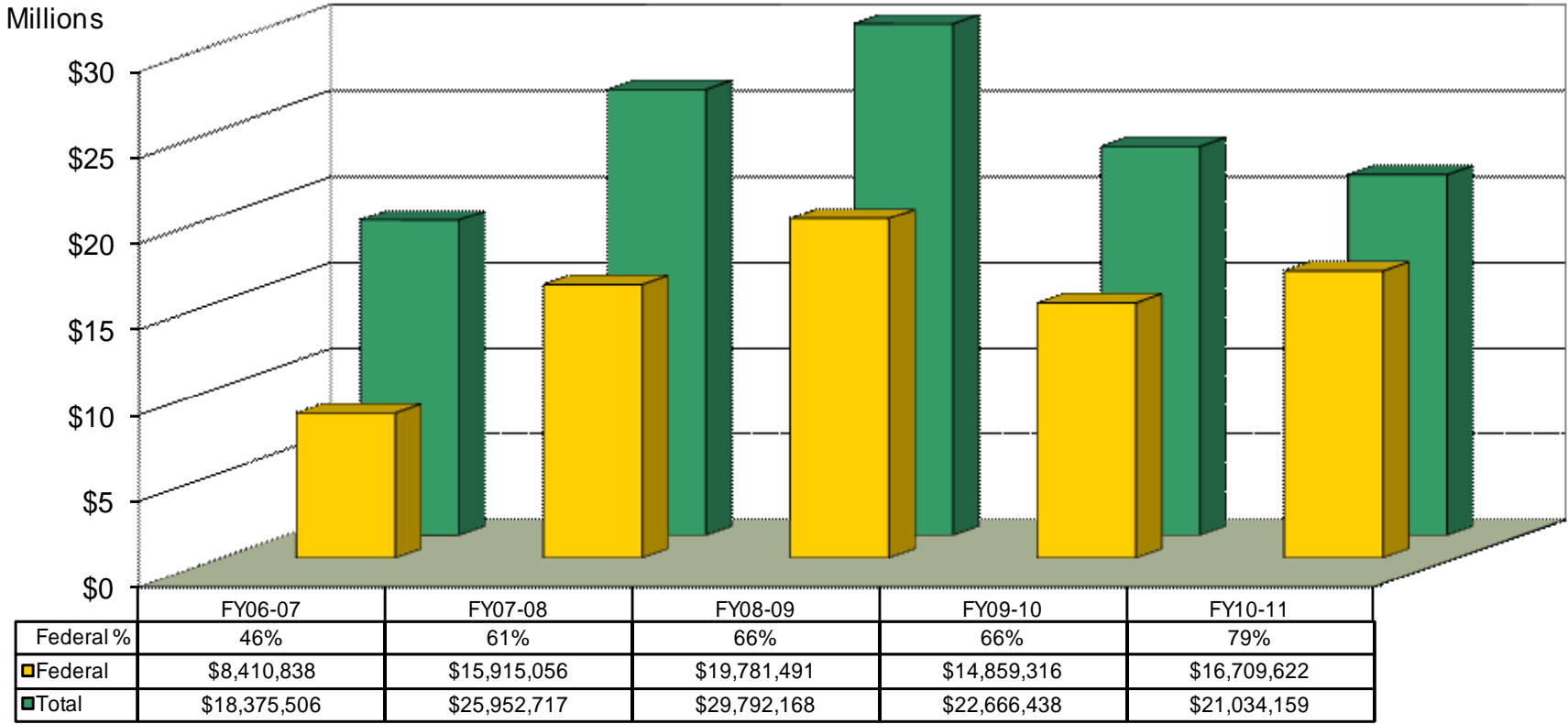
Total award amounts include Project data stored in F.A.S.T. only.

US Department of Defense Earmarks



Graph includes Project data stored in F.A.S.T, pharmaceuticals, gifts for research and USF affiliates, in addition to Non-Project data aka convenience accounts.

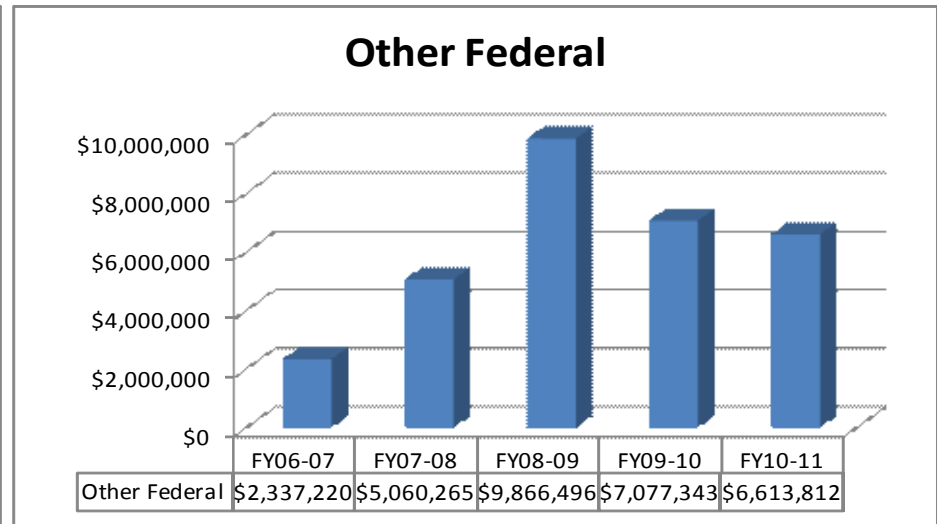
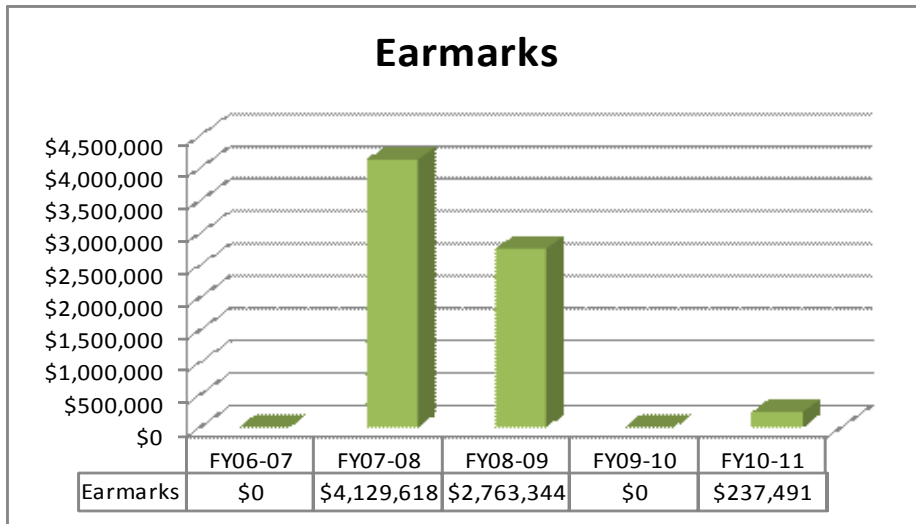
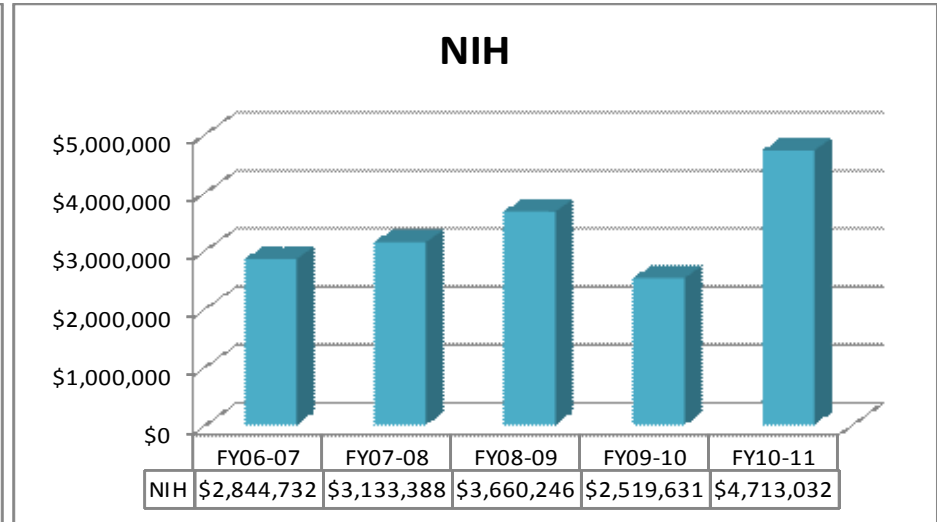
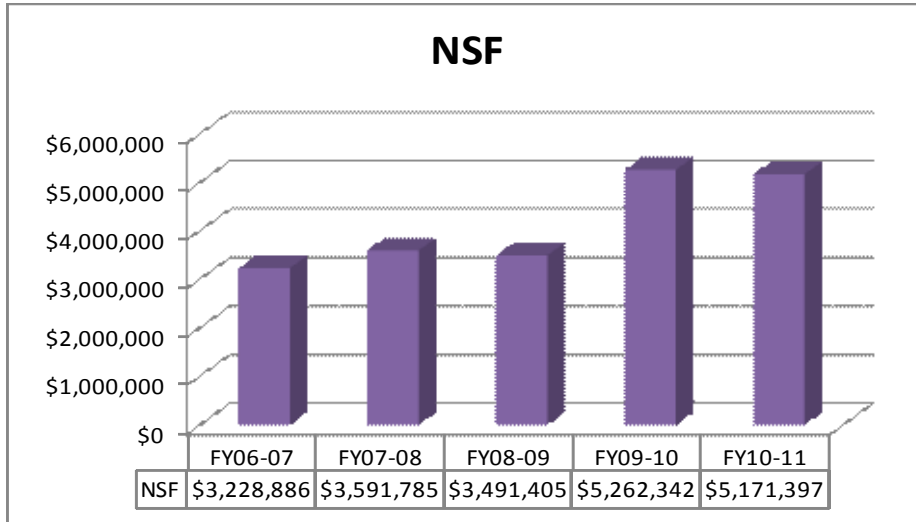
College of Arts & Sciences Contract and Grant Awards



*Tampa Campus Only

Data from prior years has been adjusted to reflect College/Area reorganizations.
Published reports prior to FY2011 have not been changed on DSR website.

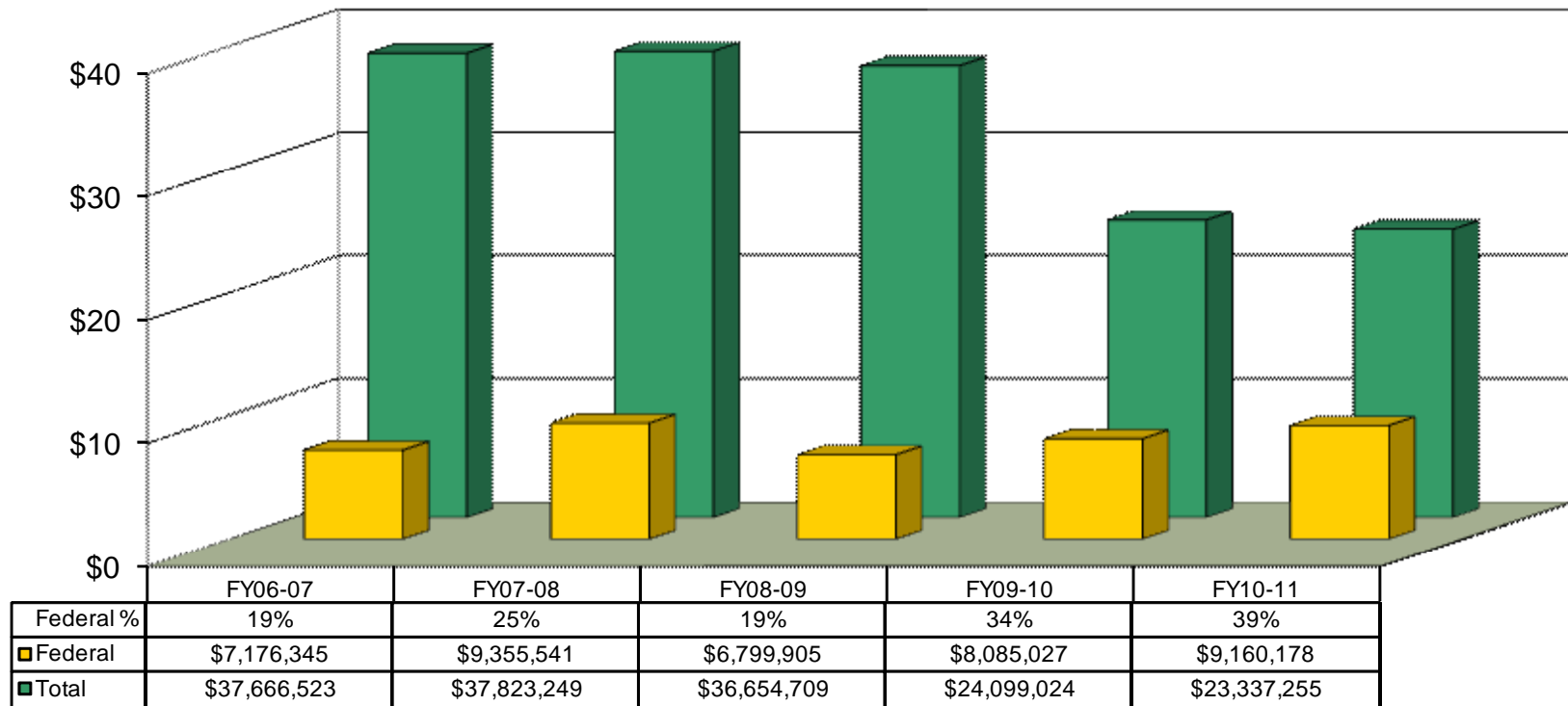
College of Arts & Sciences - Federal Awards



*Tampa Campus Only

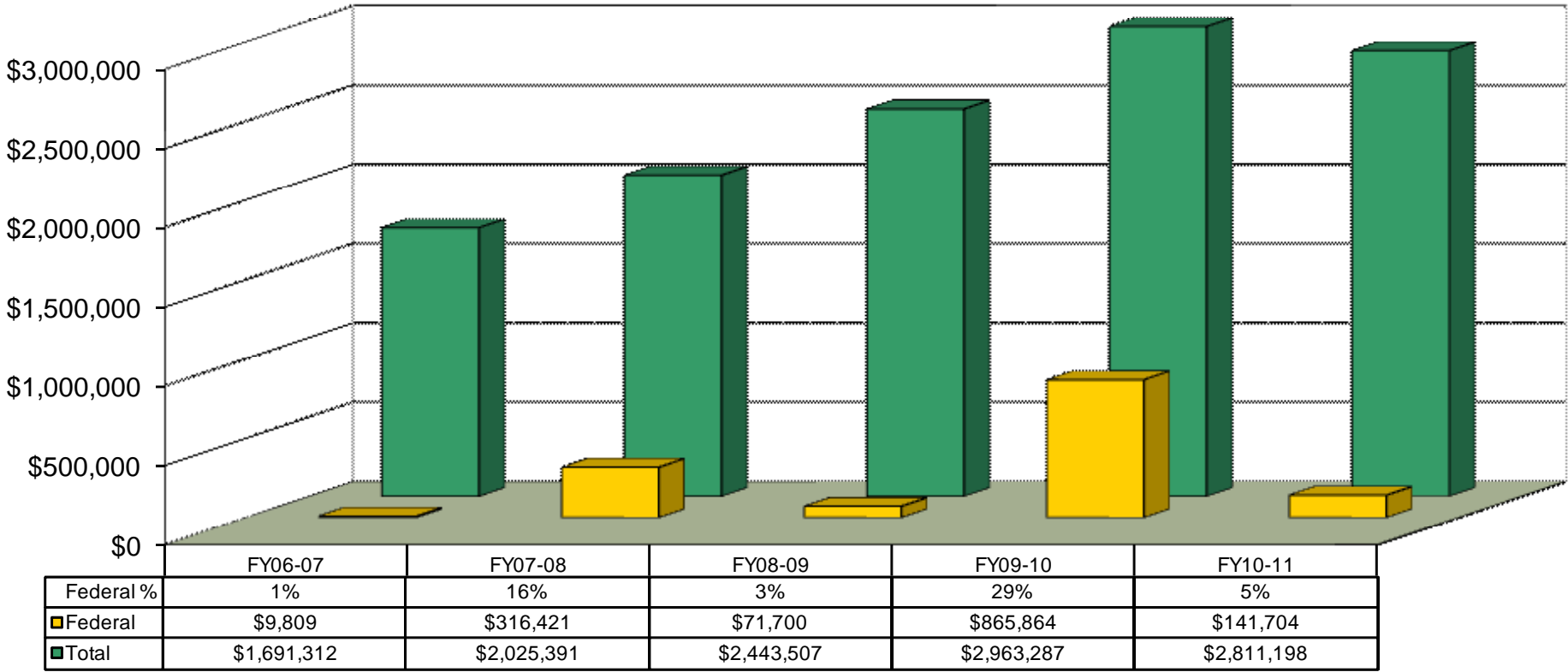
Data from prior years has been adjusted to reflect College/Area reorganizations.
Published reports prior to FY2011 have not been changed on DSR website.

College of Behavioral and Community Sciences Contract and Grant Awards



Data from prior years has been adjusted to reflect College/Area reorganizations.
Published reports prior to FY2011 have not been changed on DSR website.

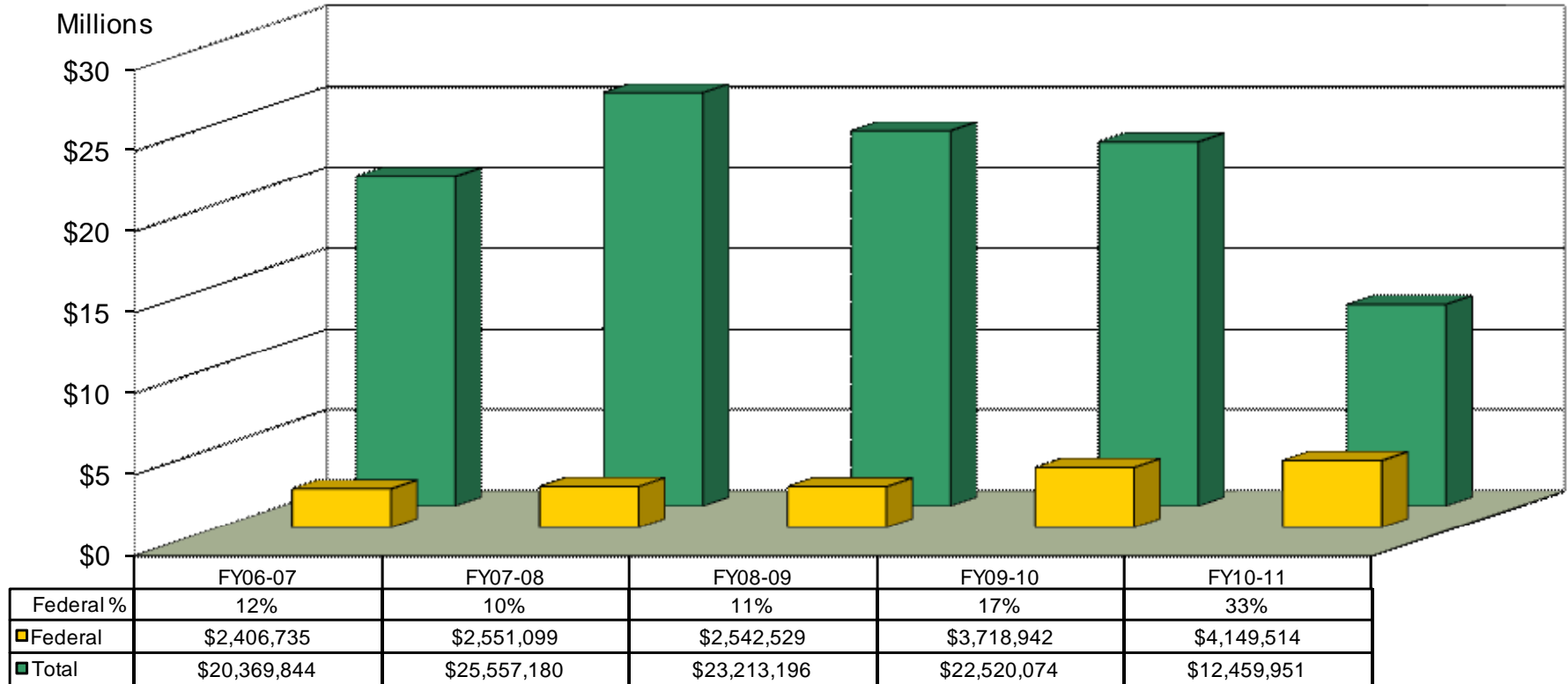
College of Business Administration Contract and Grant Awards



*Tampa Campus Only

Data from prior years has been adjusted to reflect College/Area reorganizations.
Published reports prior to FY2011 have not been changed on DSR website.

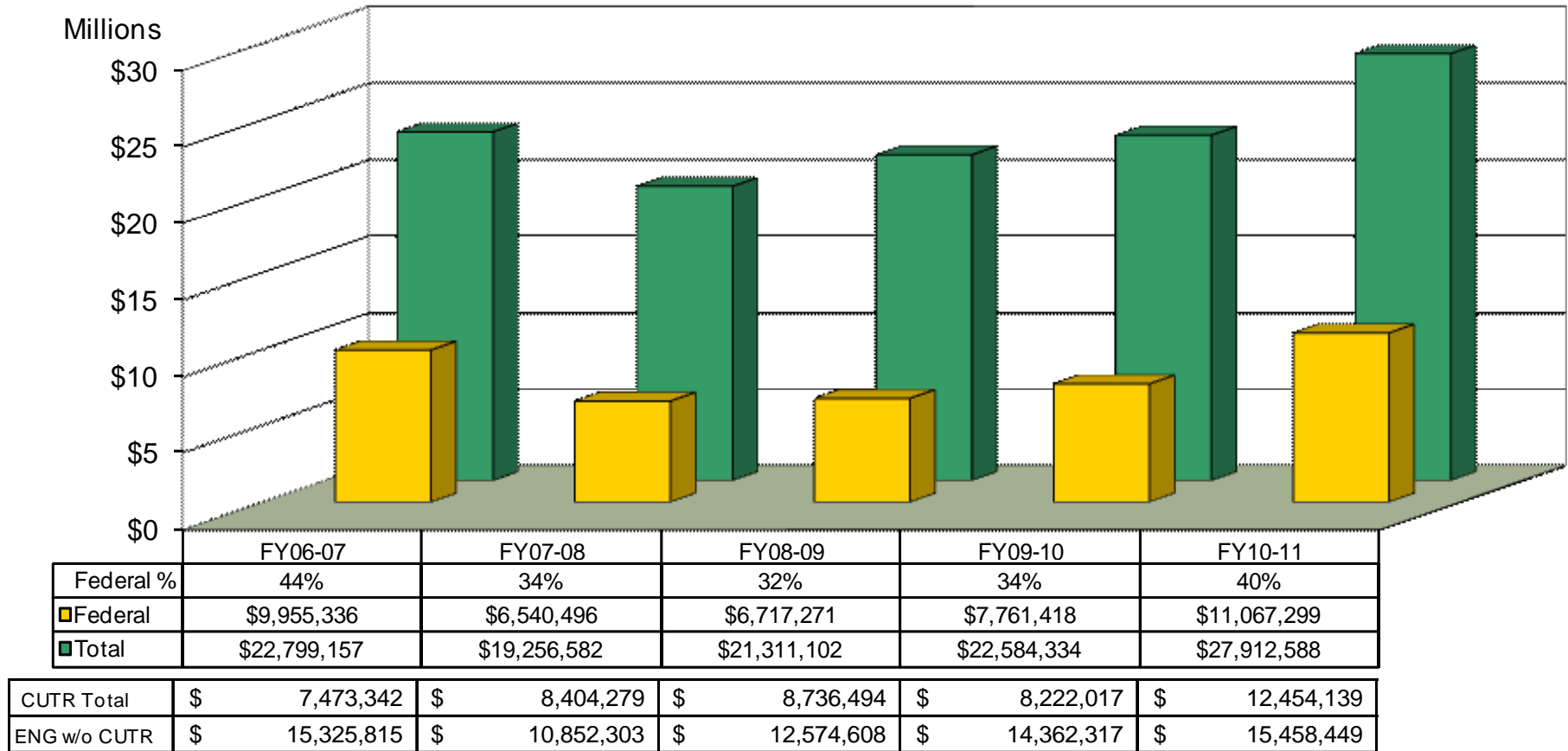
College of Education Contract and Grant Awards



*Tampa Campus Only

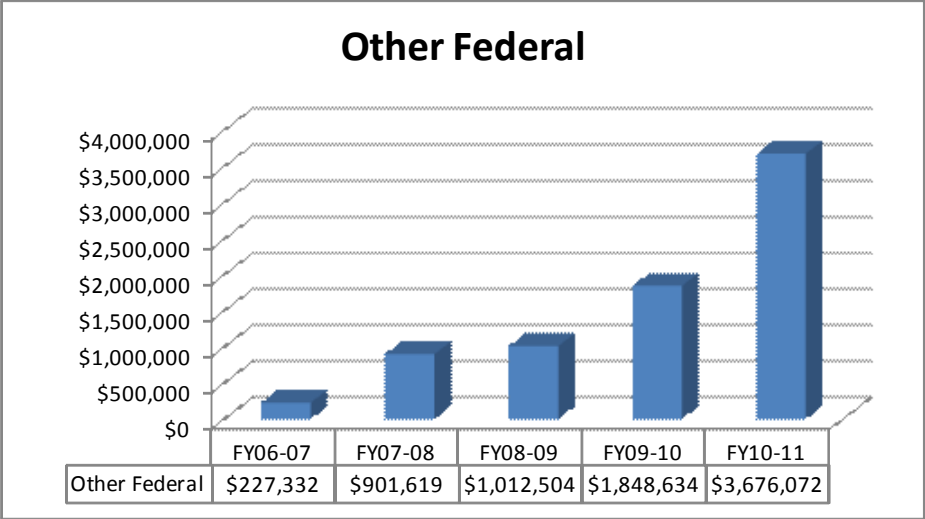
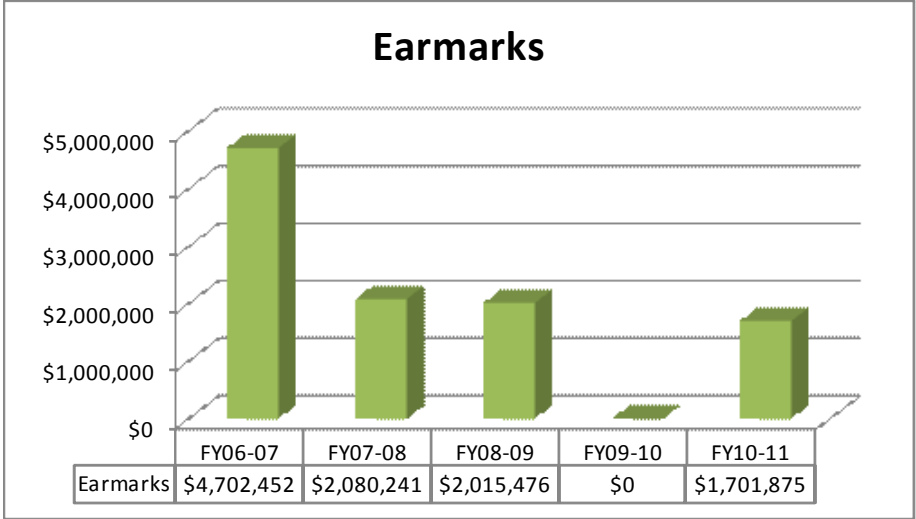
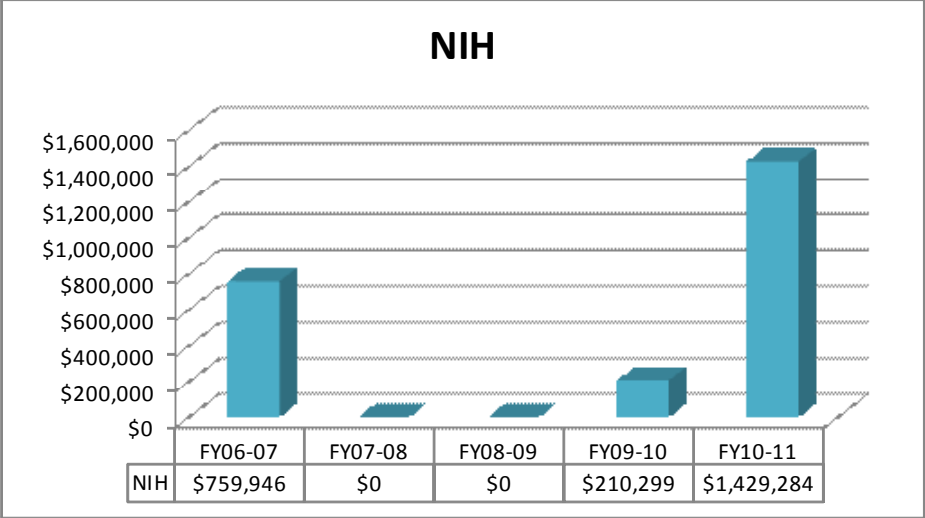
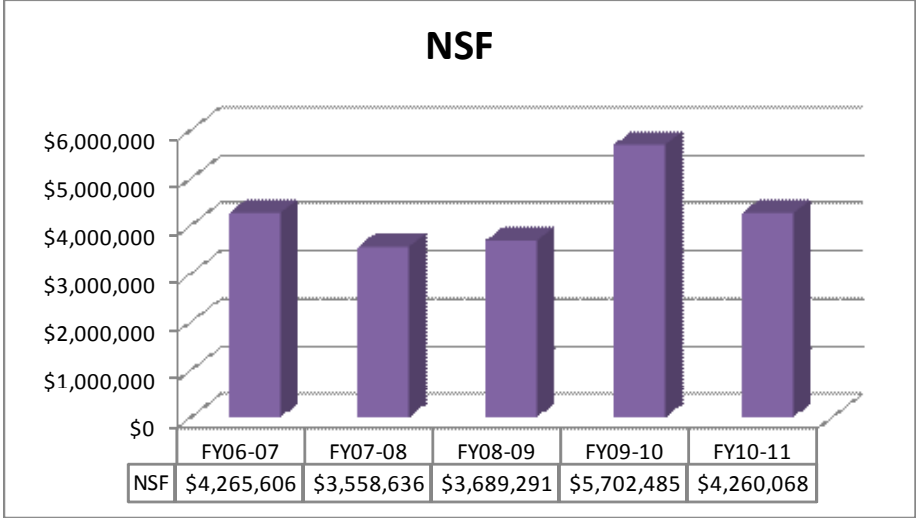
Data from prior years has been adjusted to reflect College/Area reorganizations.
Published reports prior to FY2011 have not been changed on DSR website.

College of Engineering Contract and Grant Awards



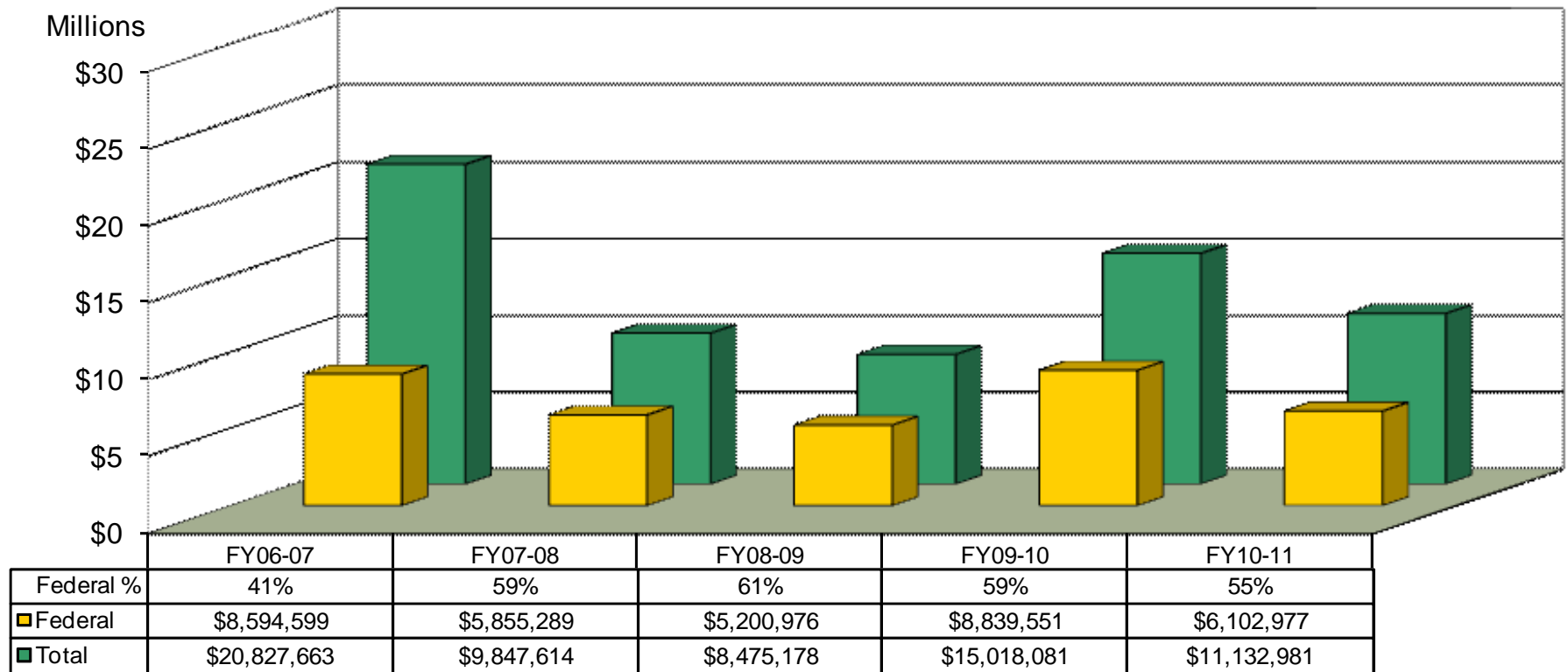
Data from prior years has been adjusted to reflect College/Area reorganizations.
Published reports prior to FY2011 have not been changed on DSR website.

College of Engineering – Federal Awards



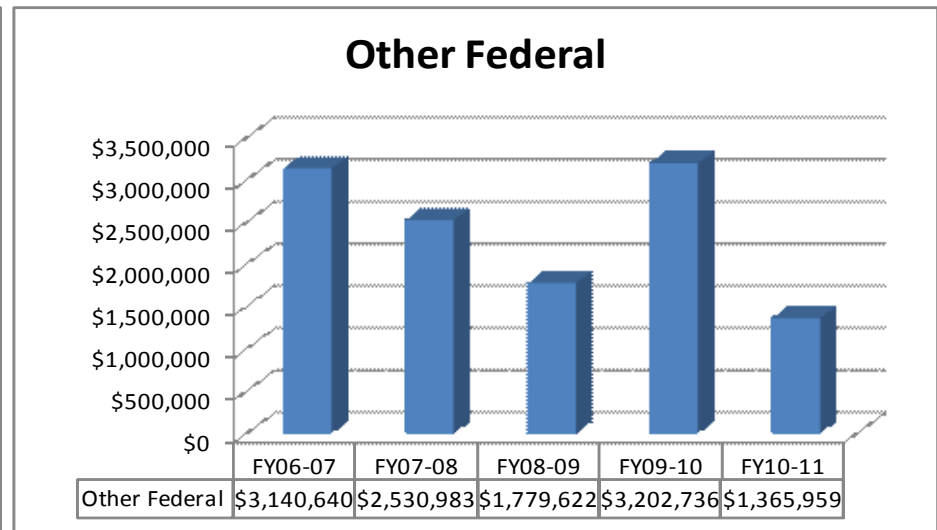
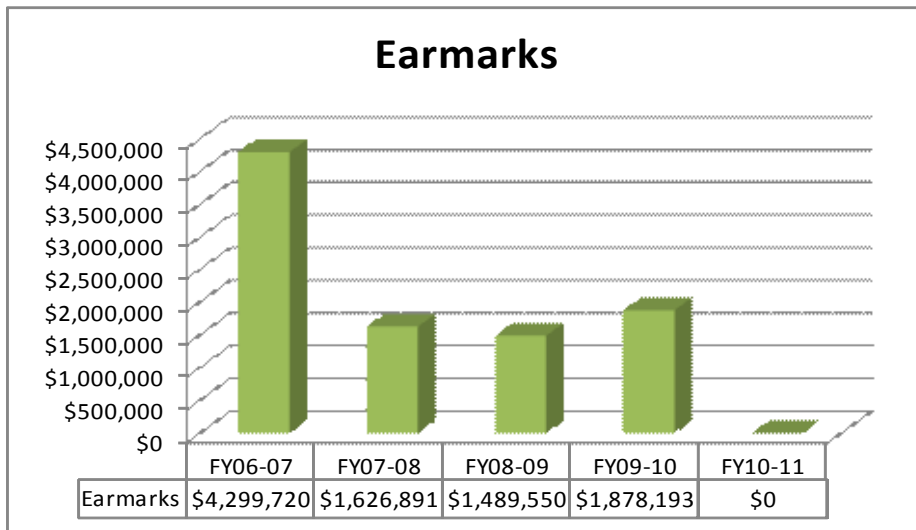
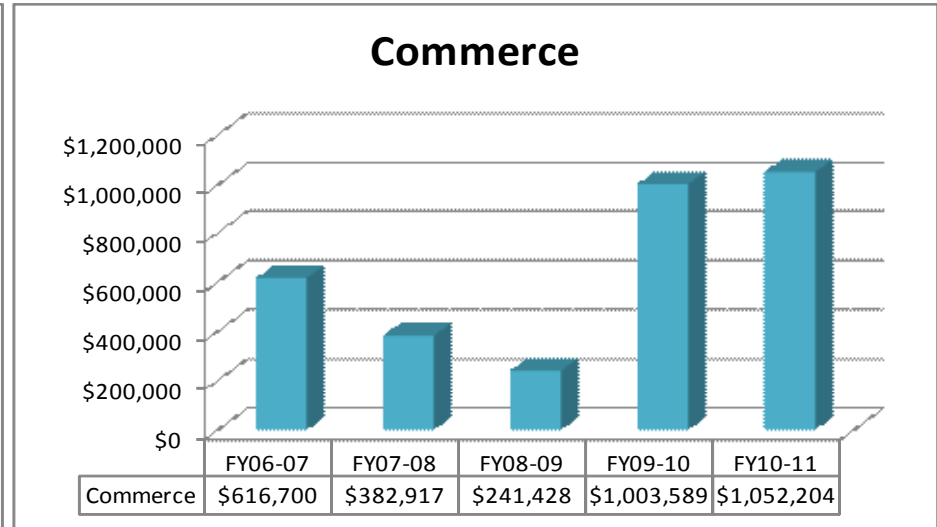
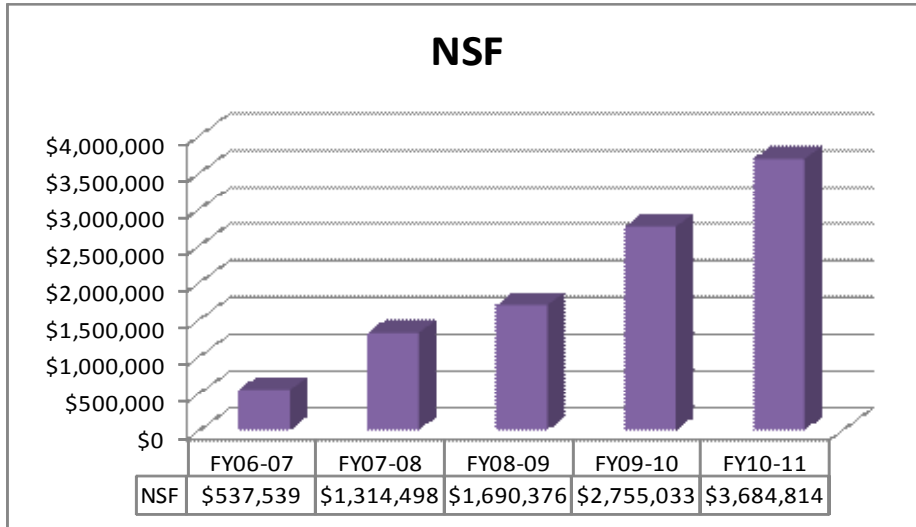
Data from prior years has been adjusted to reflect College/Area reorganizations.
 Published reports prior to FY2011 have not been changed on DSR website.

College of Marine Science Contract and Grant Awards



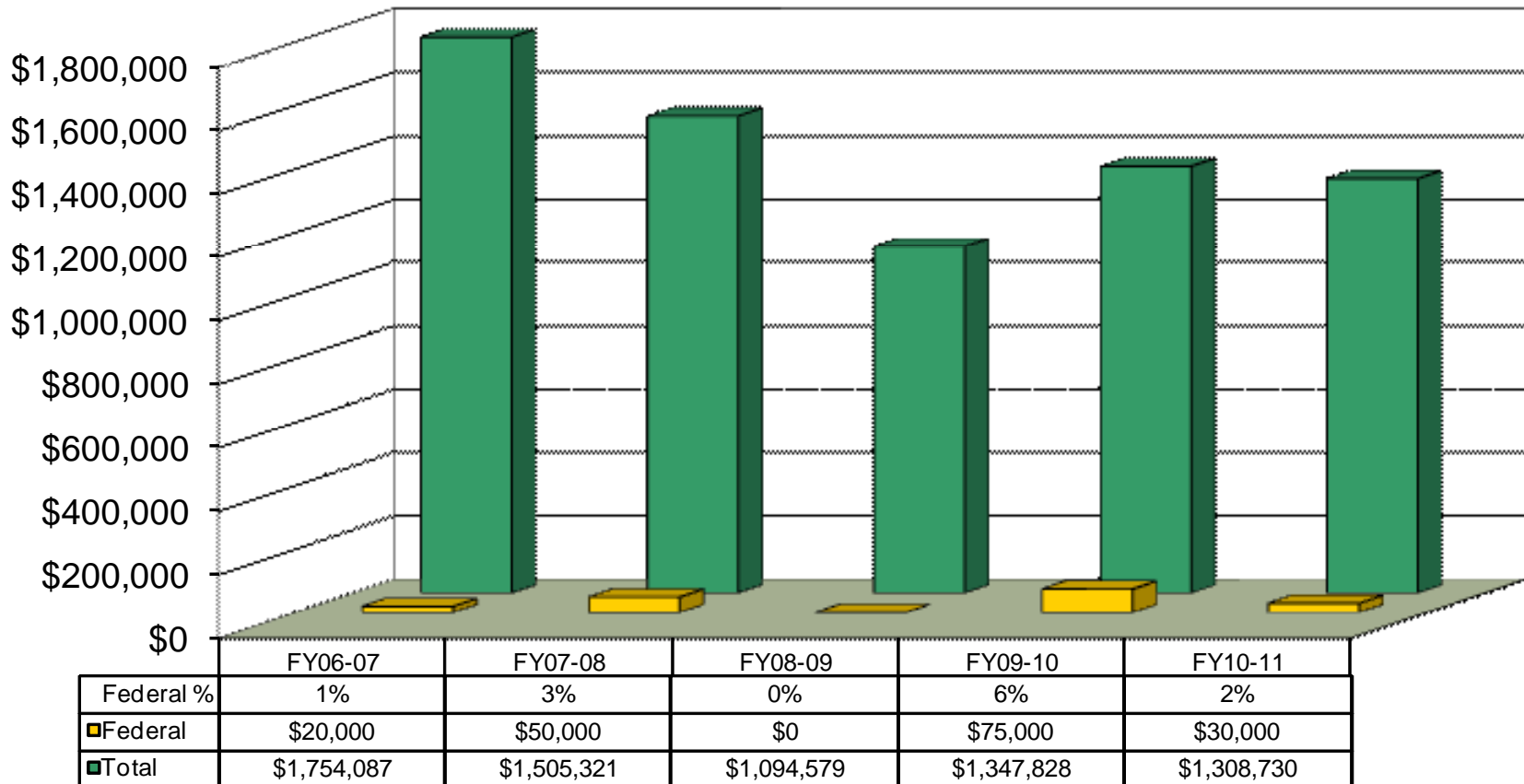
Data from prior years has been adjusted to reflect College/Area reorganizations.
Published reports prior to FY2011 have not been changed on DSR website.

College of Marine Science – Federal Awards



Data from prior years has been adjusted to reflect College/Area reorganizations.
Published reports prior to FY2011 have not been changed on DSR website.

College of The Arts Contract and Grant Awards

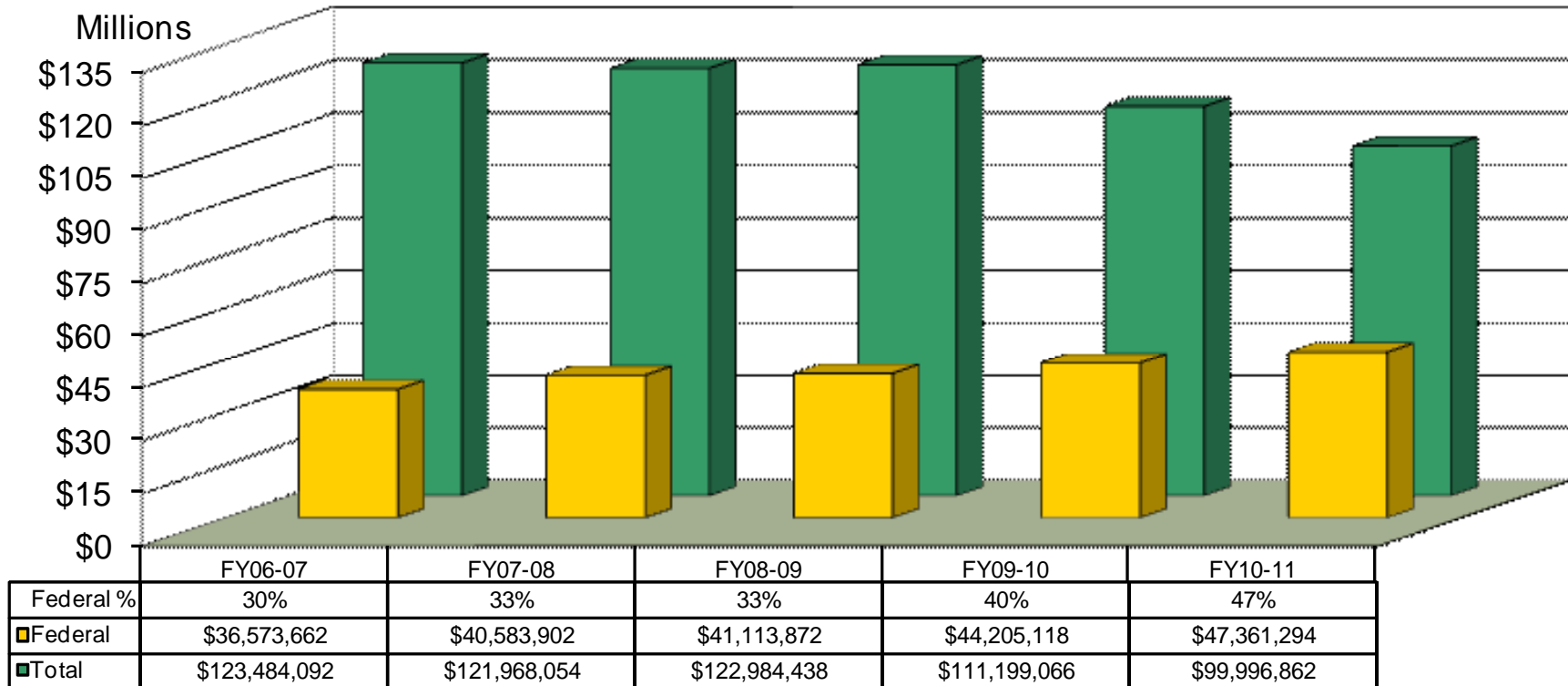


Data from prior years has been adjusted to reflect College/Area reorganizations.
Published reports prior to FY2011 have not been changed on DSR website.

Academic Affairs

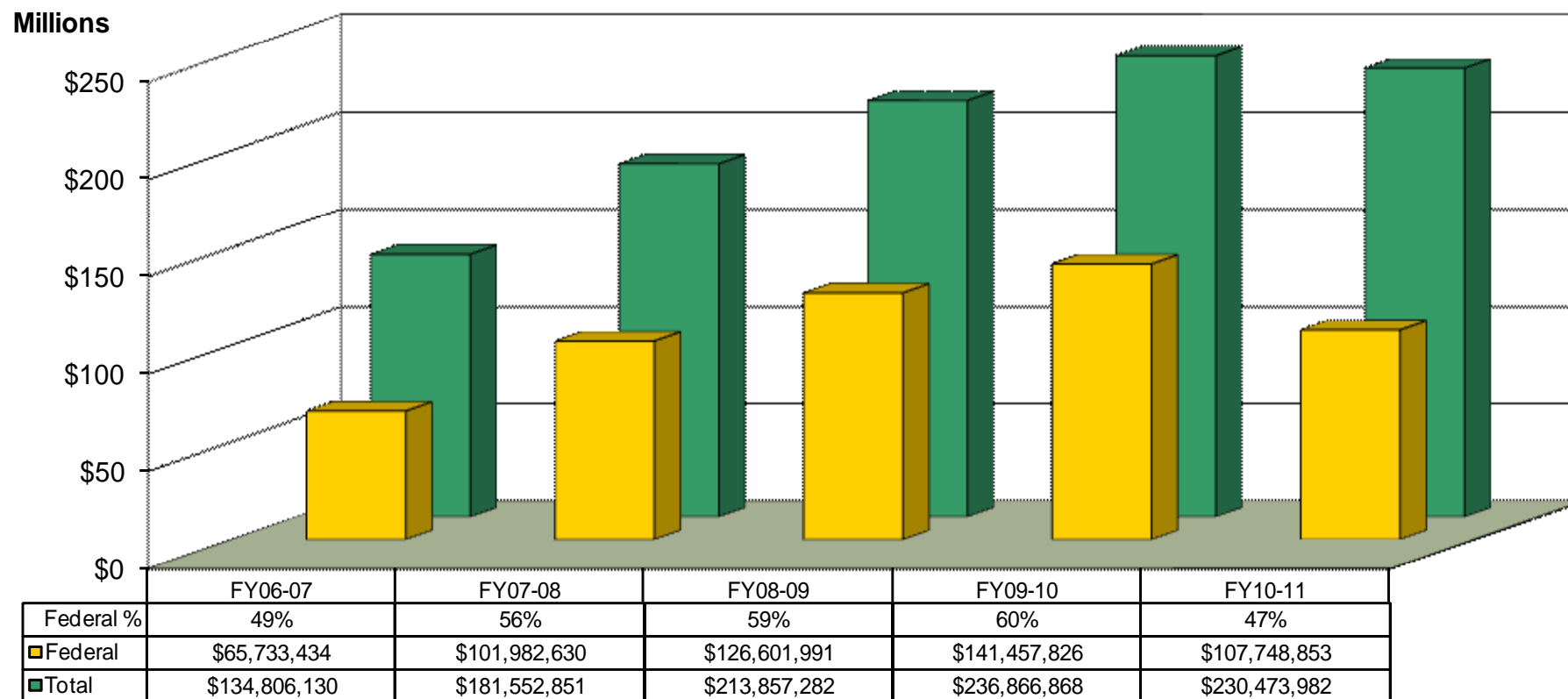
Contract and Grant Awards

College of Arts & Sciences
 College of Behavioral and Community Sciences
 College of Business Administration
 College of Education
 College of Engineering
 College of Marine Science
 College of The Arts



Data from prior years has been adjusted to reflect College/Area reorganizations.
 Published reports prior to FY2011 have not been changed on DSR website.

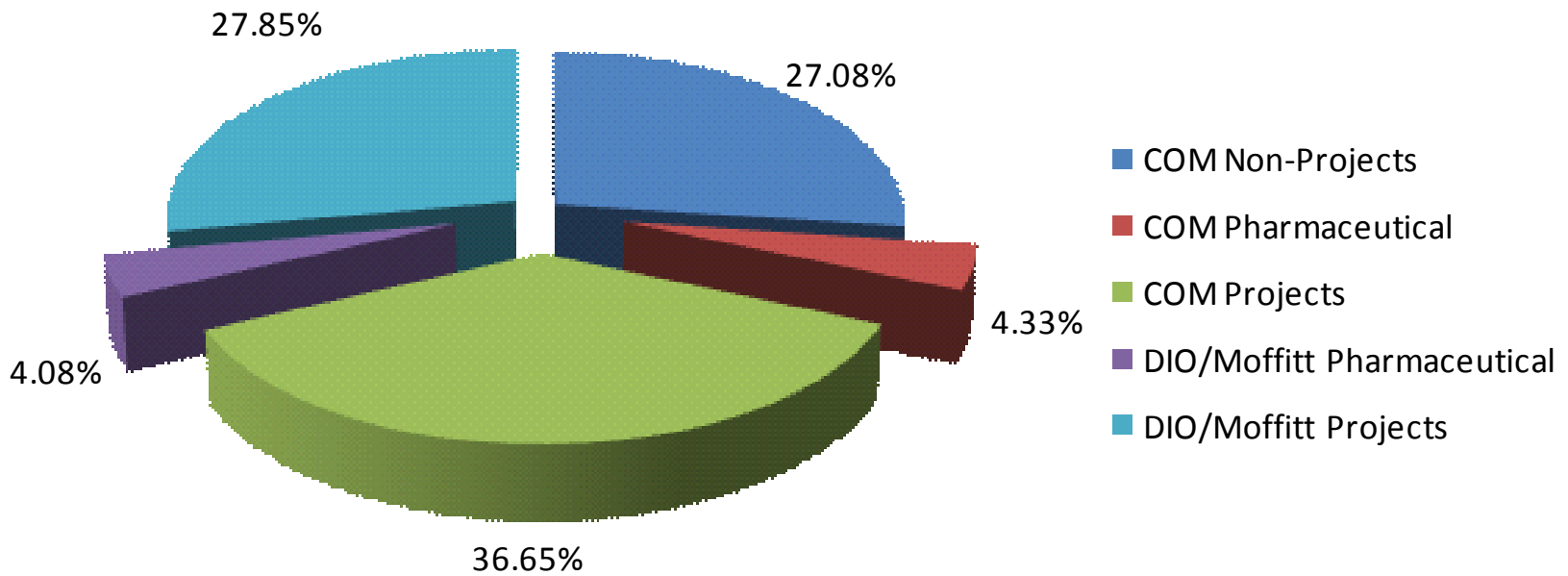
College of Medicine Contract and Grant Awards



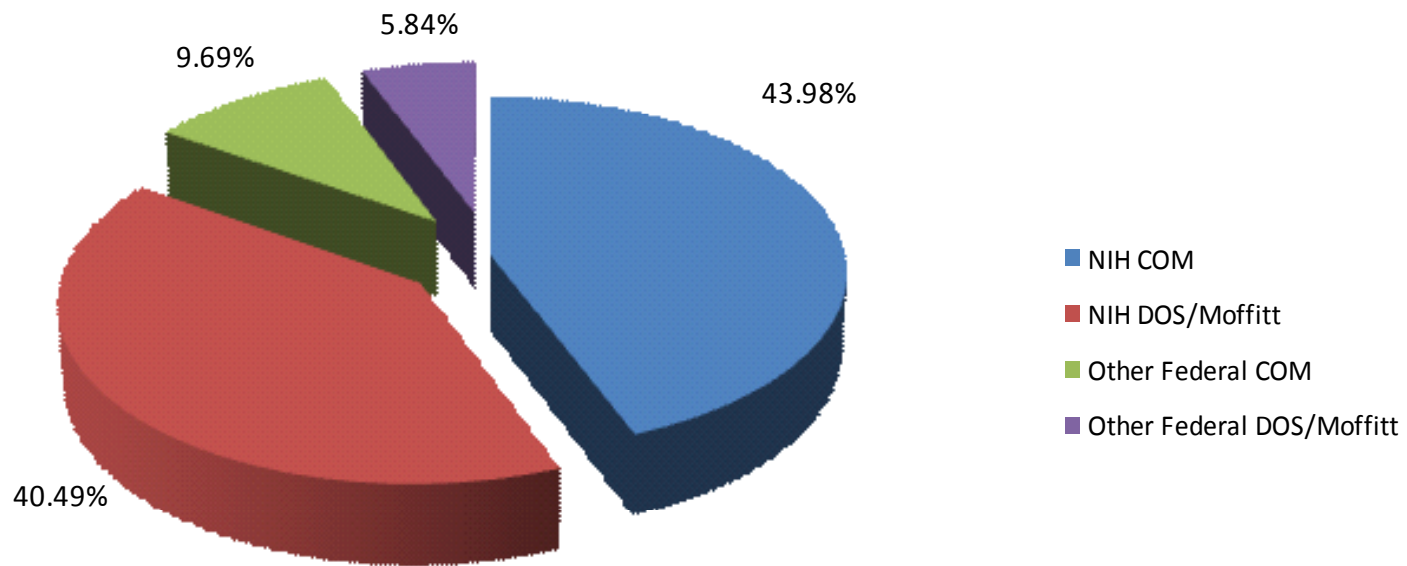
DOS/Moffitt	\$ 41,762,006	\$ 52,128,165	\$ 59,602,829	\$ 80,566,236	\$ 73,592,094
COM w/o DOS/Moffitt	\$ 93,044,124	\$ 129,424,686	\$ 154,254,453	\$ 156,300,632	\$ 156,881,888

Data from prior years has been adjusted to reflect College/Area reorganizations.
Published reports prior to FY2011 have not been changed on DSR website.

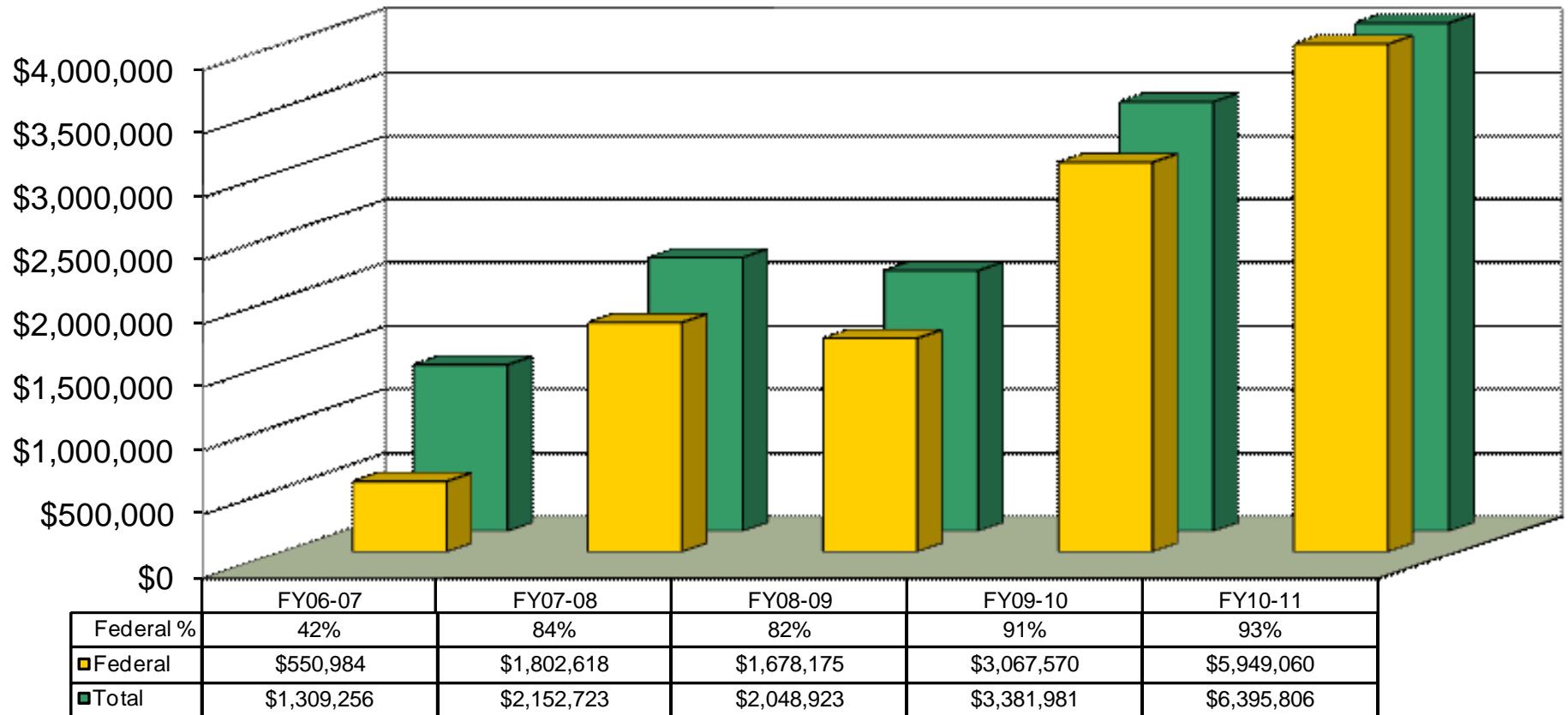
College of Medicine Contract and Grant: Type of Awards



College of Medicine Federal Contract and Grant Awards



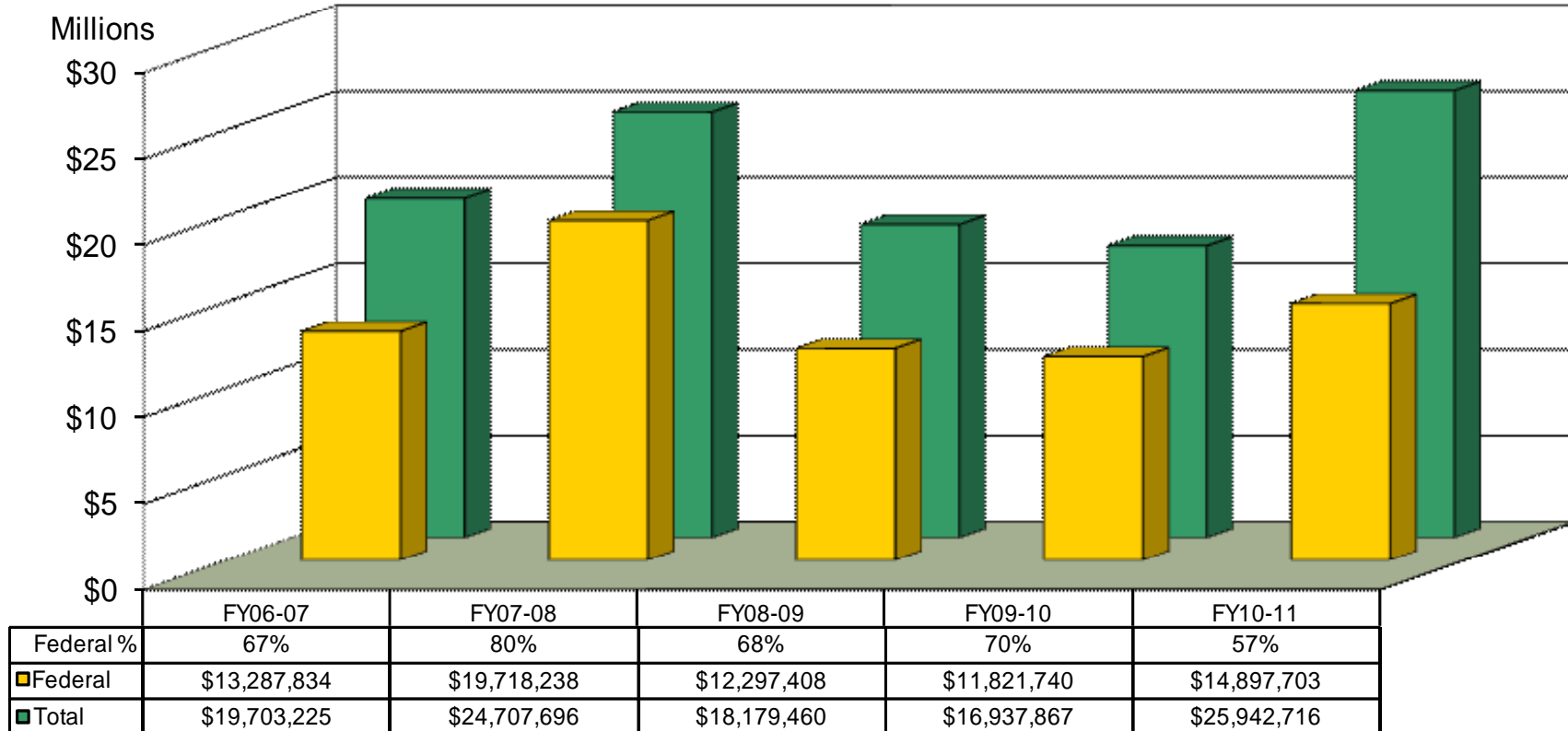
College of Nursing Contract and Grant Awards



*Tampa Campus Only

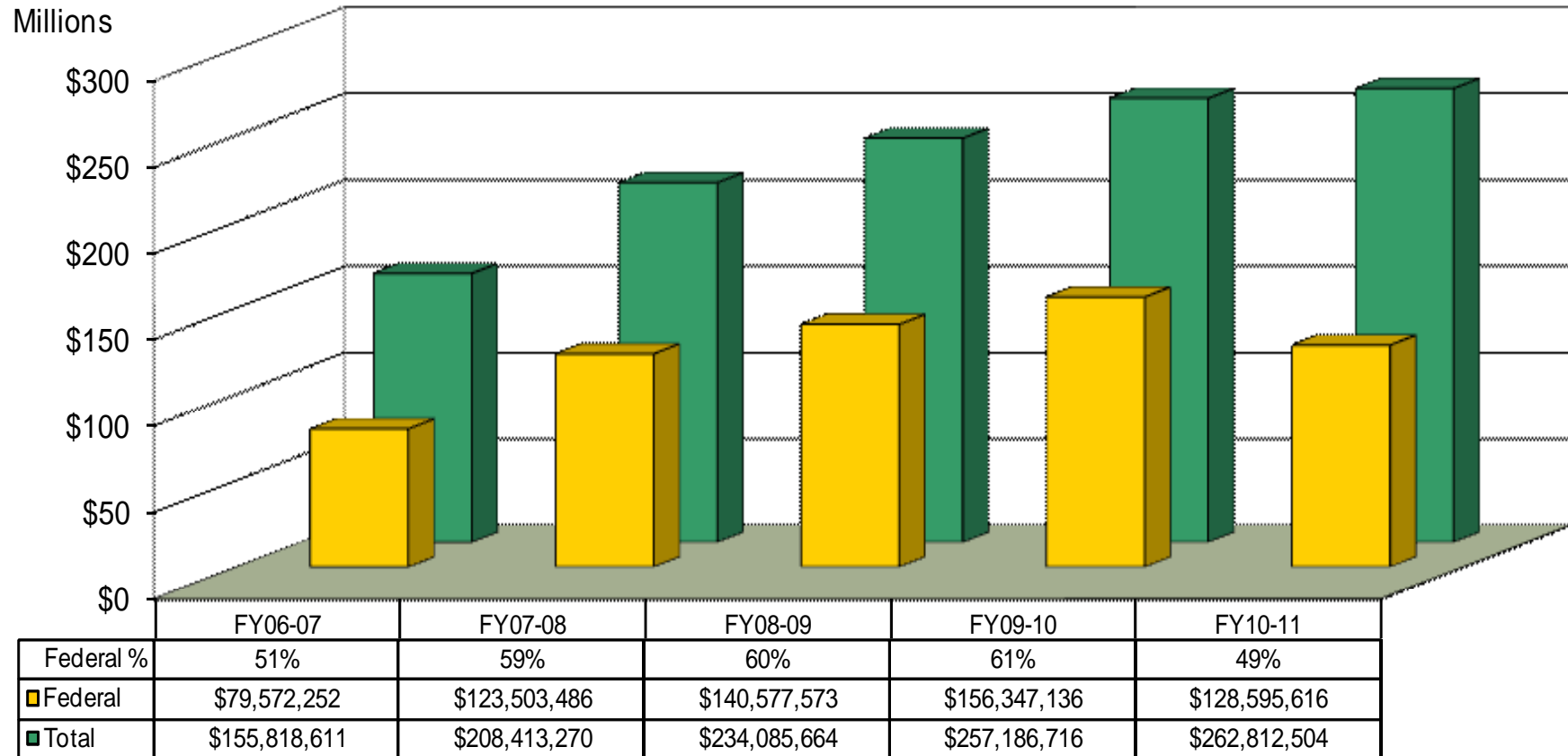
Data from prior years has been adjusted to reflect College/Area reorganizations.
Published reports prior to FY2011 have not been changed on DSR website.

College of Public Health Contract and Grant Awards



Data from prior years has been adjusted to reflect College/Area reorganizations.
Published reports prior to FY2011 have not been changed on DSR website.

USF Health Summary Contract and Grant Awards



Data from prior years has been adjusted to reflect College/Area reorganizations.
Published reports prior to FY2011 have not been changed on DSR website.