

**USF**

UNIVERSITY OF  

---

SOUTH FLORIDA

Contract and Grant  
Award Data

Fiscal Year 2005-2006

Office of Research

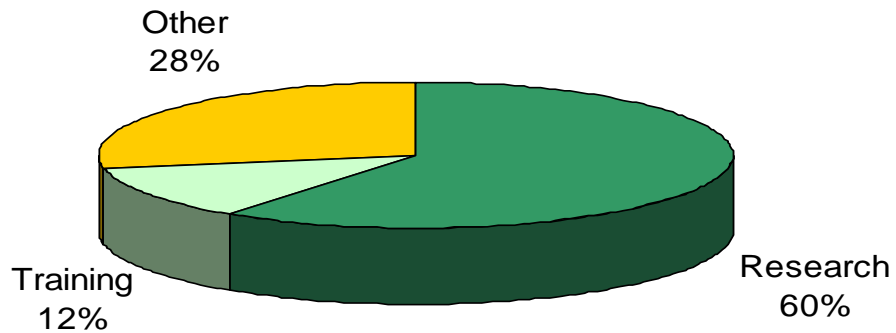
November 21, 2006 (Corrected)

## College/Area 3-Year Comparison External Funding

<b>COLLEGE/AREA</b>	<b>FY03-04</b>	<b>FY04-05</b>	<b>FY05-06</b>
ACADEMIC AFFAIRS	\$ 2,987,320	\$ 10,884,630	\$ 3,658,463
SCHOOL OF ARCHITECTURE & COMMUNITY DESIGN	853,862	1,174,932	1,004,226
COLLEGE OF ARTS AND SCIENCES *	19,589,544	19,408,482	23,438,314
COLLEGE OF BUSINESS ADMINISTRATION	2,074,912	2,135,490	2,053,212
COLLEGE OF EDUCATION	23,230,972	28,890,812	16,096,104
COLLEGE OF ENGINEERING	22,001,050	24,196,403	27,833,020
COLLEGE OF MARINE SCIENCE	23,907,668	15,262,737	19,922,252
COLLEGE OF VISUAL AND PERFORMING ARTS	179,348	201,153	202,542
FLORIDA MENTAL HEALTH INSTITUTE	28,556,289	31,335,320	30,393,141
COLLEGE OF MEDICINE *	116,476,131	111,715,595	144,150,419
COLLEGE OF NURSING	2,668,651	1,693,117	3,966,524
COLLEGE OF PUBLIC HEALTH	25,192,814	19,337,432	16,113,696
USF LAKELAND	414,614	229,597	251,588
USF SARASOTA/MANATEE	700,333	1,316,778	334,229
USF ST. PETERSBURG	1,647,898	2,103,211	3,289,113
NEW COLLEGE	452,000	-	-
OFFICE OF RESEARCH	6,170,825	5,009,605	1,964,130
OFFICE OF THE PRESIDENT	144,047	184,465	151,430
STUDENT AFFAIRS	501,933	-	275,818
UNIVERSITY ADVANCEMENT	7,494,627	7,805,005	10,774,297
UNIVERSITY SERVICES	4,863,263	4,342,837	4,277,633
<b>TOTAL FUNDING</b>	<b>\$ 290,108,101</b>	<b>\$ 287,227,601</b>	<b>\$ 310,150,152</b>

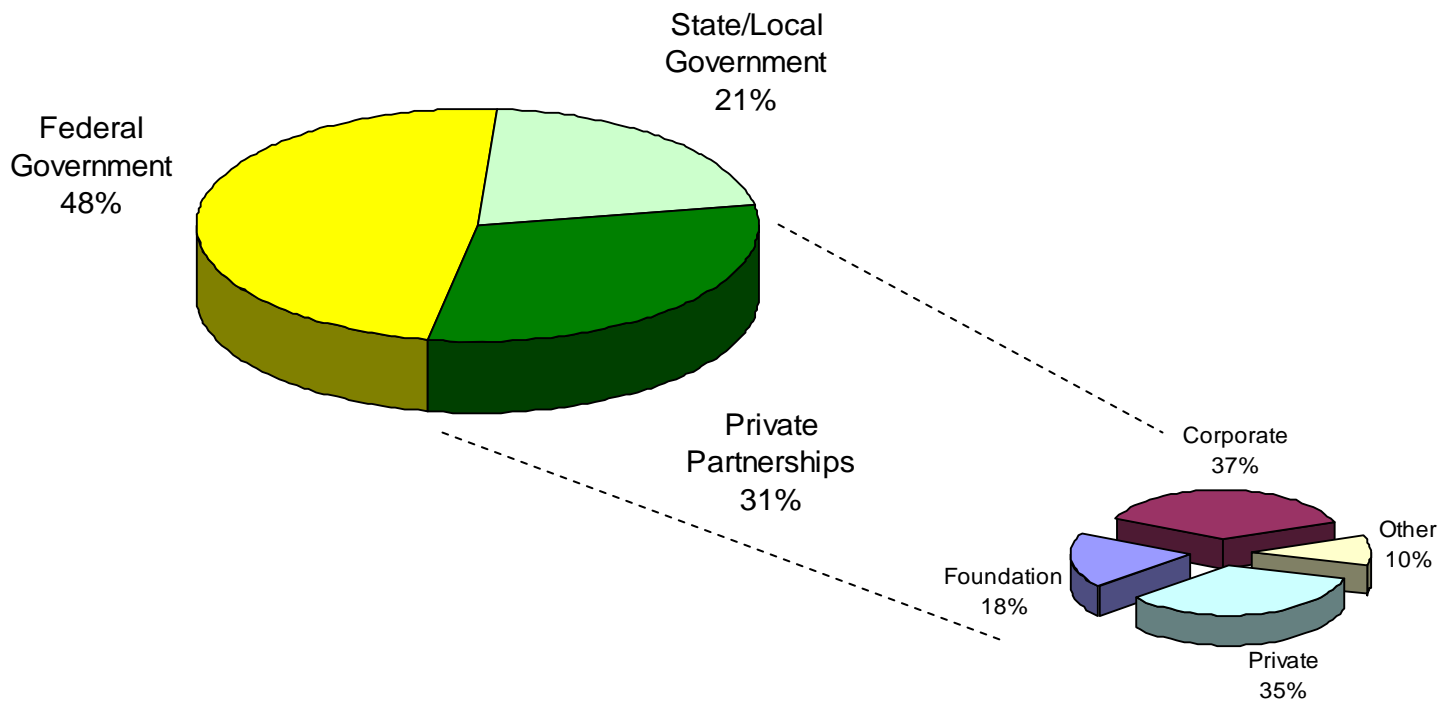
\* Corrected data for FY03-04 and FY04-05

## Funding by Project Type



Research	Training	Other	Total
\$186,293,169	\$38,012,298	\$85,844,684	\$310,150,152

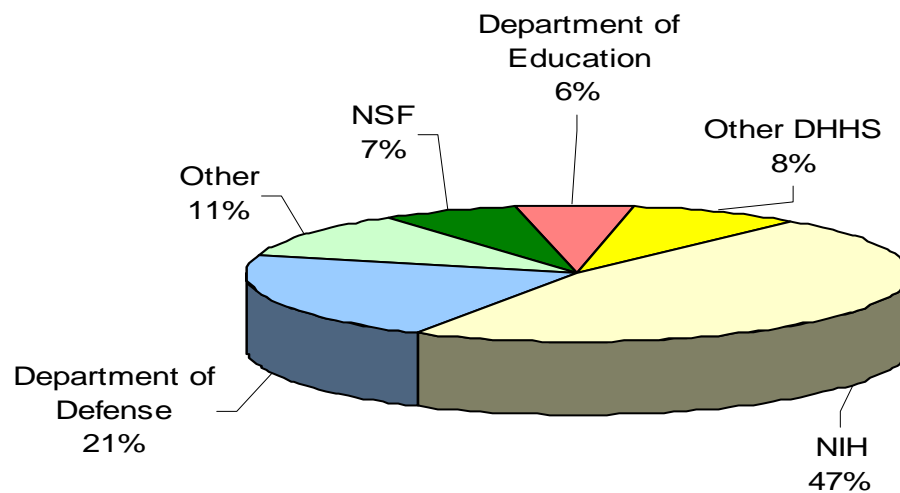
# Sources of External Funding



## Federal Sponsors

<b>Federal Agency</b>	<b>FY03-04</b>	<b>FY04-05</b>	<b>FY05-06</b>
NIH	\$ 48,711,371	\$ 59,307,542	\$ 70,427,427
DOD	22,306,068	24,412,548	31,660,282
DHHS (Other Non-NIH)	20,735,808	15,831,525	12,297,633
NSF	11,279,849	7,971,005	9,740,701
Dept. of Education	11,580,034	12,454,860	8,888,798
Dept. of Energy	1,257,998	5,451,772	3,307,948
DOT	2,395,675	1,178,855	3,211,640
Other Federal	2,260,172	1,068,750	2,737,601
NASA	1,475,234	694,775	2,140,258
DOL	2,099,207	1,977,000	2,074,754
NOAA	1,360,375	1,634,698	1,432,037
USGS	2,561,395	2,498,156	1,402,520
<b>TOTAL</b>	<b>\$ 128,023,186</b>	<b>\$ 134,481,486</b>	<b>\$ 149,321,598</b>

## Primary Sources of Federal Funding



## NIH Funding by College/Area

<b>College/Area</b>	<b>FY03-04</b>	<b>FY04-05</b>	<b>FY05-06</b>
COLLEGE OF ARTS AND SCIENCES *	\$ 5,238,317	\$ 6,074,575	\$ 4,022,249
COLLEGE OF ENGINEERING	600,107	1,099,079	938,594
FLORIDA MENTAL HEALTH INSTITUTE	988,953	162,184	157,749
COLLEGE OF MEDICINE *	39,607,659	50,622,680	62,678,403
COLLEGE OF NURSING	712,588	857,710	1,766,169
COLLEGE OF PUBLIC HEALTH	1,050,269	245,739	542,563
NEW COLLEGE	217,500	-	-
USF ST. PETERSBURG	195,978	245,575	321,700
OFFICE OF RESEARCH	100,000	-	-
<b>NIH Total</b>	<b>\$ 48,711,371</b>	<b>\$ 59,307,542</b>	<b>\$ 70,427,427</b>

\* Corrected data for FY03-04 and FY04-05

## NSF Funding by College/Area

<b>College/Area</b>	<b>FY03-04</b>	<b>FY04-05</b>	<b>FY05-06</b>
ACADEMIC AFFAIRS	\$ 128,356	\$ 198,298	\$ 81,000
COLLEGE OF ARTS AND SCIENCES	2,887,842	2,265,633	2,035,426
COLLEGE OF BUSINESS ADMINISTRATION	159,408	-	272,485
COLLEGE OF EDUCATION	-	582,328	-
COLLEGE OF ENGINEERING	4,975,209	2,600,048	4,910,095
COLLEGE OF MARINE SCIENCE	2,910,831	2,178,853	2,170,274
COLLEGE OF MEDICINE	33,000	-	-
FLORIDA MENTAL HEALTH INSTITUTE	62,210	-	112,033
USF LAKELAND	122,993	129,597	-
USF ST. PETERSBURG	-	16,248	159,388
<b>NSF Total</b>	<b>\$ 11,279,849</b>	<b>\$ 7,971,005</b>	<b>\$ 9,740,701</b>

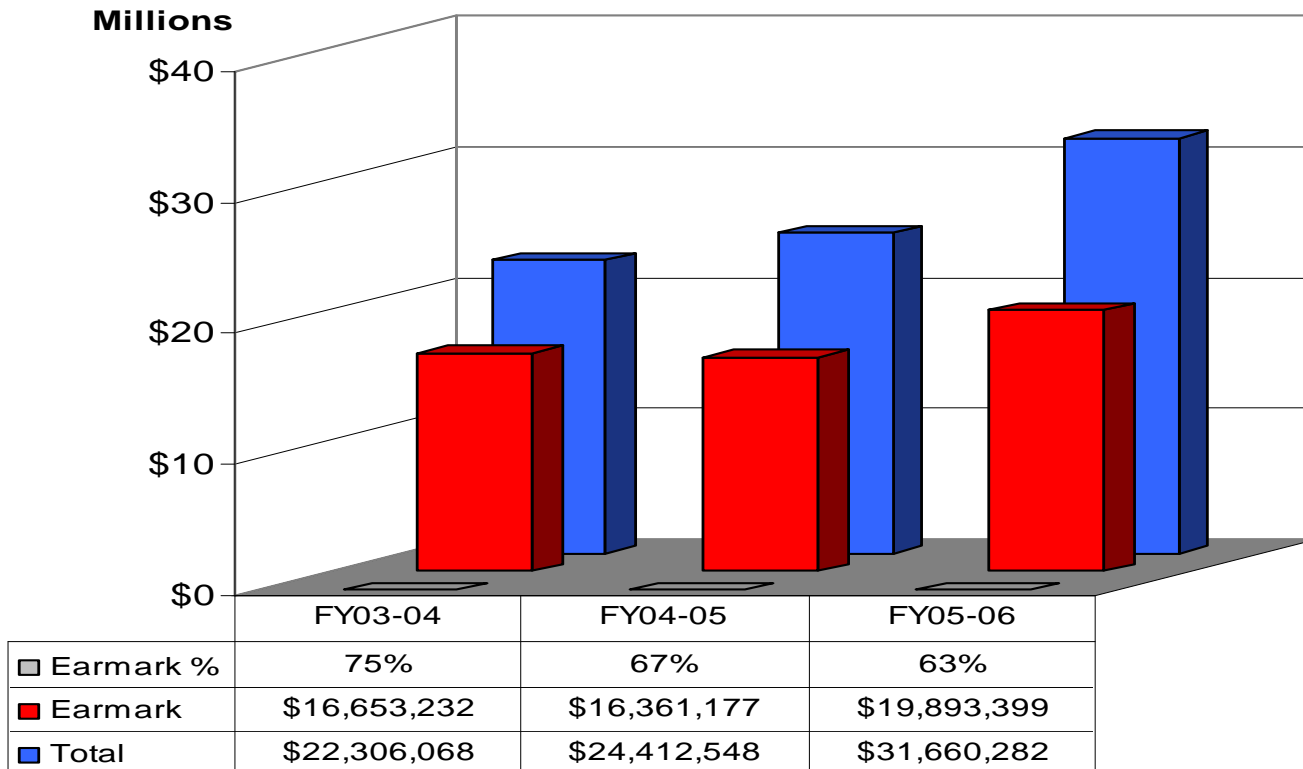


## C&G Awards from Congressional Earmarks

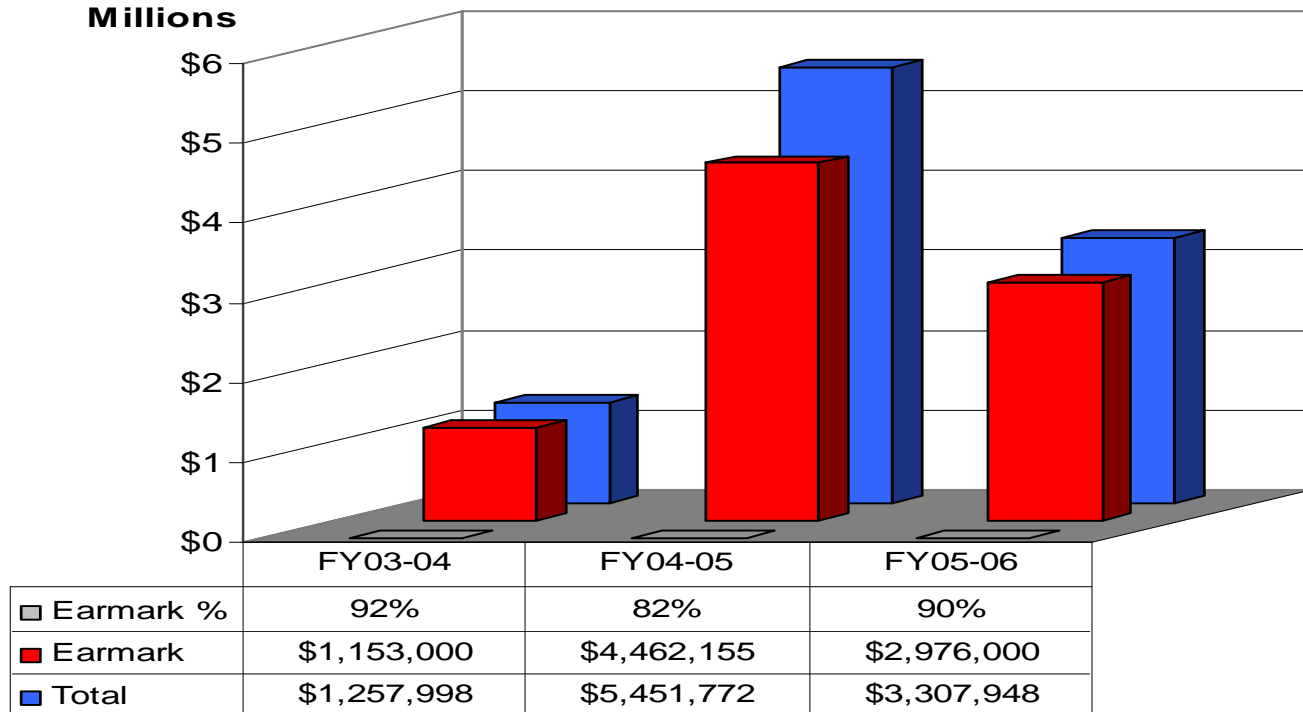
<b>COLLEGE_AREA</b>	<b>Earmarks</b>	<b>% of Federal*</b>	<b>% of Total*</b>
ACADEMIC AFFAIRS	484,625	17.6%	13.6%
COLLEGE OF ARTS AND SCIENCES	3,776,657	28.7%	18.6%
COLLEGE OF ENGINEERING	5,188,696	25.6%	18.8%
COLLEGE OF MARINE SCIENCE	10,257,464	53.7%	51.5%
COLLEGE OF MEDICINE	2,236,025	4.4%	2.8%
COLLEGE OF PUBLIC HEALTH	4,307,890	32.9%	27.0%
FLORIDA MENTAL HEALTH INSTITUTE	496,000	1.9%	1.6%
OFFICE OF RESEARCH	1,964,130	100.0%	100.0%
USF ST. PETERSBURG	919,920	30.7%	28.1%
<b>Total</b>	<b>\$ 29,631,407</b>	<b>17.9%</b>	<b>12.8%</b>

\*Based on contract and grant dollars in these specific colleges/areas.

# Dept. of Defense Earmarks



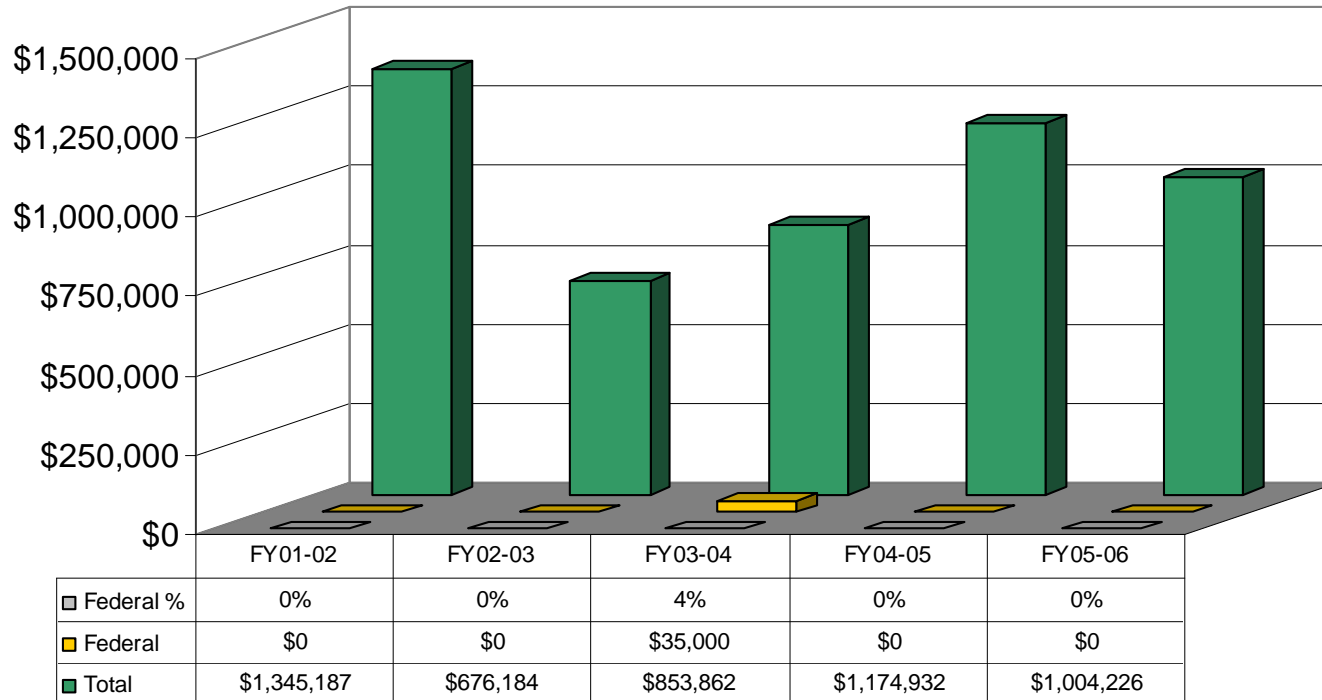
# Dept. of Energy Earmarks



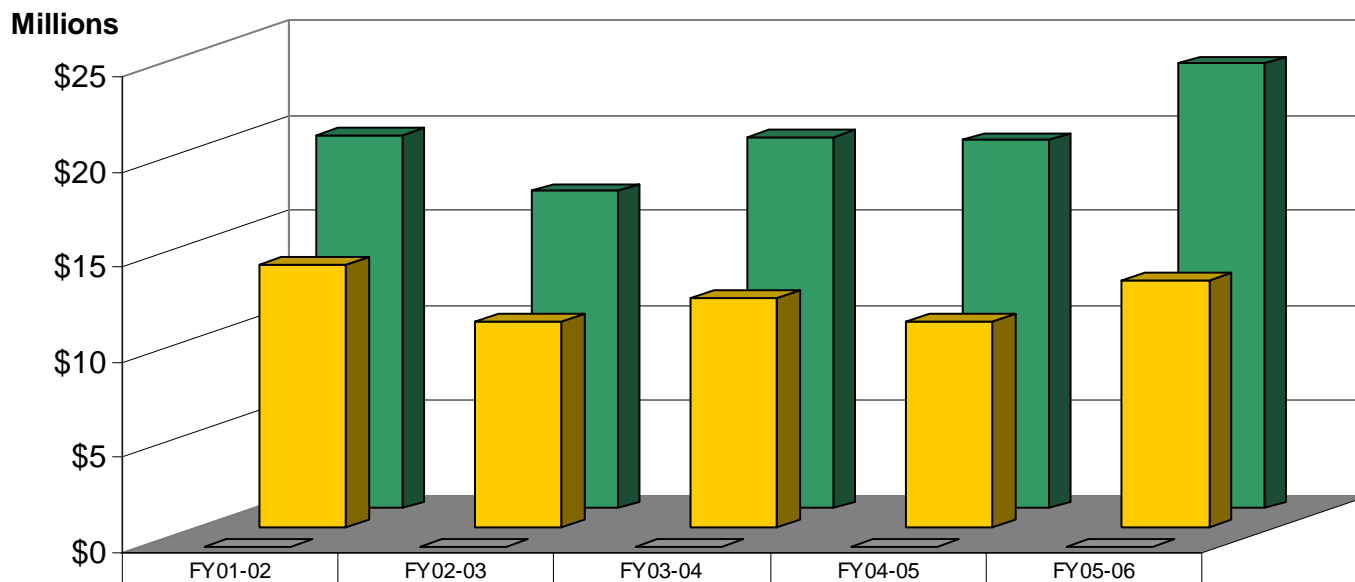
# Research Campus

Academic Affairs  
School of Architecture  
College of Arts and Sciences  
College of Business Administration  
College of Education  
College of Engineering  
College of Marine Science  
College of Visual and Performing Arts  
Florida Mental Health Institute

# School of Architecture Contract and Grant Awards

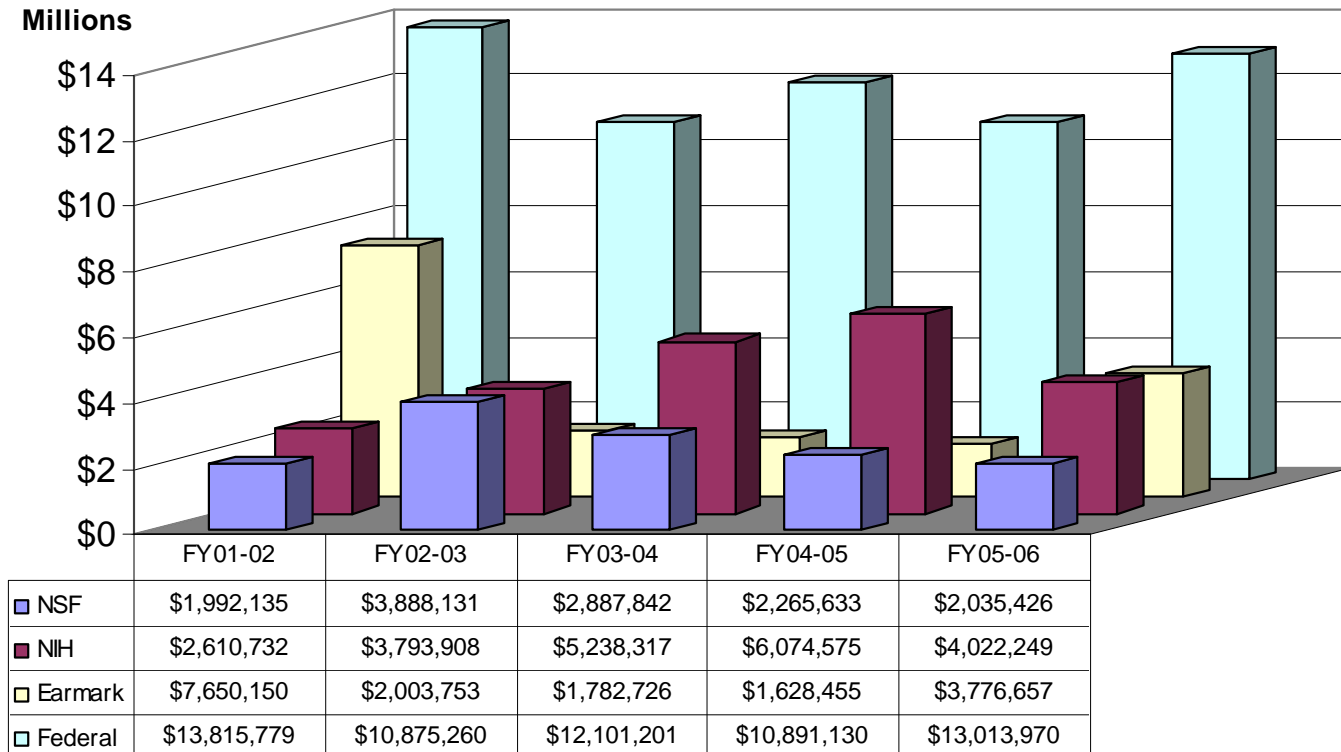


# College of Arts and Sciences Contract and Grant Awards

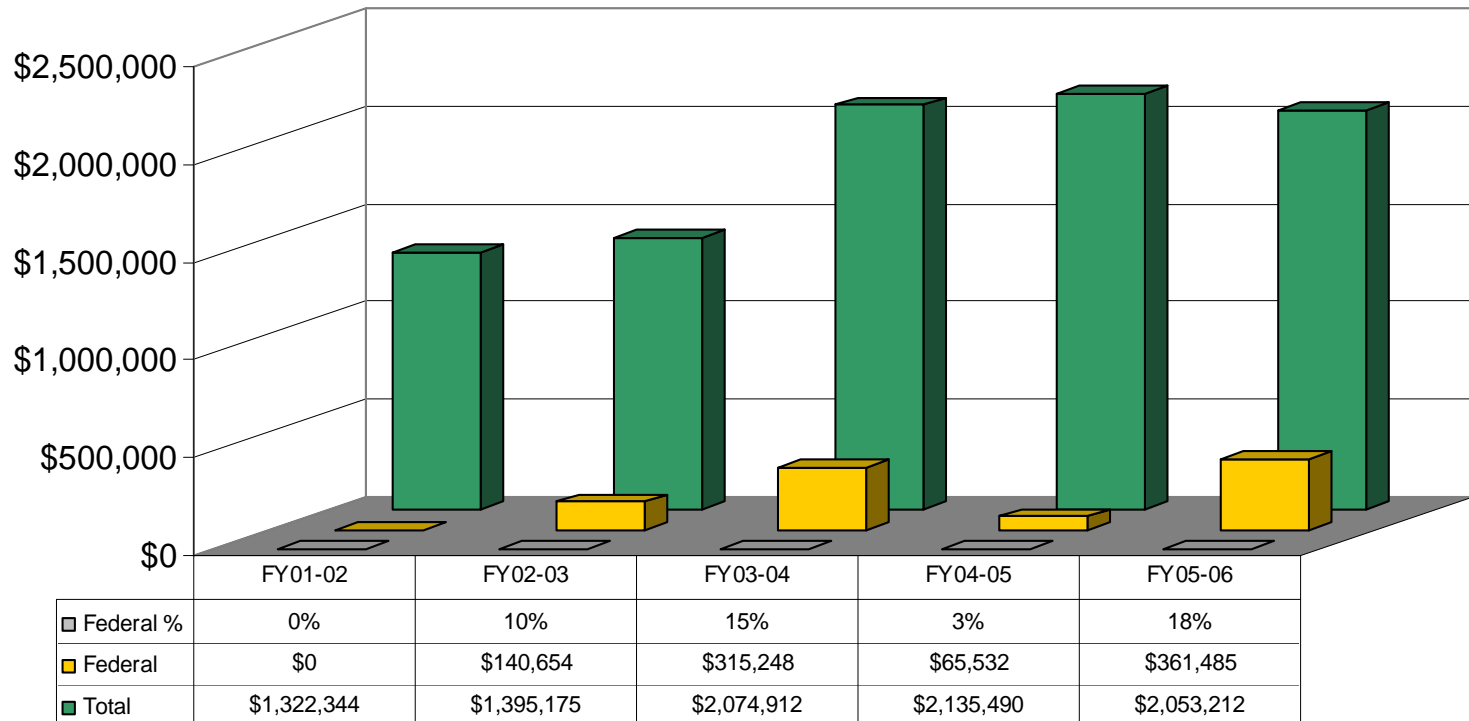


■ Federal %	70%	65%	62%	56%	56%
■ Federal	\$13,815,779	\$10,875,260	\$12,101,201	\$10,891,130	\$13,013,970
■ Total	\$19,625,203	\$16,727,468	\$19,589,544	\$19,408,482	\$23,438,314

## College of Arts and Sciences - Federal C&G Awards

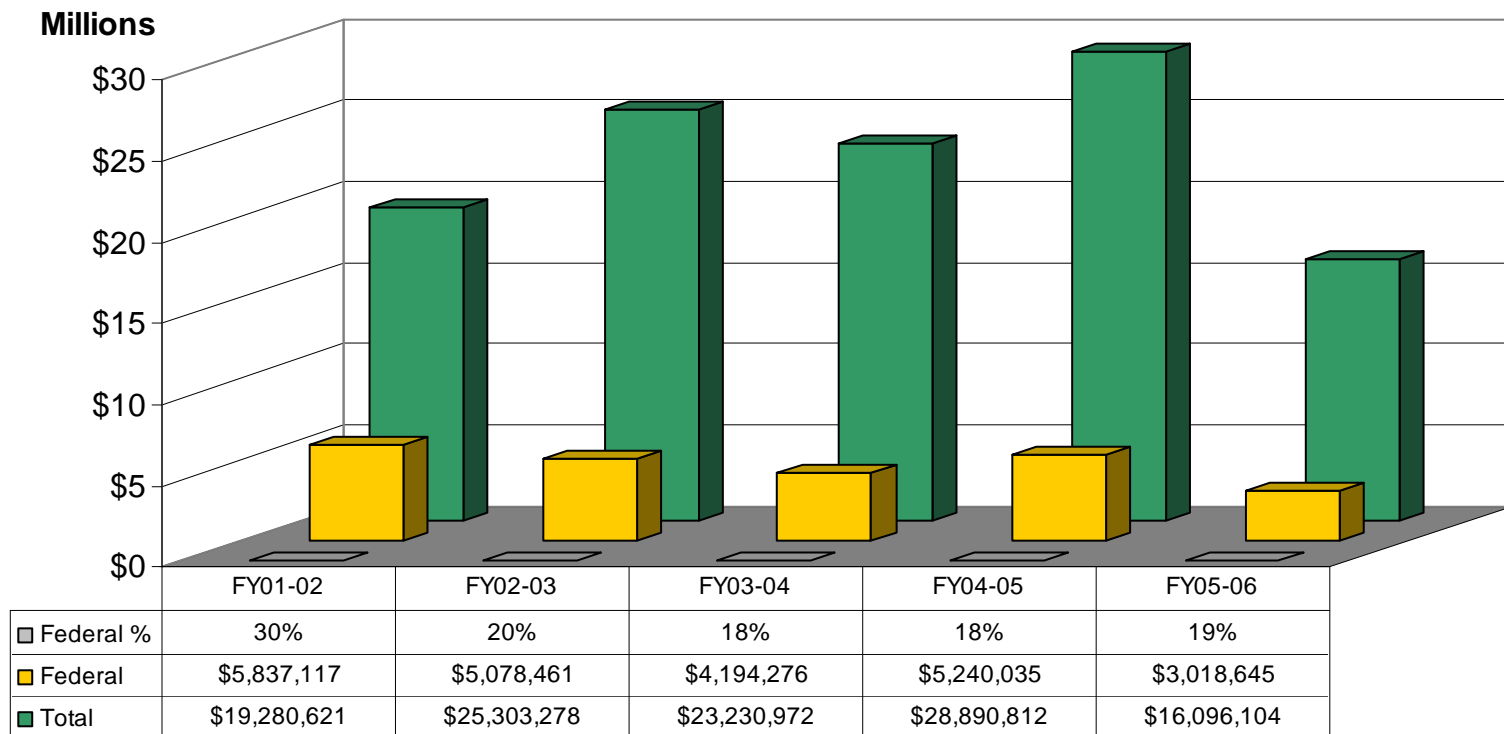


# College of Business Administration Contract and Grant Awards





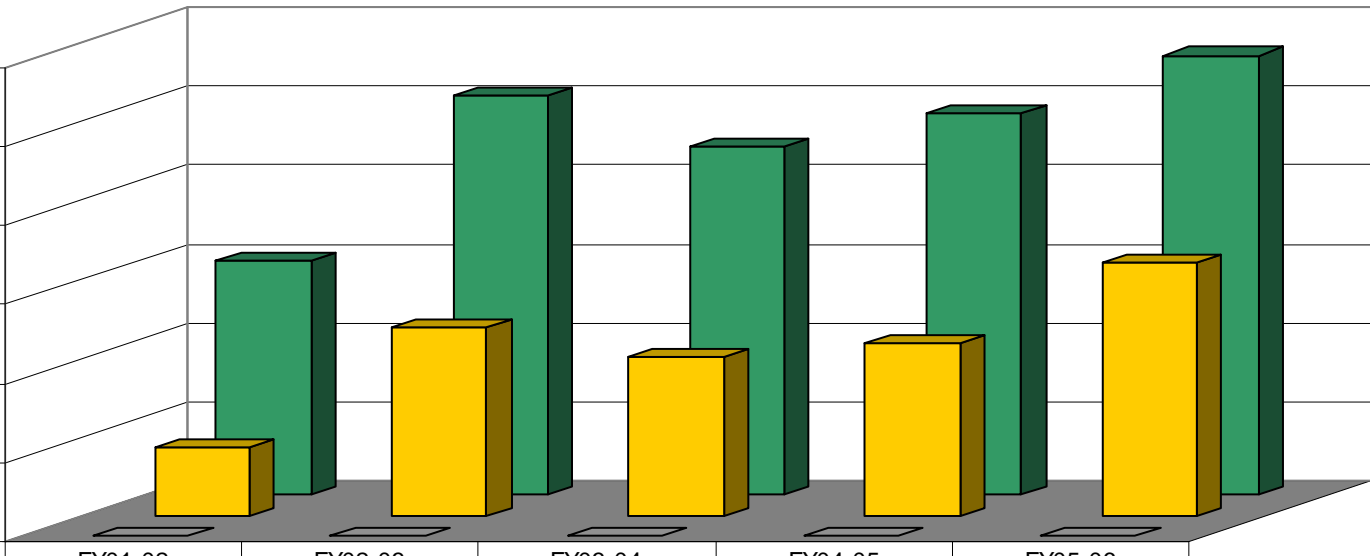
# College of Education Contract and Grant Awards



# College of Engineering Contract and Grant Awards

Millions

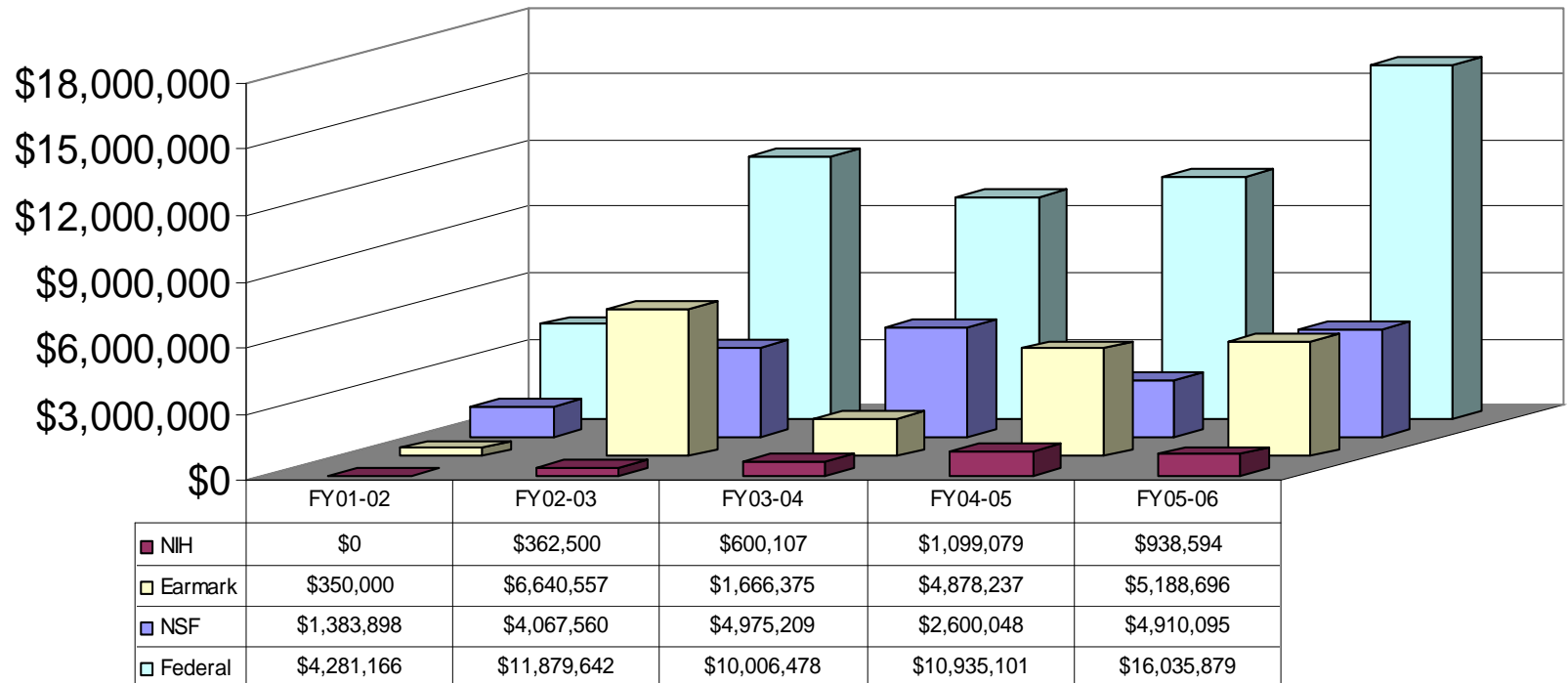
\$30  
\$25  
\$20  
\$15  
\$10  
\$5  
\$0



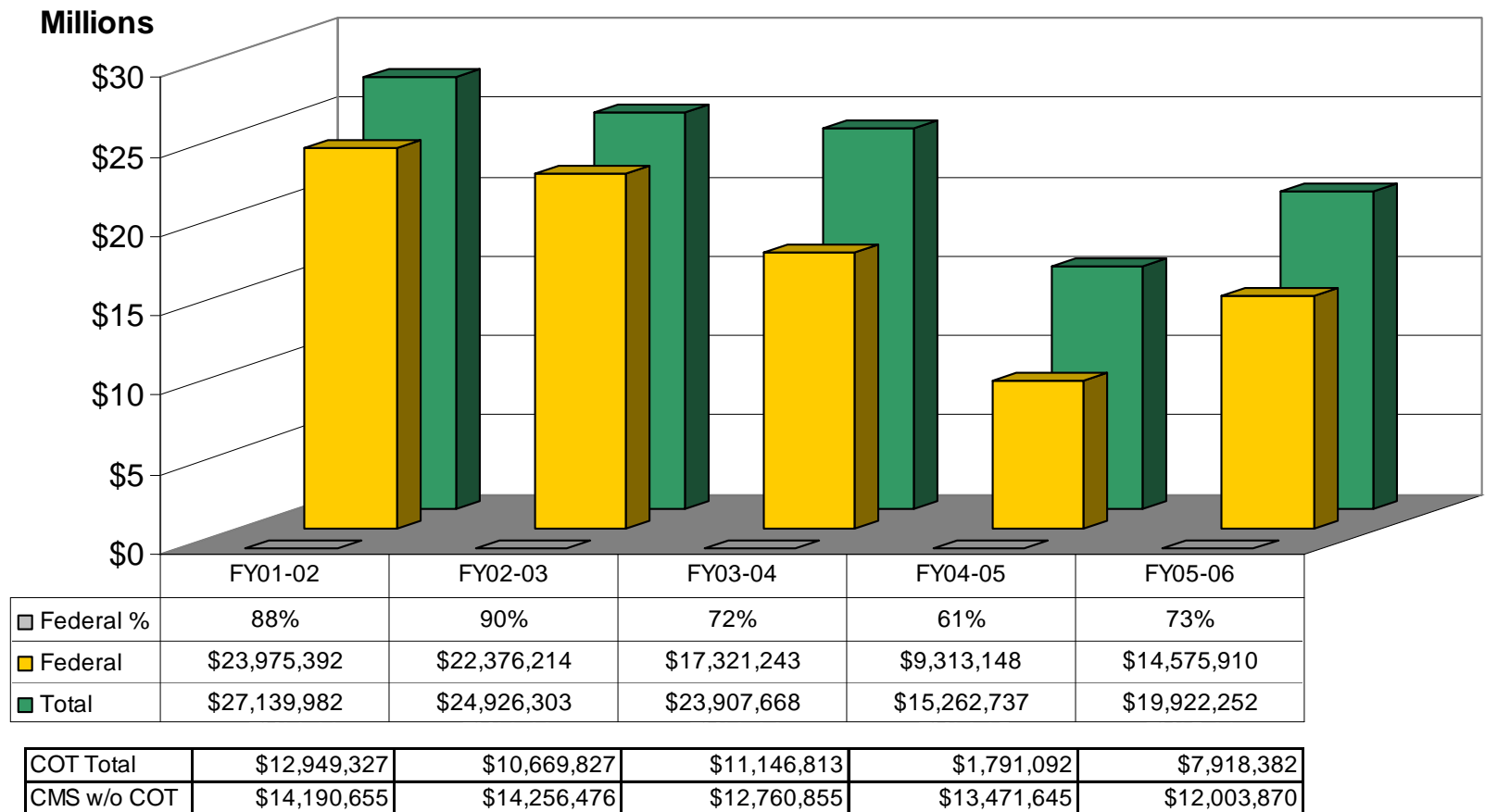
■ Federal %	29%	47%	45%	45%	58%
■ Federal	\$4,281,166	\$11,879,642	\$10,006,478	\$10,935,101	\$16,035,879
■ Total	\$14,829,862	\$25,251,806	\$22,001,050	\$24,196,403	\$27,833,020

CUTR Total	\$5,579,306	\$7,562,025	\$8,244,348	\$8,058,724	\$9,521,714
ENG w/o CUTR	\$9,250,556	\$17,689,781	\$13,756,702	\$16,137,679	\$18,311,306

## College of Engineering – Federal C&G Awards

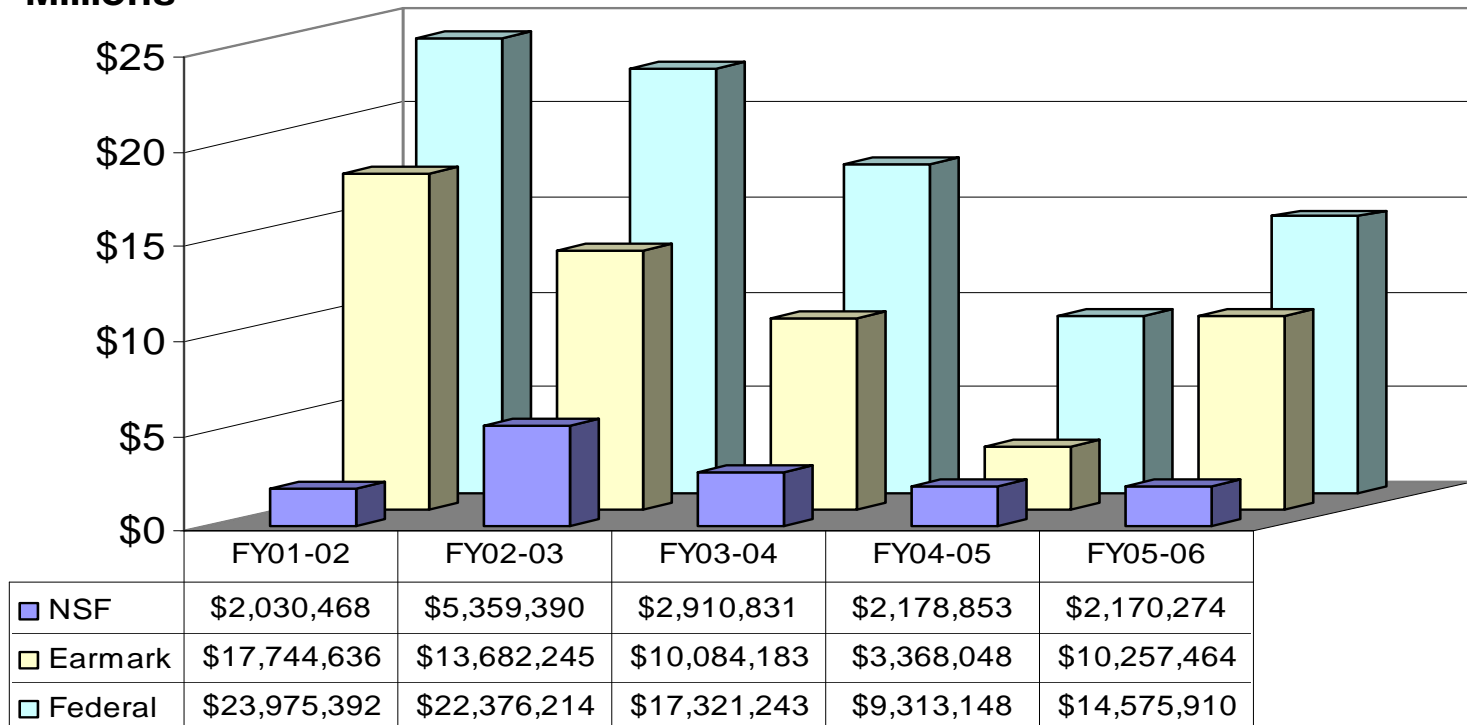


# College of Marine Science Contract and Grant Awards

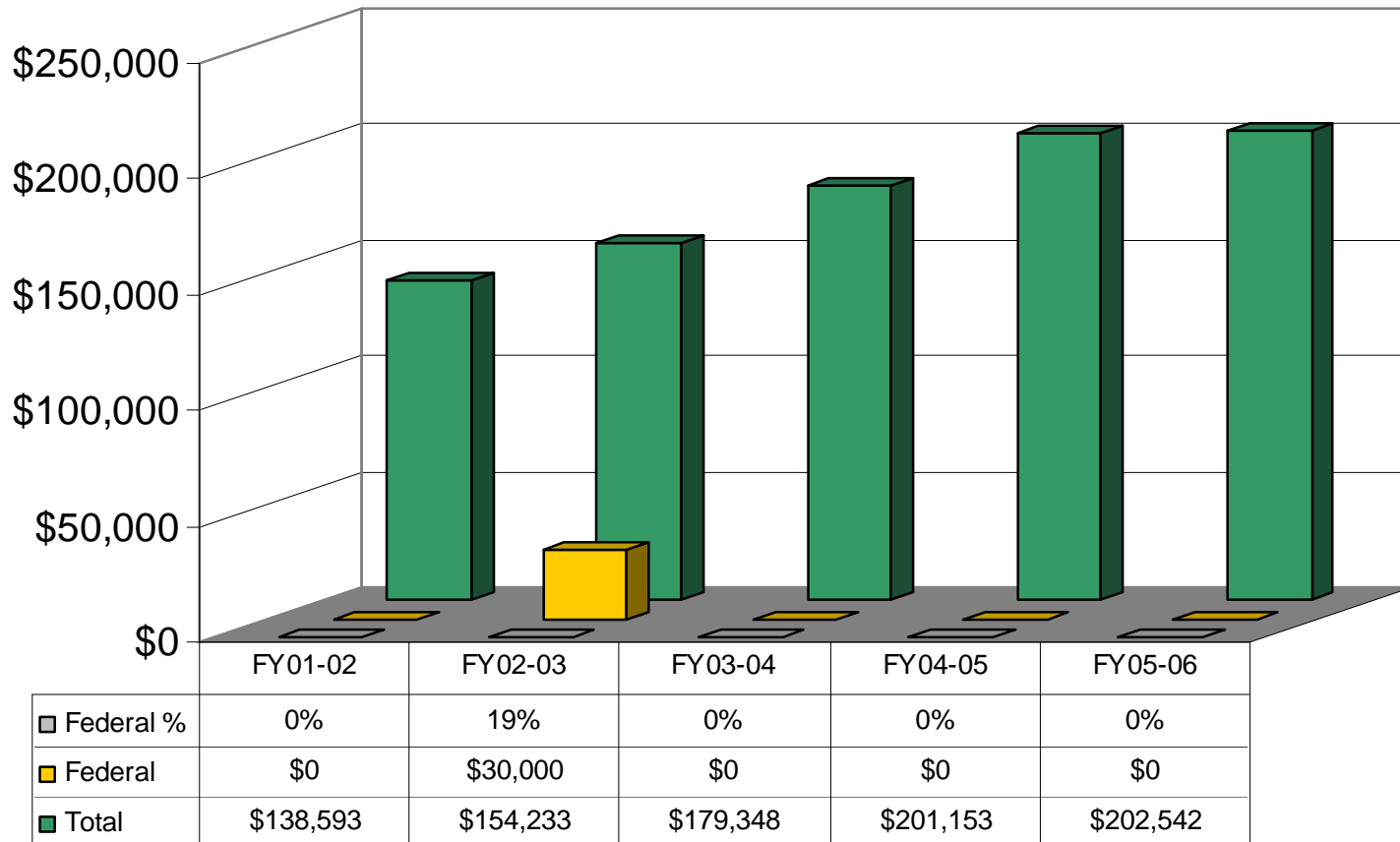


## College of Marine Science – Federal C&G Awards

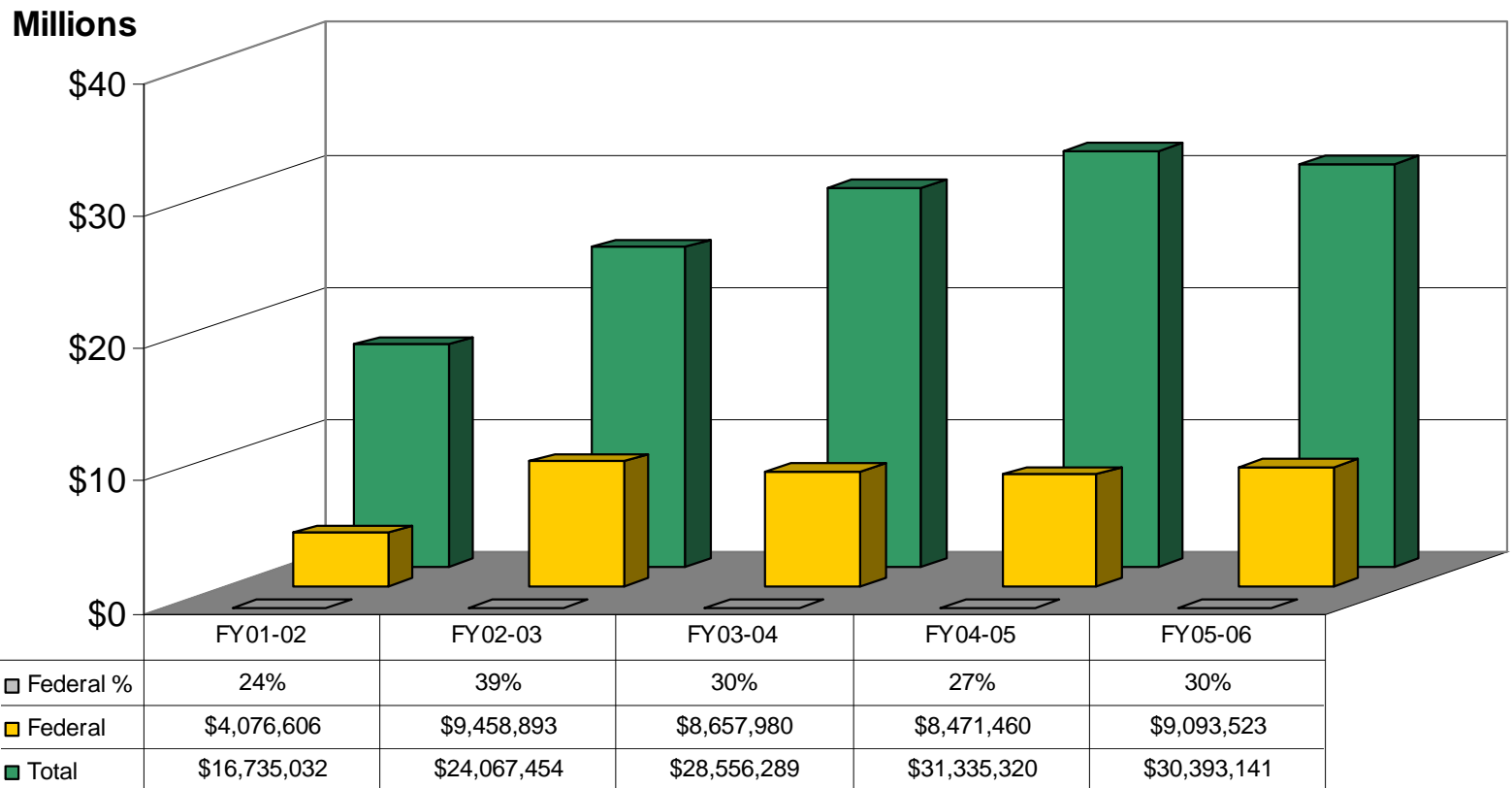
Millions



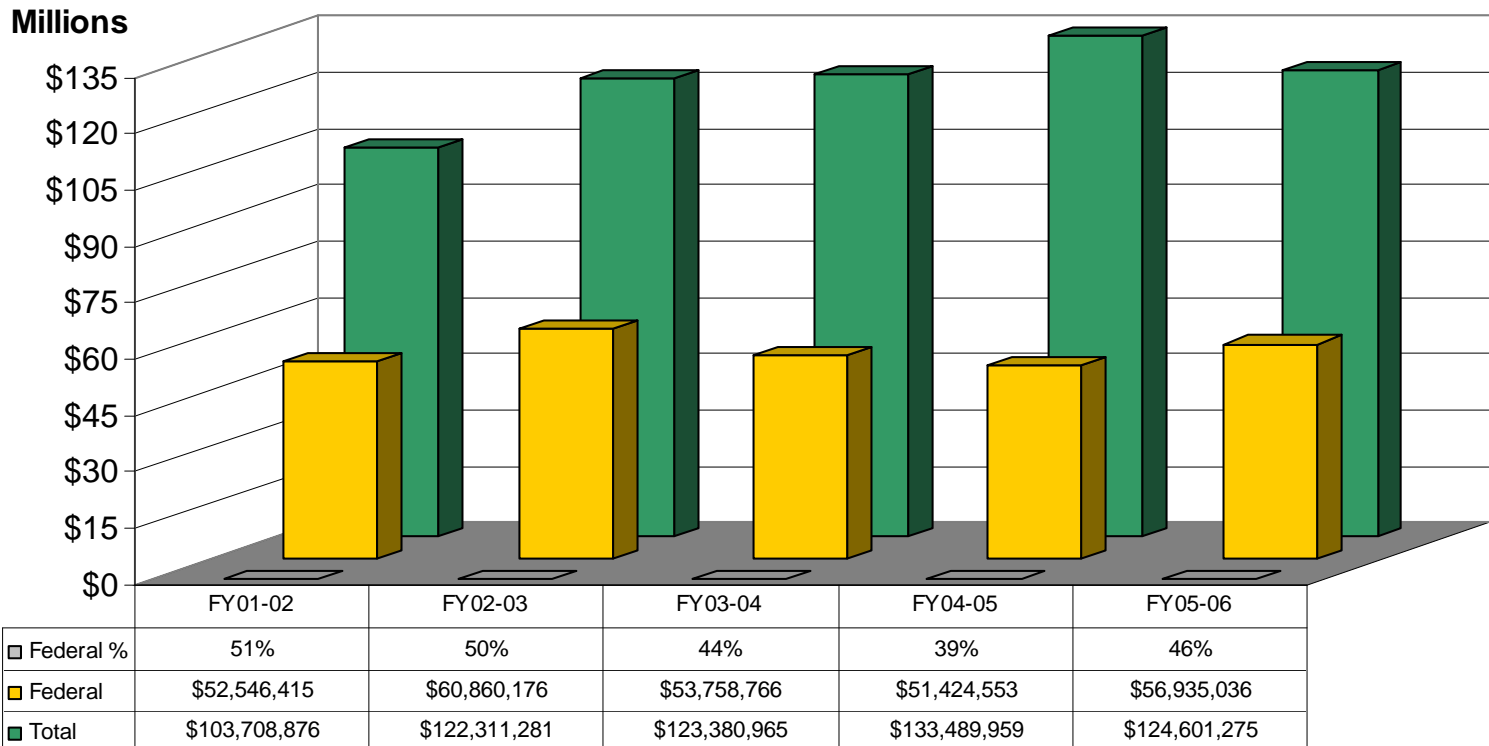
## College of Visual and Performing Arts Contract and Grant Awards



# Louis de la Parte Florida Mental Health Institute Contract and Grant Awards



# Research Campus Summary Contract and Grant Awards

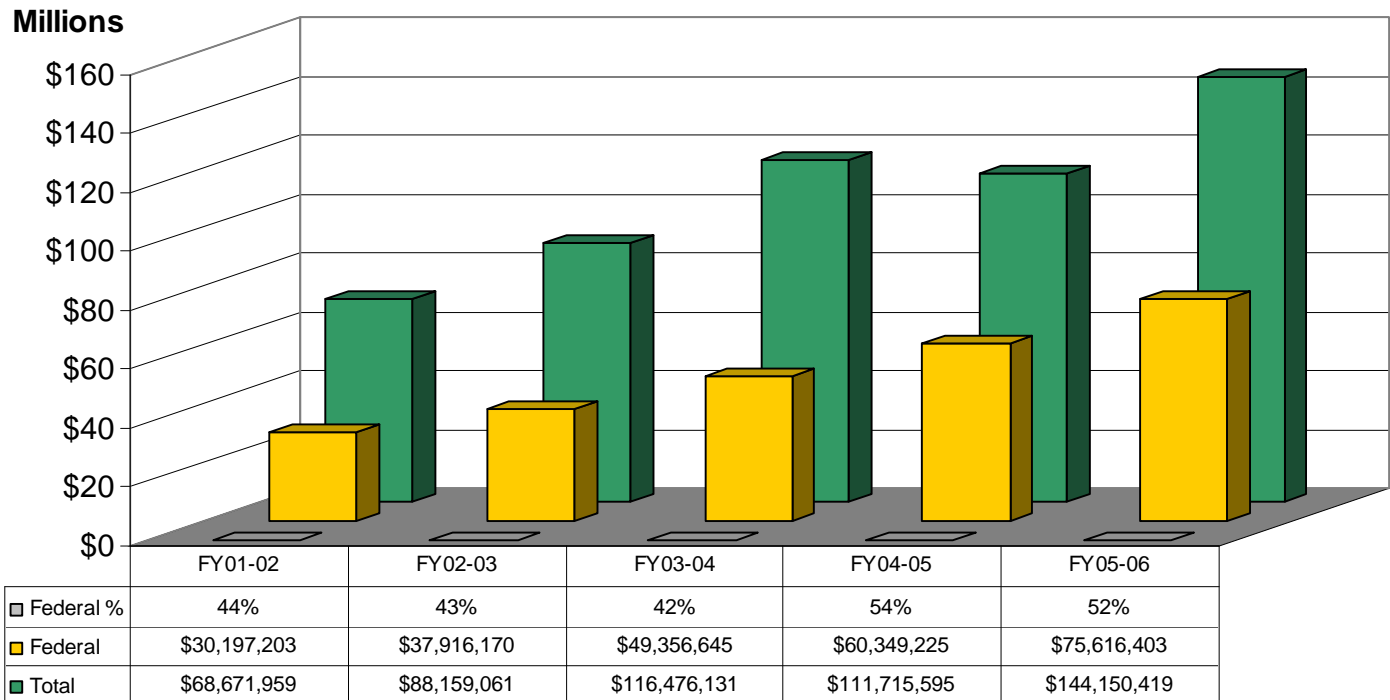




# USF Health

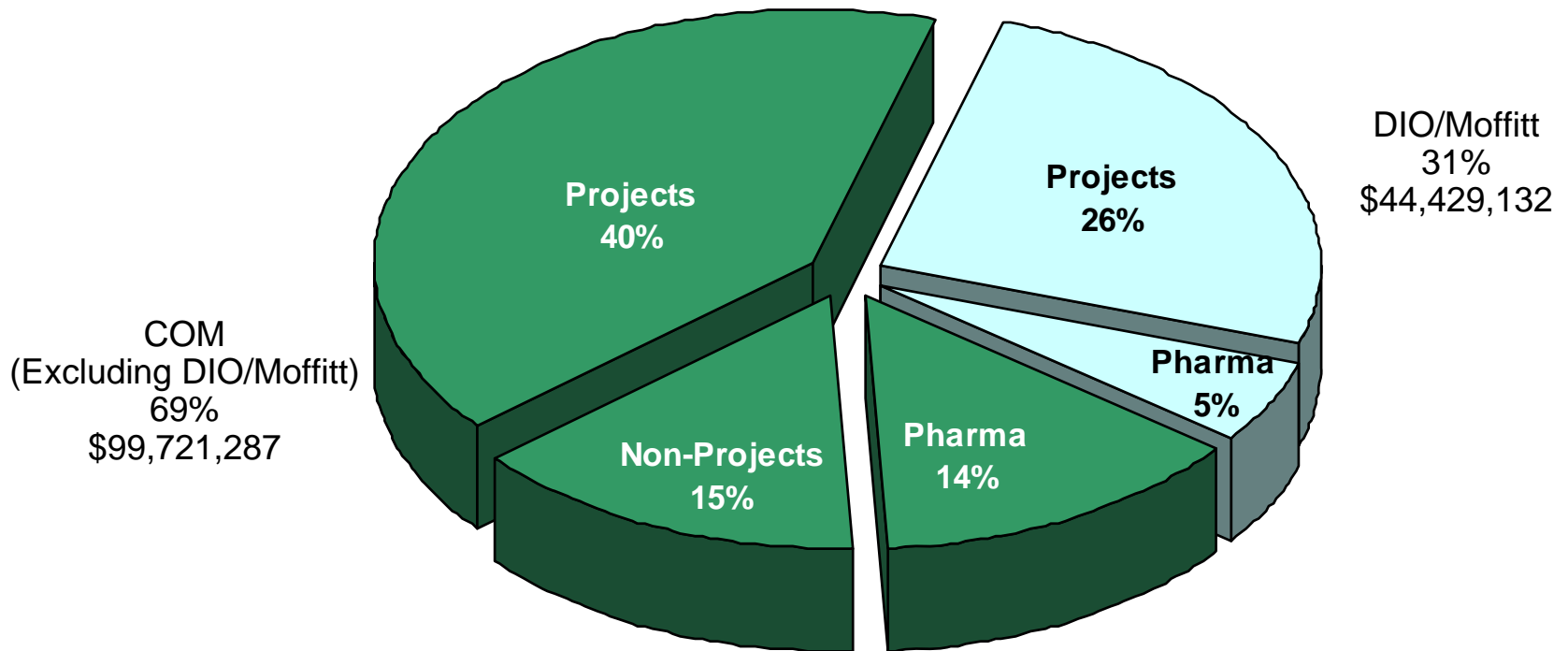
College of Medicine  
College of Nursing  
College of Public Health

# College of Medicine Contract and Grant Awards

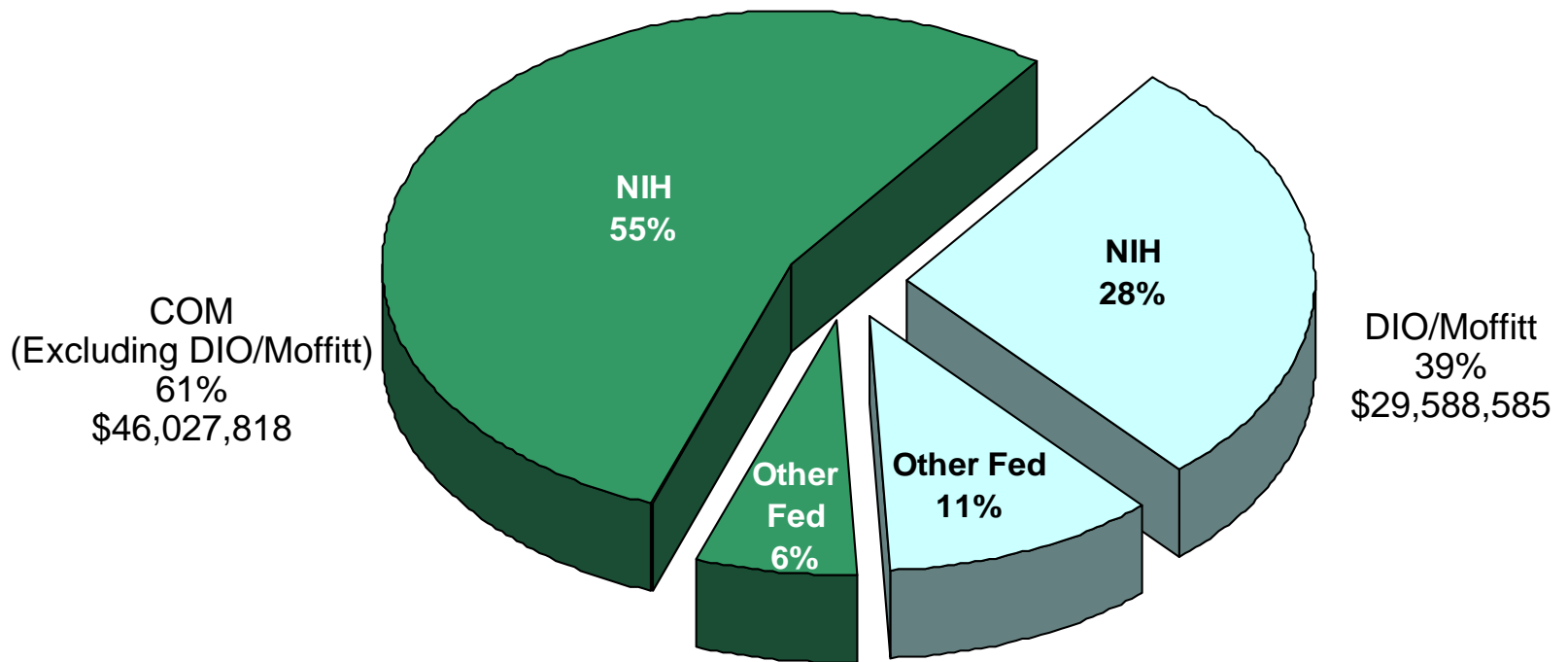


DIO/Moffitt	\$27,811,904	\$30,766,155	\$58,562,822	\$35,044,096	\$44,429,132
COM w/o DIO/Moffitt	\$40,860,055	\$57,392,906	\$57,913,309	\$76,671,499	\$99,721,287

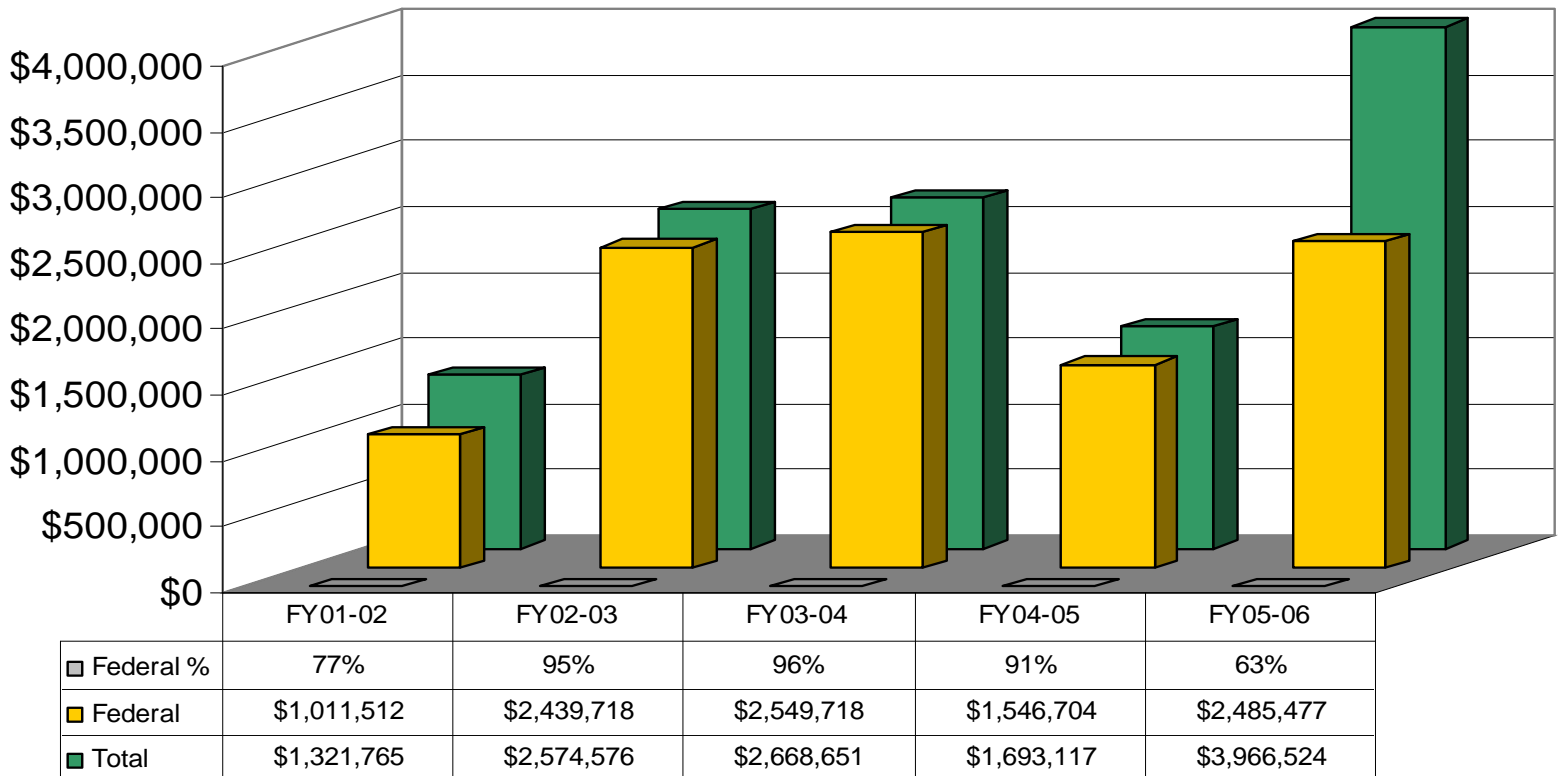
## College of Medicine - C&G Award Type



## College of Medicine – Federal C&G Awards



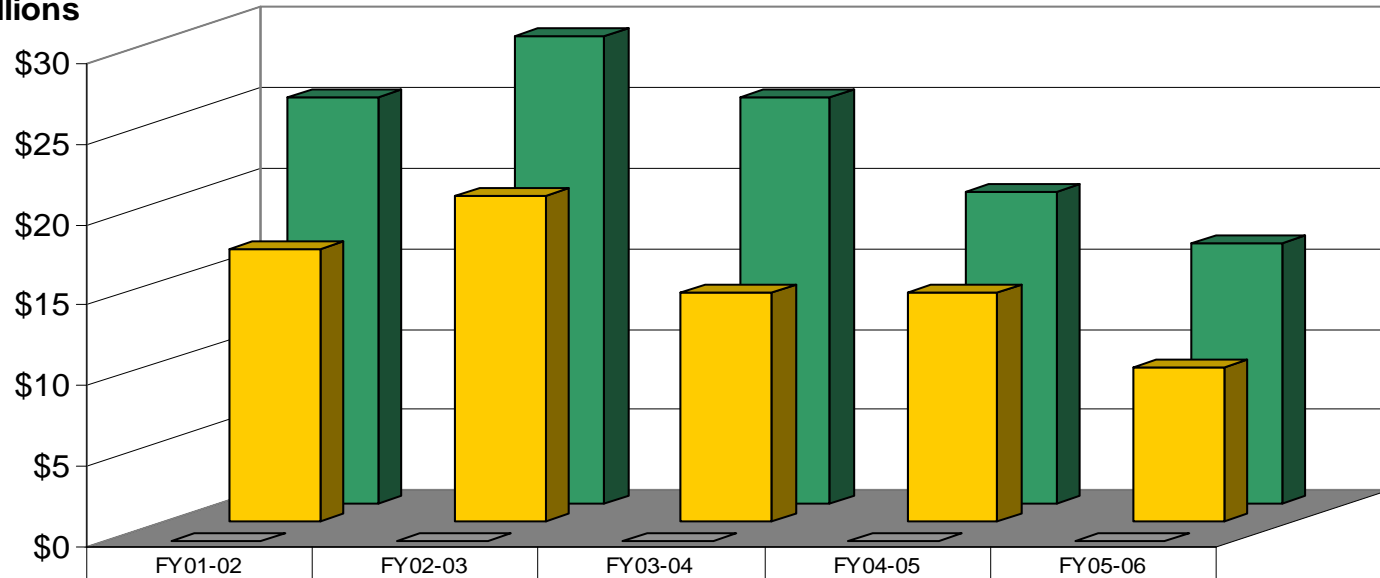
# College of Nursing Contract and Grant Awards



# College of Public Health Contract and Grant Awards

(Includes the Chiles Center for comparable year reporting purposes.)

Millions



□ Federal %	67%	70%	57%	74%	60%
■ Federal	\$16,998,375	\$20,249,546	\$14,264,094	\$14,311,455	\$9,650,389
■ Total	\$25,239,218	\$29,001,973	\$25,192,814	\$19,337,432	\$16,113,696

Chiles Total	\$9,518,919	\$8,713,777	\$4,607,222	\$2,766,711	\$2,911,416
COPH w/o Chiles	\$15,720,299	\$20,288,196	\$20,585,592	\$16,570,721	\$13,202,279

# USF Health Summary Contract and Grant Awards

