



USF

UNIVERSITY OF

SOUTH FLORIDA

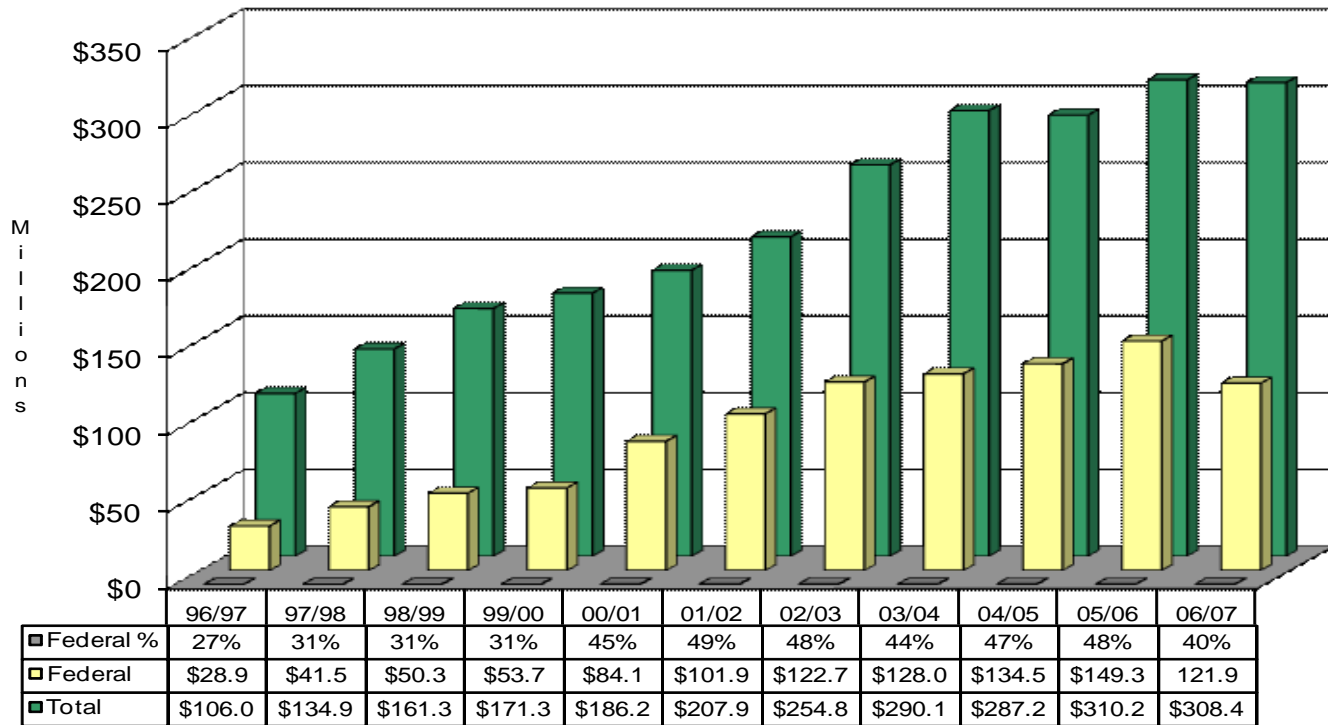
Contract and Grant
Award Data

Fiscal Year 2006-2007

Office of Research

October 5, 2007

Contract & Grants 11 Year History



College/Area 3-Year Comparison External Funding

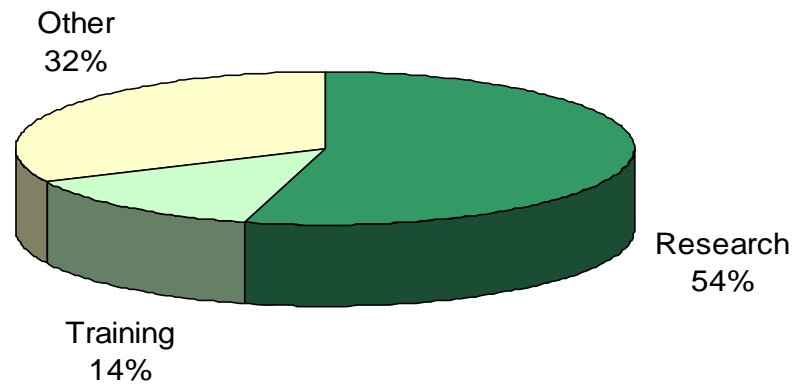
COLLEGE/AREA	FY04/05	FY05/06	FY06/07
ACADEMIC AFFAIRS	\$ 10,884,630	\$ 3,658,463	\$ 7,030,080
COLLEGE OF ARTS AND SCIENCES	19,408,482	23,438,314	27,368,761
COLLEGE OF BUSINESS ADMINISTRATION	2,135,490	2,053,212	1,691,312
COLLEGE OF EDUCATION	28,890,812	16,096,104	20,369,845
COLLEGE OF ENGINEERING	24,196,403	27,833,020	22,799,158
COLLEGE OF MARINE SCIENCE	15,262,737	19,922,252	20,827,663
COLLEGE OF MEDICINE	111,715,595	144,150,419	134,806,130
COLLEGE OF NURSING	1,693,117	3,966,524	1,309,256
COLLEGE OF PUBLIC HEALTH	19,337,432	16,113,696	19,703,225
COLLEGE OF VISUAL AND PERFORMING ARTS	201,153	202,542	305,446
FLORIDA MENTAL HEALTH INSTITUTE	31,335,320	30,393,141	28,666,666
HONORS COLLEGE	-	-	93,055
OFFICE OF RESEARCH	5,009,605	1,964,130	8,000,000
OFFICE OF THE PRESIDENT	184,465	151,430	481,585
SCHOOL OF ARCHITECTURE & COMMUNITY DESIGN	1,174,932	1,004,226	1,448,641
STUDENT AFFAIRS	-	275,818	279,318
UNIVERSITY ADVANCEMENT	7,805,005	10,774,297	6,821,945
UNIVERSITY SERVICES	4,342,837	4,277,633	4,277,633
USF LAKELAND	229,597	251,588	210,863
USF SARASOTA/MANATEE	1,316,778	334,229	133,102
USF ST. PETERSBURG	2,103,211	3,289,113	1,805,594
TOTAL FUNDING	\$ 287,227,601	\$ 310,150,152	\$ 308,429,278

Recovery of Facilities & Administrative Costs (Indirect Costs): Summary by College or Area, FY06/07

(Note: USF's negotiated rate for FY06/07 was 45%; in FY07/08, it is 46.5%)

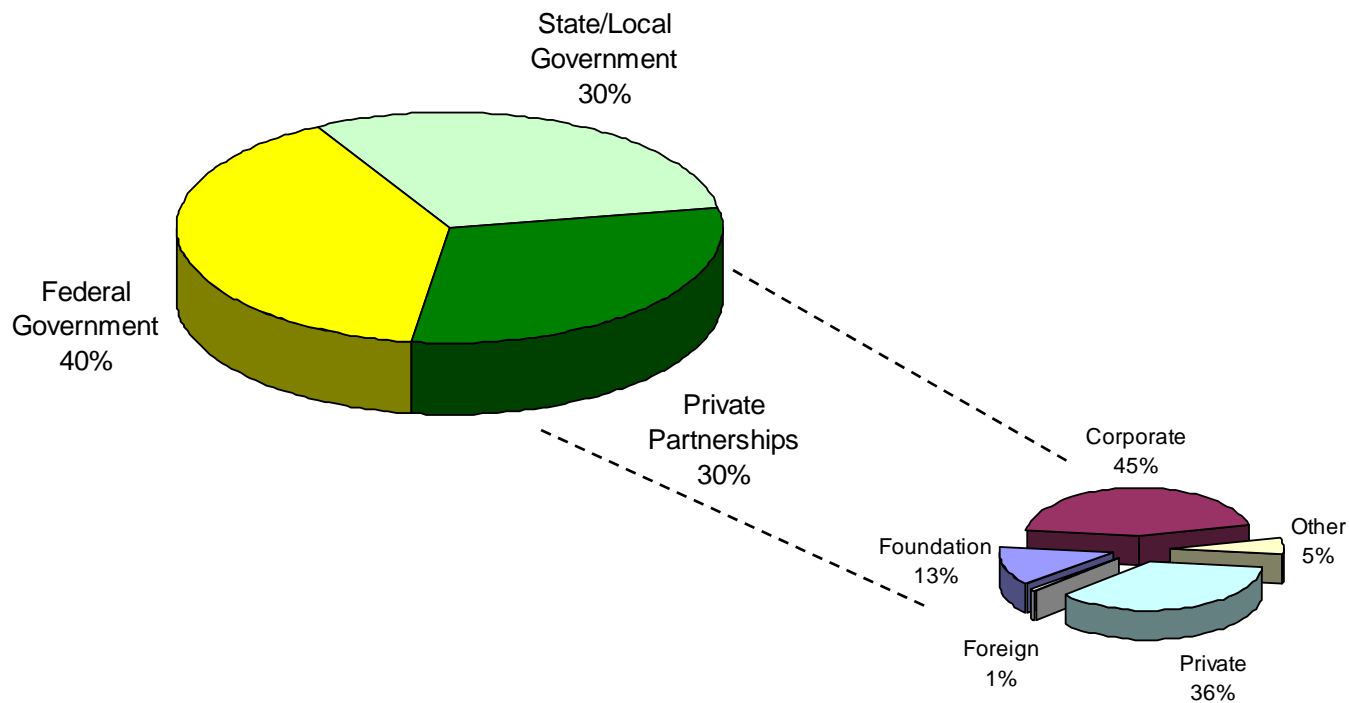
COLLEGE/AREA	Expenditures*	Indirect Costs	% Recovered
ACADEMIC AFFAIRS	\$ 4,543,058	\$ 434,616	9.6%
SCHOOL OF ARCHITECTURE & COMMUNITY DESIGN	708,480	223,247	31.5%
COLLEGE OF ARTS AND SCIENCES	17,001,578	2,840,127	16.7%
COLLEGE OF BUSINESS ADMINISTRATION	1,351,574	198,278	14.7%
COLLEGE OF EDUCATION	26,246,914	1,017,674	3.9%
COLLEGE OF ENGINEERING	18,594,751	3,382,165	18.2%
COLLEGE OF MARINE SCIENCE	13,280,449	4,083,253	30.7%
COLLEGE OF VISUAL AND PERFORMING ARTS	182,431	2,129	1.2%
FLORIDA MENTAL HEALTH INSTITUTE	24,748,346	2,189,483	8.8%
COLLEGE OF MEDICINE	36,673,072	5,799,734	15.8%
COLLEGE OF NURSING	2,045,969	381,131	18.6%
COLLEGE OF PUBLIC HEALTH	13,281,344	2,047,978	15.4%
USF HEALTH	63,036	23,317	37.0%
USF LAKE LAND	119,766	39,176	32.7%
USF SARASOTA/MANATEE	135,278	11,645	8.6%
USF ST. PETERSBURG	1,778,771	380,932	21.4%
GRADUATE SCHOOL	307,539	-	0.0%
HONORS COLLEGE	21,435	232	1.1%
OFFICE OF RESEARCH	2,020,019	-	0.0%
STUDENT AFFAIRS	(284)	-	0.0%
UNIVERSITY ADVANCEMENT	2,809,226	(7)	0.0%
UNIVERSITY SERVICES	6,189,641	-	0.0%
UNDERGRADUATE STUDIES	234,310	16,585	7.1%
Subtotal	172,336,702	23,071,694	13.4%
COLLEGE OF ARTS AND SCIENCES - MOFFITT	278,093	148,358	53.3%
COLLEGE OF MEDICINE - MOFFITT	1,863,989	523,784	28.1%
Subtotal	2,142,082	672,142	31.4%
TOTAL EXPENDITURES	\$ 174,478,784	\$ 23,743,836	13.6%

Funding by Project Type



Research	Training	Other	Total
\$167,044,826	\$42,113,084	\$99,271,369	\$308,429,278

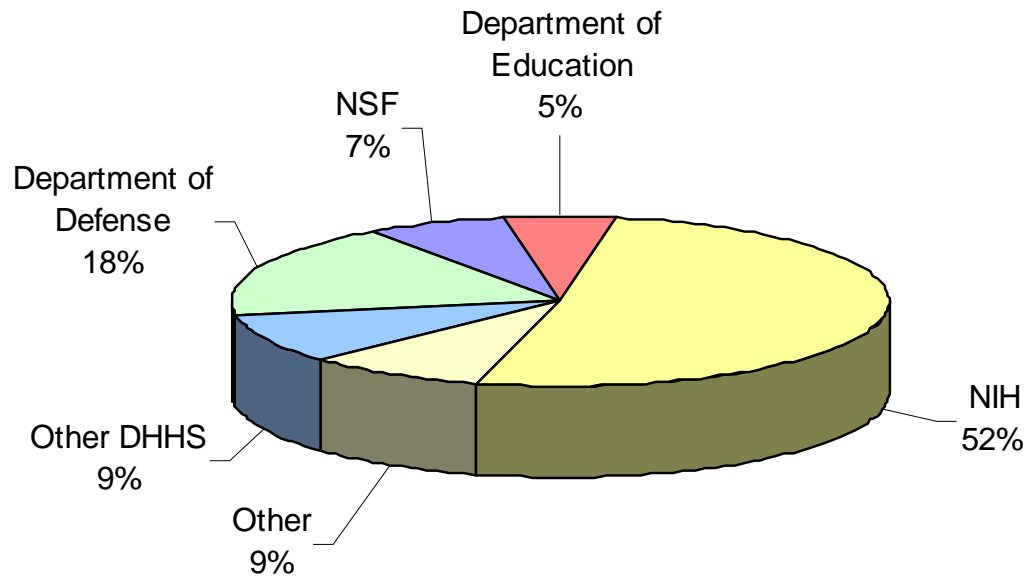
Sources of External Funding



Federal Sponsors

Federal Agency	FY04/05	FY05/06	FY06/07
NIH	\$ 59,307,542	\$ 70,427,427	\$ 62,497,386
DOD	24,412,548	31,660,282	21,793,565
DHHS (Other Non-NIH)	15,831,525	12,297,633	11,374,554
NSF	7,971,005	9,740,701	8,433,744
Dept. of Education	12,454,860	8,888,798	6,695,408
Dept. of Energy	5,451,772	3,307,948	282,313
DOT	1,178,855	3,211,640	864,369
Other Federal	1,068,750	2,367,796	2,229,110
NASA	694,775	2,140,258	2,962,584
DOL	1,977,000	2,074,754	1,977,000
NOAA	1,634,698	1,801,842	766,700
USGS	2,498,156	1,402,520	2,057,452
TOTAL	\$ 134,481,486	\$ 149,321,598	\$ 121,934,186

Primary Sources of Federal Funding



NIH Funding by College/Area

College	FY04/05	FY05/06	FY06/07
COLLEGE OF ARTS AND SCIENCES	\$ 6,074,575	\$ 4,022,249	\$ 3,764,751
COLLEGE OF ENGINEERING	1099079	938594	759946
COLLEGE OF MEDICINE	50622680	62678403.49	55319597.03
COLLEGE OF NURSING	857710	1766169	324832
COLLEGE OF PUBLIC HEALTH	245739	542563	2087115
FLORIDA MENTAL HEALTH INSTITUTE	162184	157749	72500
USF ST. PETERSBURG	245,575	321,700	168,645
NIH Total	\$ 59,307,542	\$ 70,427,427	\$ 62,497,386

NSF Funding by College/Area

College	FY04/05	FY05/06	FY06/07
ACADEMIC AFFAIRS	\$ 198,298	\$ 81,000	\$ 81,000
COLLEGE OF ARTS AND SCIENCES	2,265,633	2,035,426	3,228,886
COLLEGE OF BUSINESS ADMINISTRATION	-	272,485	4,499
COLLEGE OF EDUCATION	582,328	-	-
COLLEGE OF ENGINEERING	2,600,048	4,910,095	4,265,606
COLLEGE OF MARINE SCIENCE	2,178,853	2,170,274	537,539
COLLEGE OF MEDICINE	-	-	-
FLORIDA MENTAL HEALTH INSTITUTE	-	112,033	114,852
HONORS COLLEGE	-	-	88,055
USF LAKELAND	129,597	-	113,307
USF ST. PETERSBURG	16,248	159,388	-
NSF Total	\$ 7,971,005	\$ 9,740,701	\$ 8,433,744

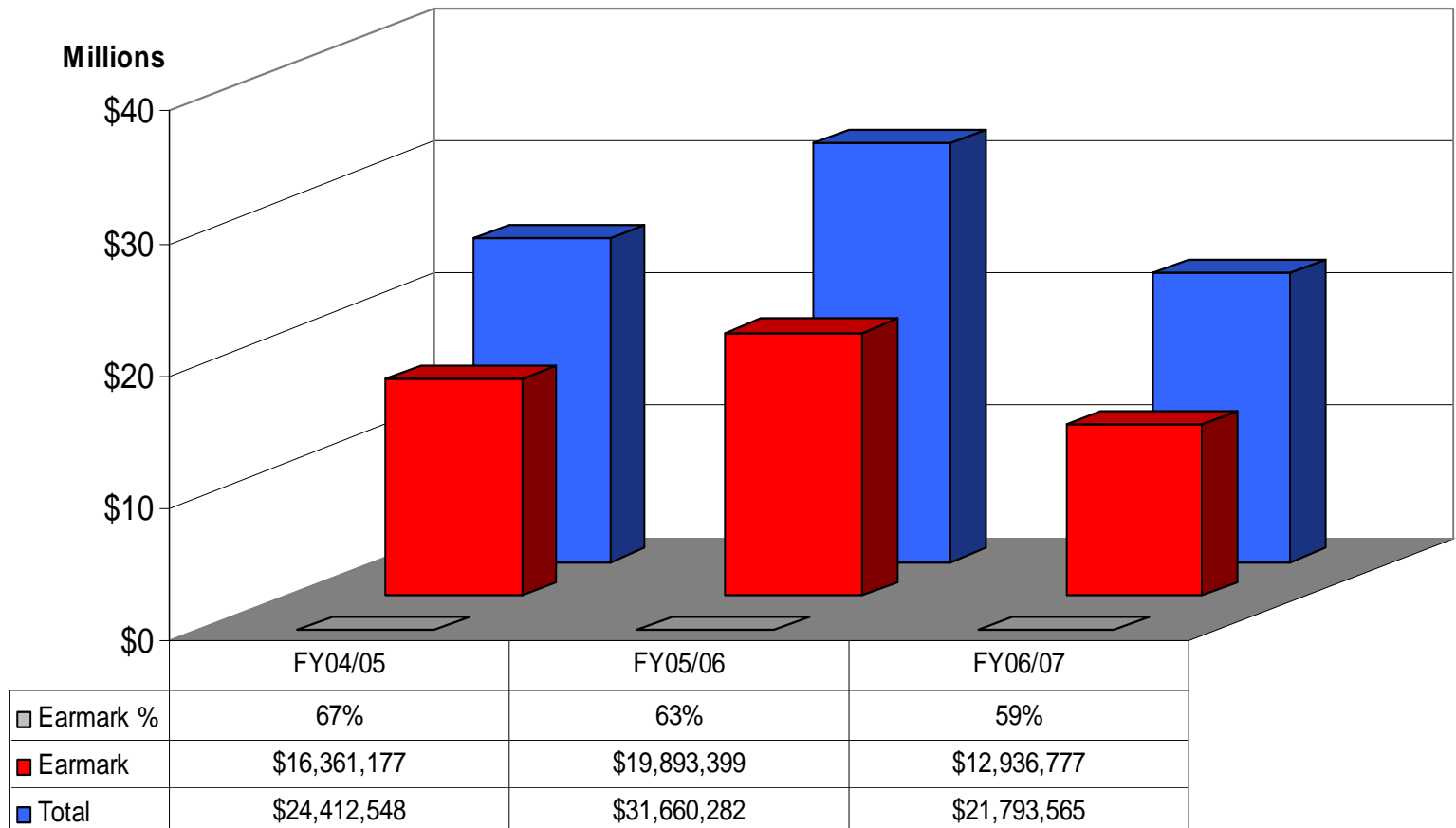
NSF SURVEY OF FEDERAL R&D EXPENDITURES IN SCIENCE & ENGINEERING

University by 2006 Rank	FISCAL YEAR RANKINGS							
	Affil.	02/03	03/04	Diff. 04:03	04/05	05/04	05/06	06/07
U Alabama, Birmingham	Peer	26	28	-2	28	--	27	1
U Florida	SUS	41	38	3	39	-1	39	--
U Illinois-Chicago	Peer	47	45	2	48	-3	47	1
U Cincinnati	Peer	42	44	-2	45	-1	50	-5
U California, Irvine	Peer	55	56	-1	56	--	59	-3
University South Florida	SUS	71	67	4	66	1	63	3
SUNY, Buffalo	Peer	58	60	-2	62	-2	64	2
U Miami	Florida	57	62	-5	60	2	66	-6
Rutgers U	Peer	72	65	7	68	-3	73	-5
SUNY, Stony Brook	Peer	65	69	-4	75	-6	85	-10
North Carolina State	Peer	82	82	0	84	-2	72	8
Florida State U	SUS	89	84	5	87	-3	86	1
Florida International U	SUS	133	135	-2	130	5	136	-6
U Central Florida	SUS	126	137	-11	149	-12	152	-3

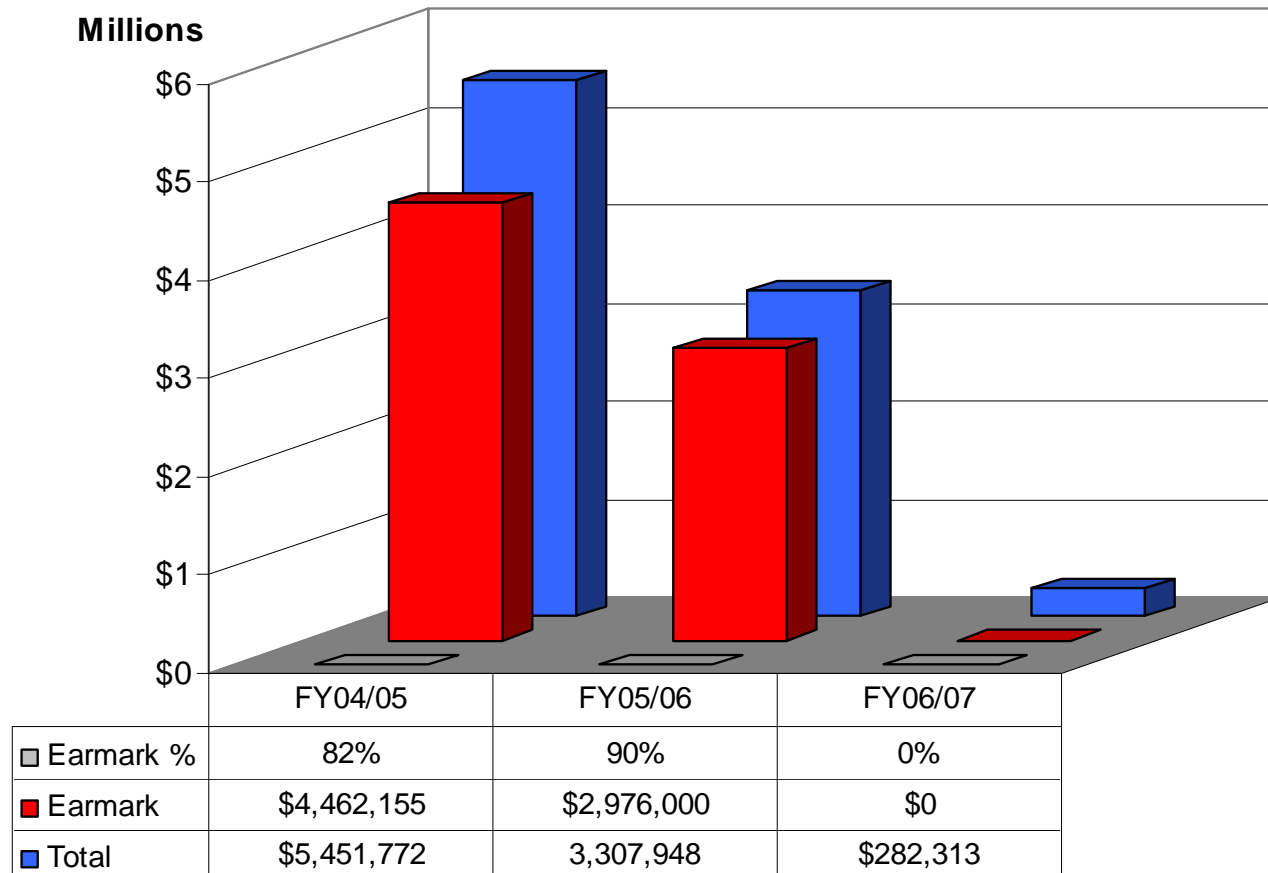
Contract and Grant Awards from Congressional Earmarks

COLLEGE/AREA	Earmarks	% of Federal	Total Awards	% of Total
ACADEMIC AFFAIRS	\$ 3,684,661	72.4%	\$ 7,030,080	52.4%
COLLEGE OF ENGINEERING	4,702,452	29.0%	22,799,158	20.6%
COLLEGE OF MARINE SCIENCE	4,024,749	35.7%	20,827,663	19.3%
COLLEGE OF MEDICINE	2,217,000	3.2%	134,806,130	1.6%
COLLEGE OF PUBLIC HEALTH	1,797,081	11.2%	19,703,225	9.1%
USF ST. PETERSBURG	725,400	44.1%	1,805,594	40.2%
Total	\$ 17,151,343	9.9%	\$ 308,429,278	5.6%

US Department of Defense Earmarks



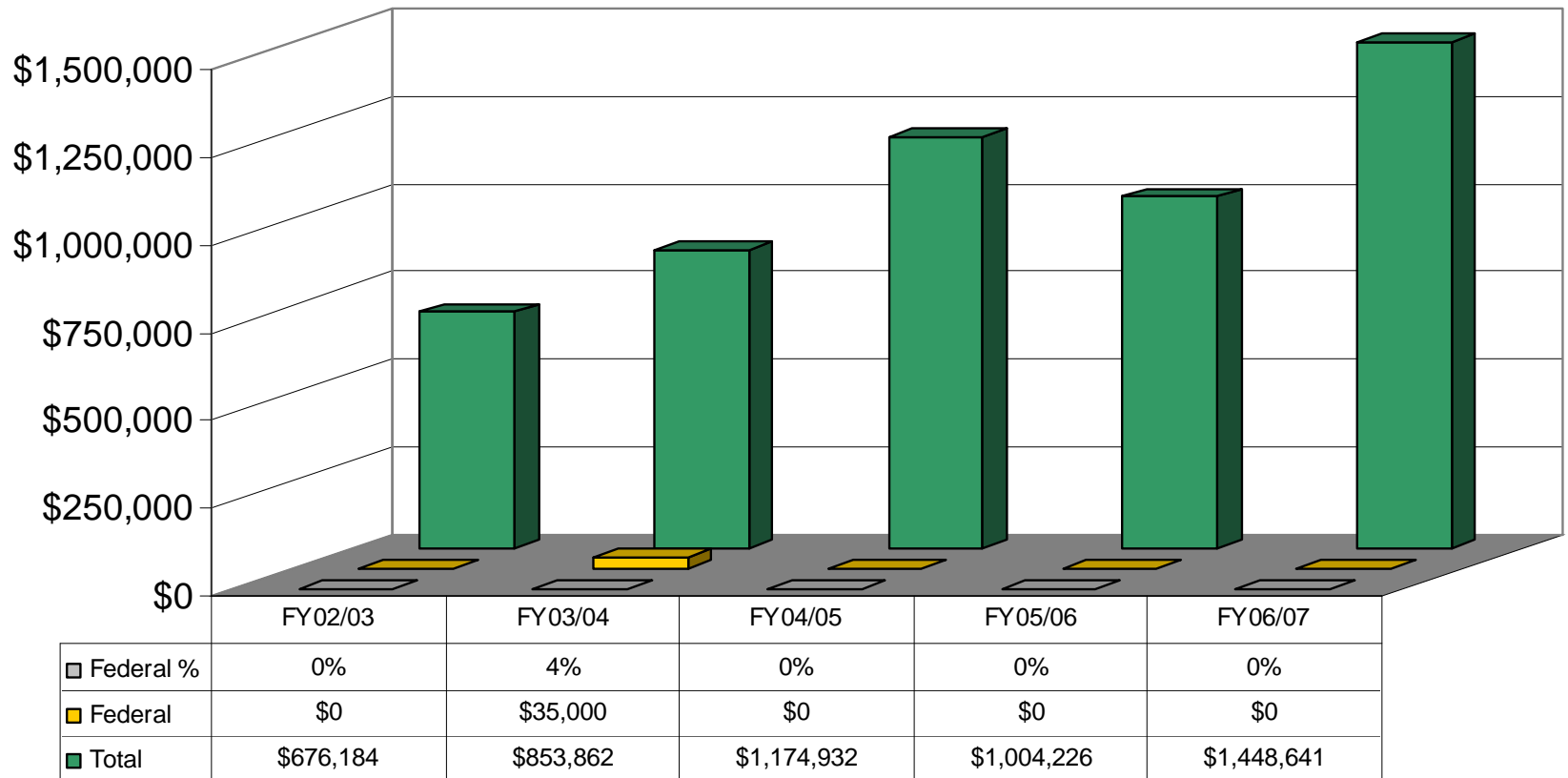
US Department of Energy Earmarks



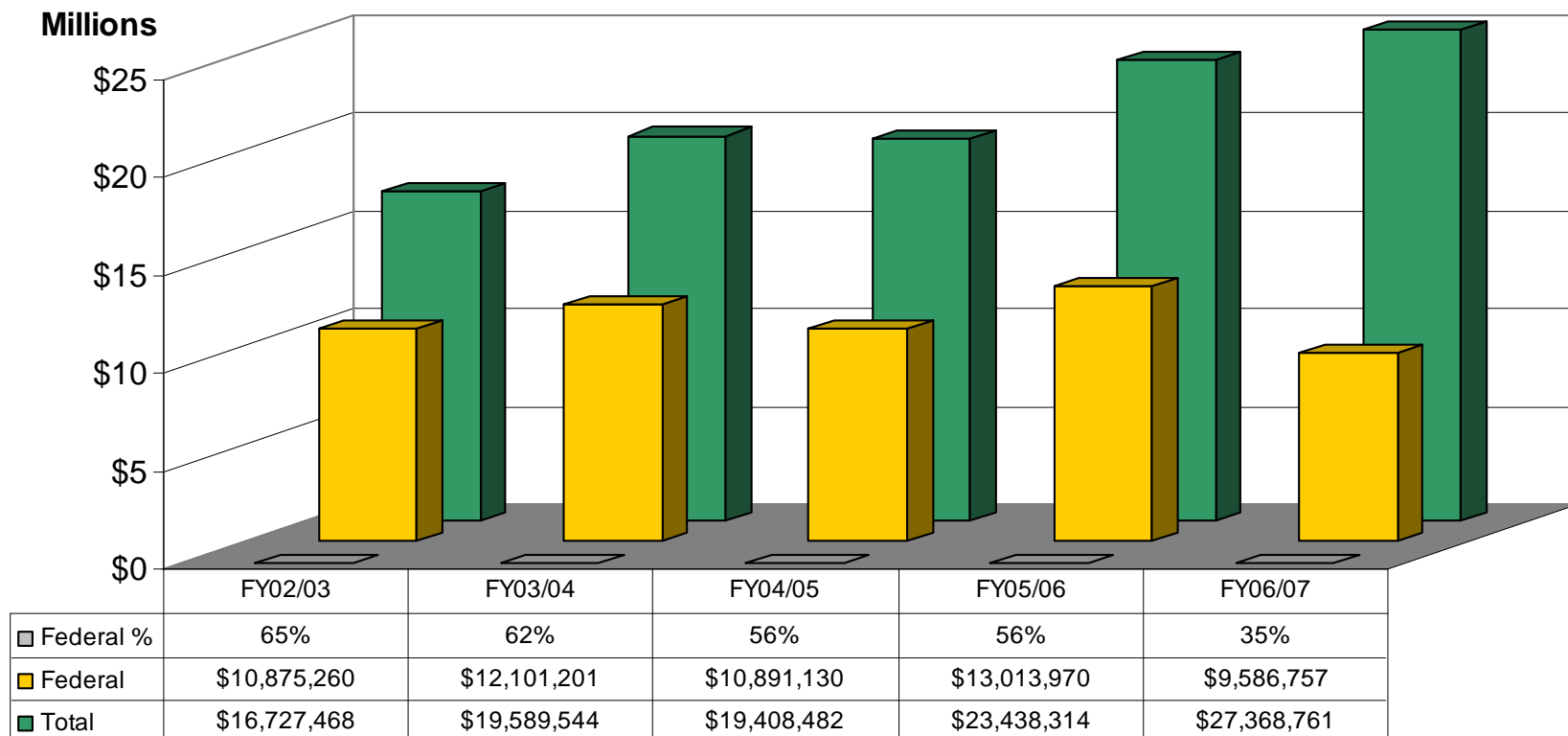
Academic Affairs

School of Architecture
College of Arts & Sciences
College of Business Administration
College of Education
College of Engineering
College of Marine Science
College of Visual & Performing Arts
Florida Mental Health Institute

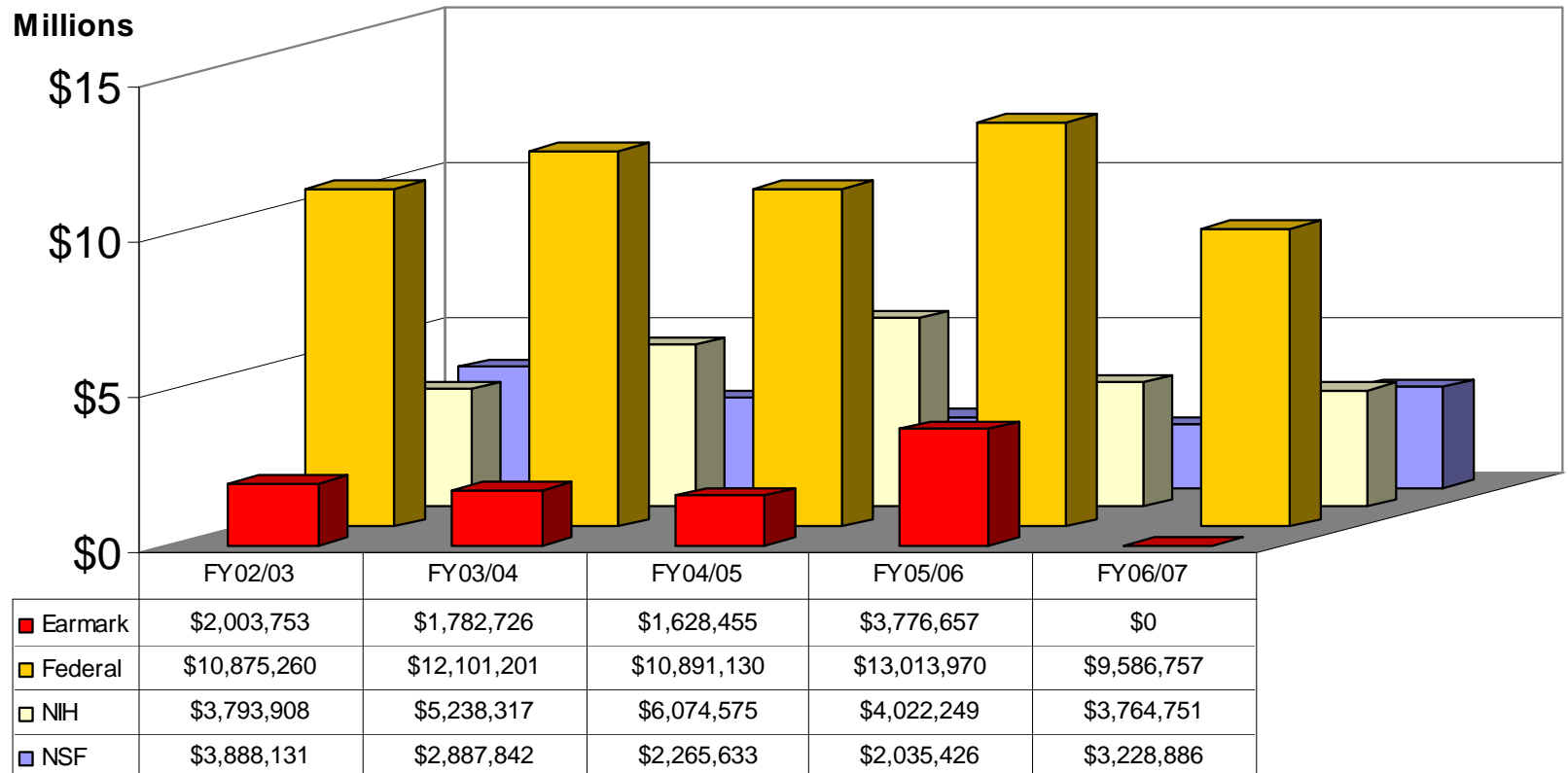
School of Architecture Contract and Grant Awards



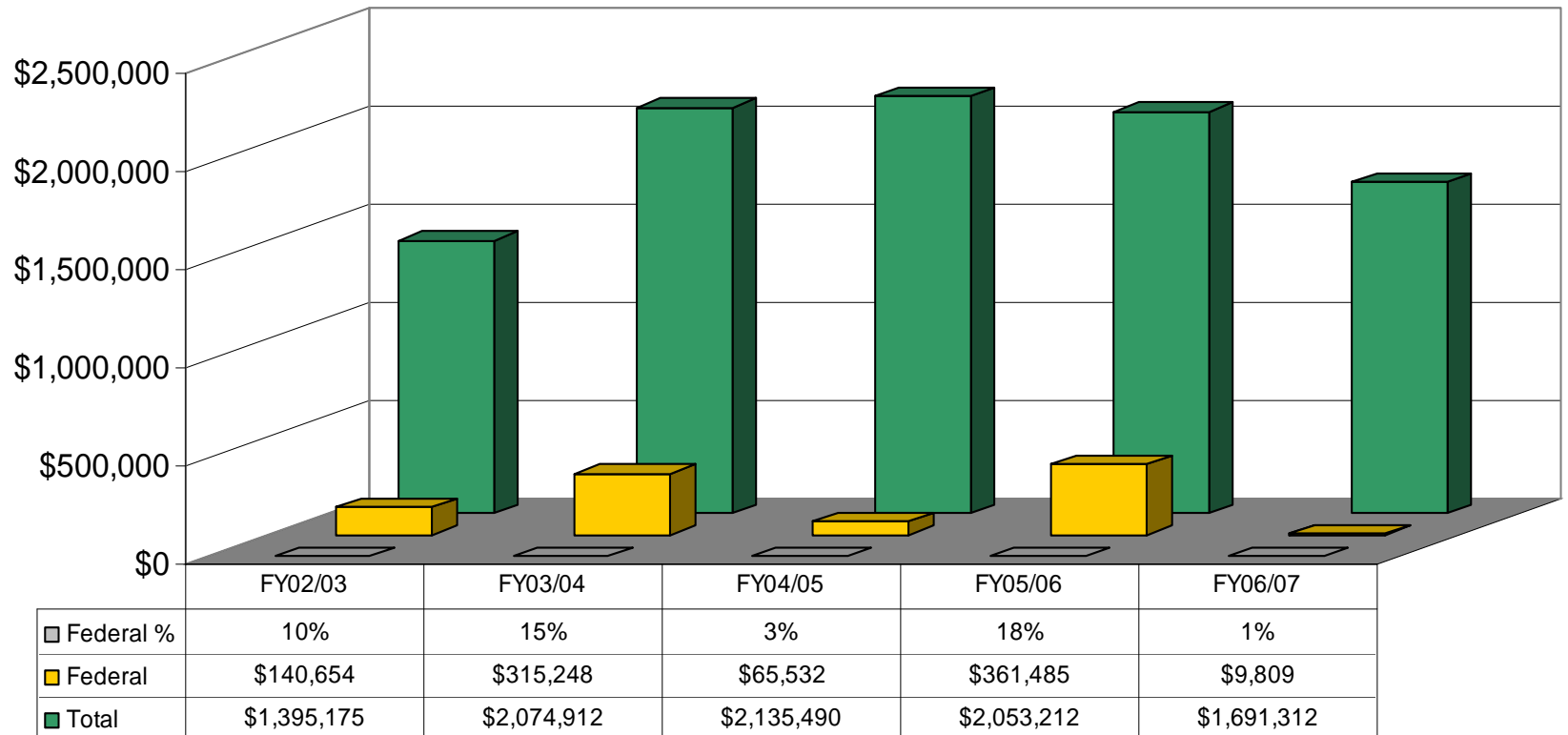
College of Arts & Sciences Contract and Grant Awards



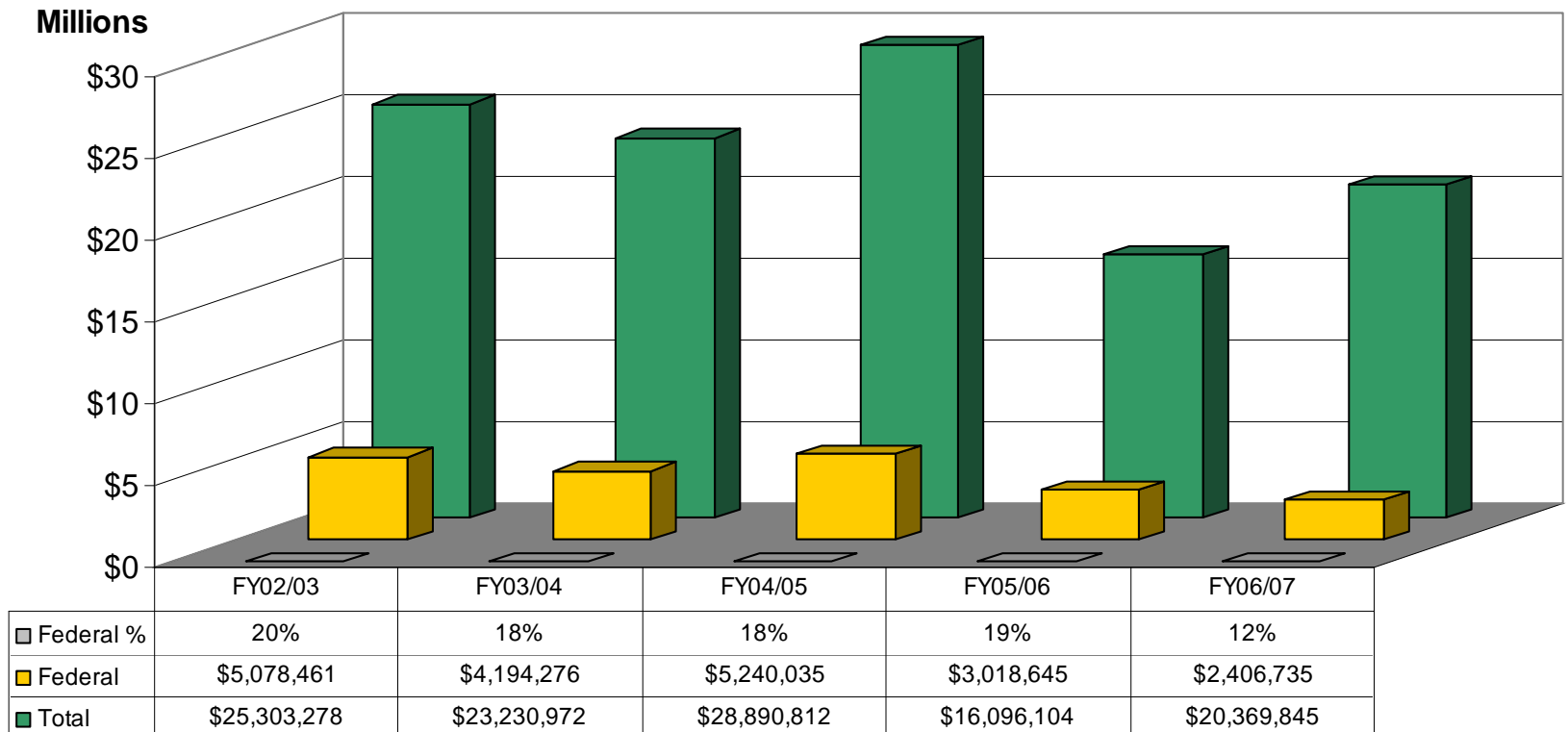
College of Arts & Sciences Federal Contract and Grant Awards



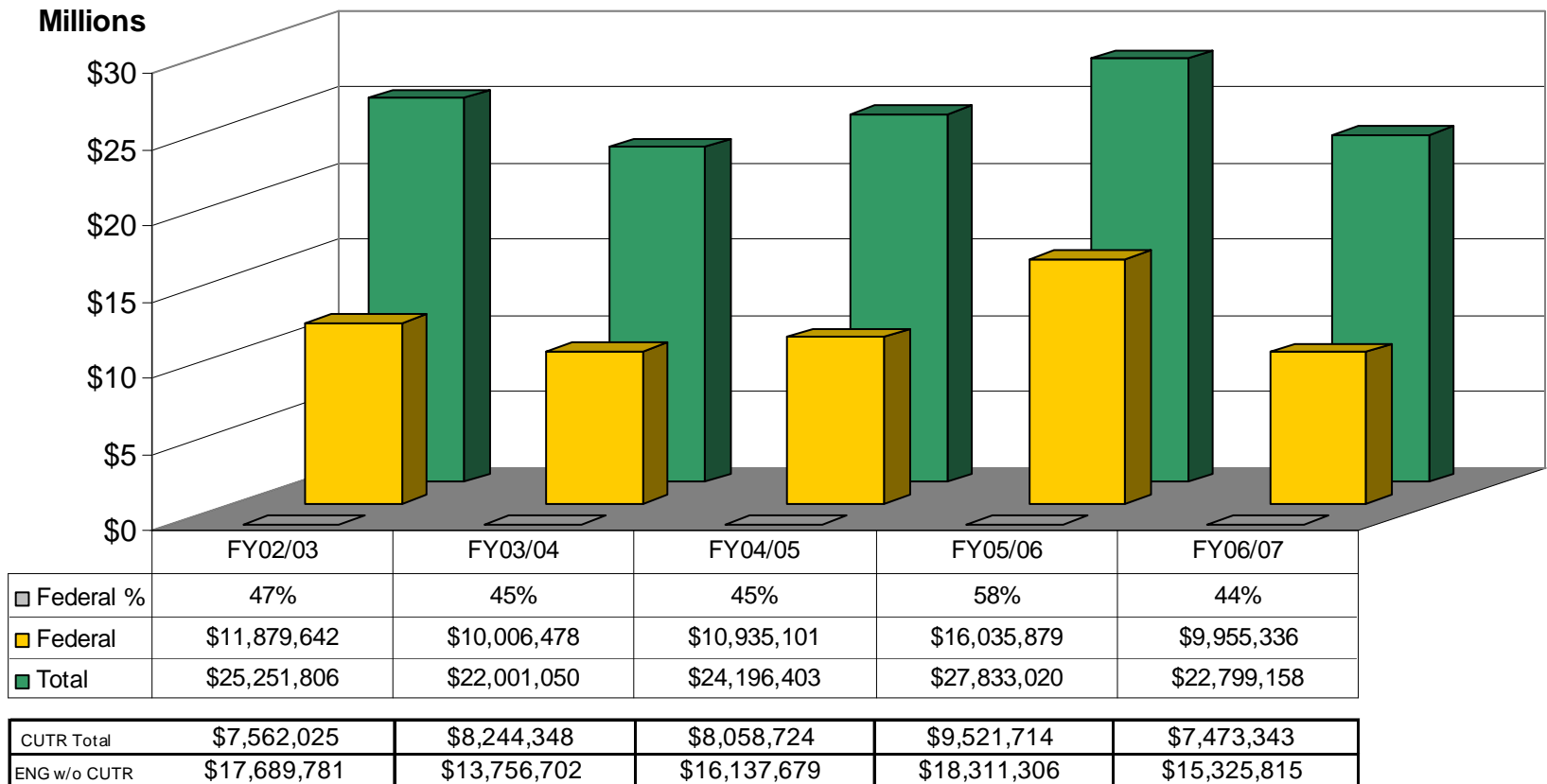
College of Business Administration Contract and Grant Awards



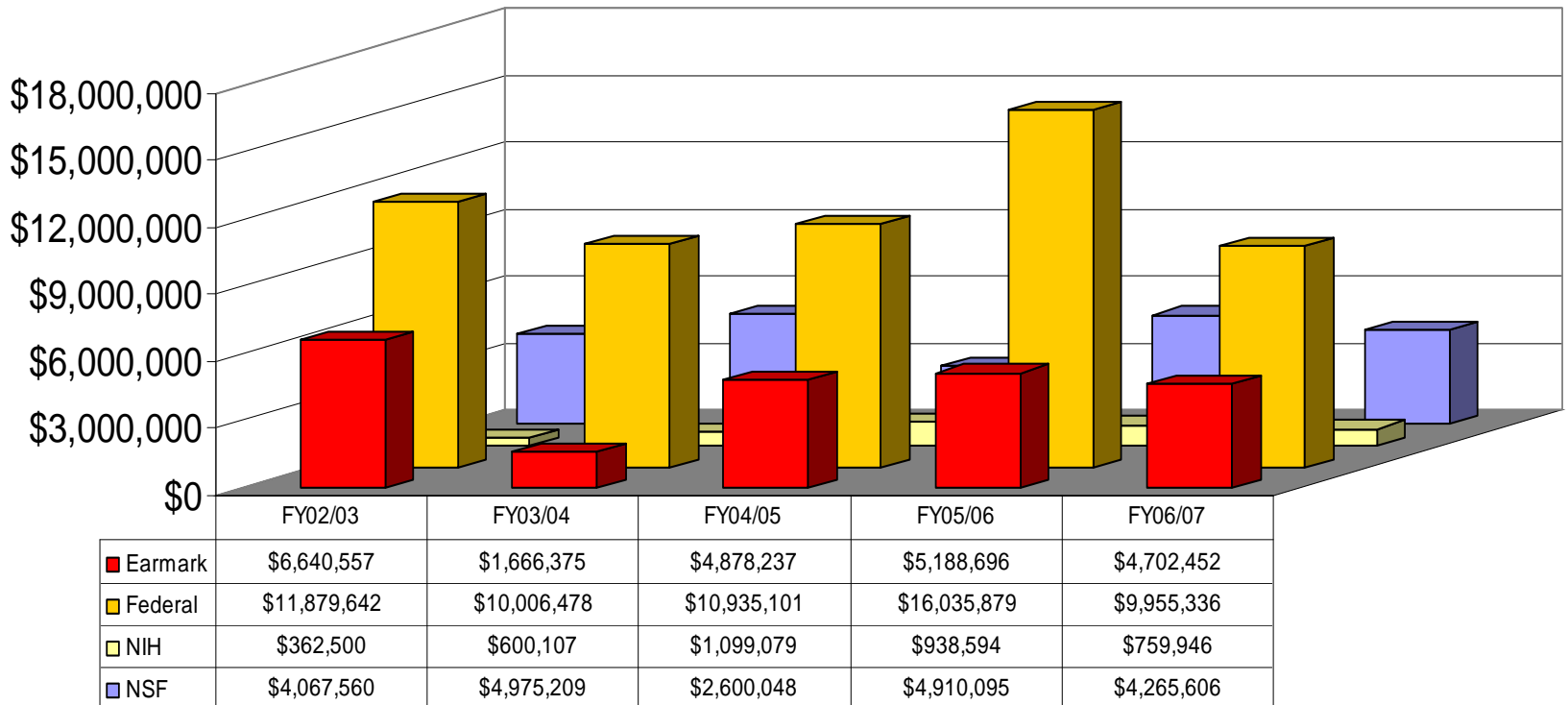
College of Education Contract and Grant Awards



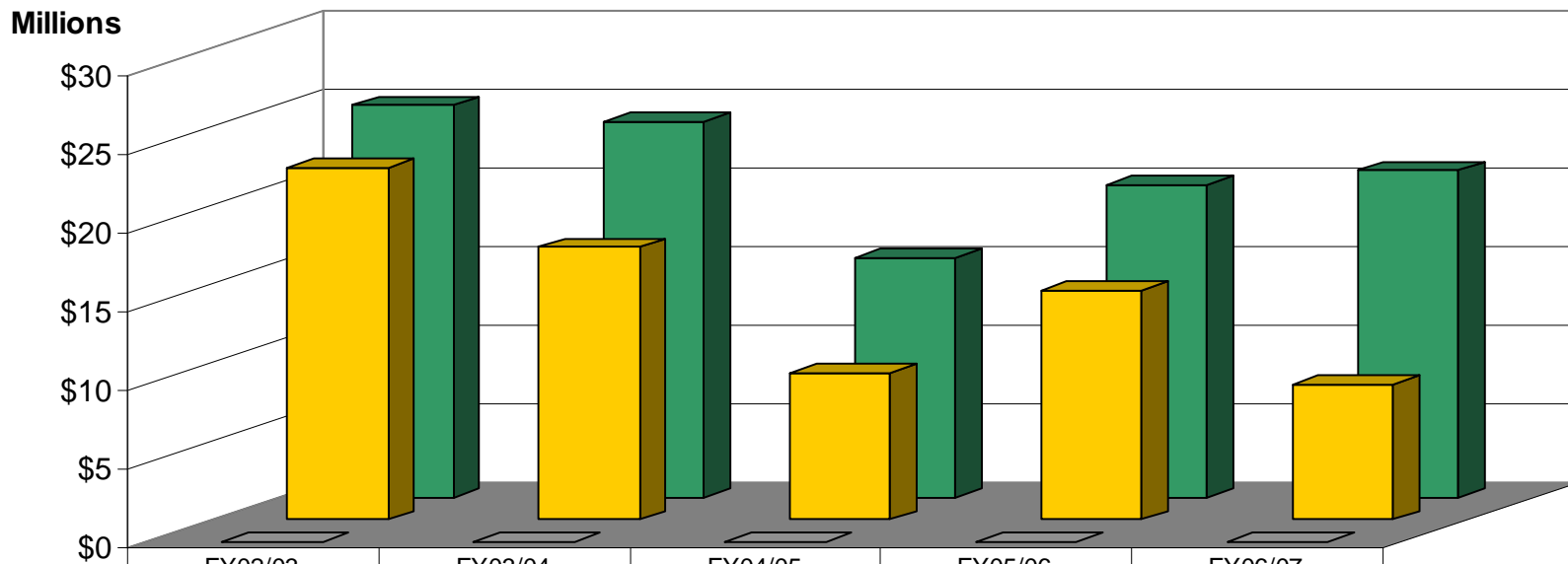
College of Engineering Contract and Grant Awards



College of Engineering – Federal Awards



College of Marine Science Contract and Grant Awards

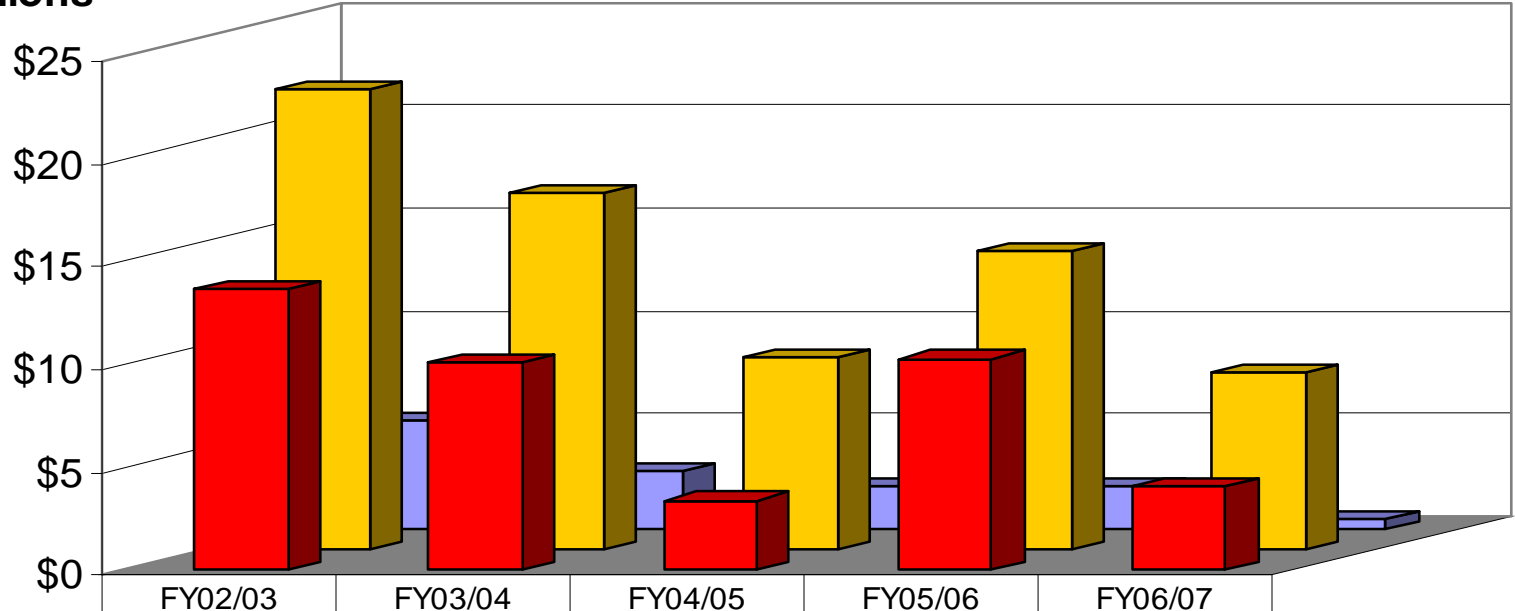


■ Federal %	90%	72%	61%	73%	41%
■ Federal	\$22,376,214	\$17,321,243	\$9,313,148	\$14,575,910	\$8,594,599
■ Total	\$24,926,303	\$23,907,668	\$15,262,737	\$19,922,252	\$20,827,663

COT Total	\$10,669,827	\$11,146,813	\$1,791,092	\$7,918,382	\$1,910,232
CMS w/o COT	\$14,256,476	\$12,760,855	\$13,471,645	\$12,003,870	\$18,917,431

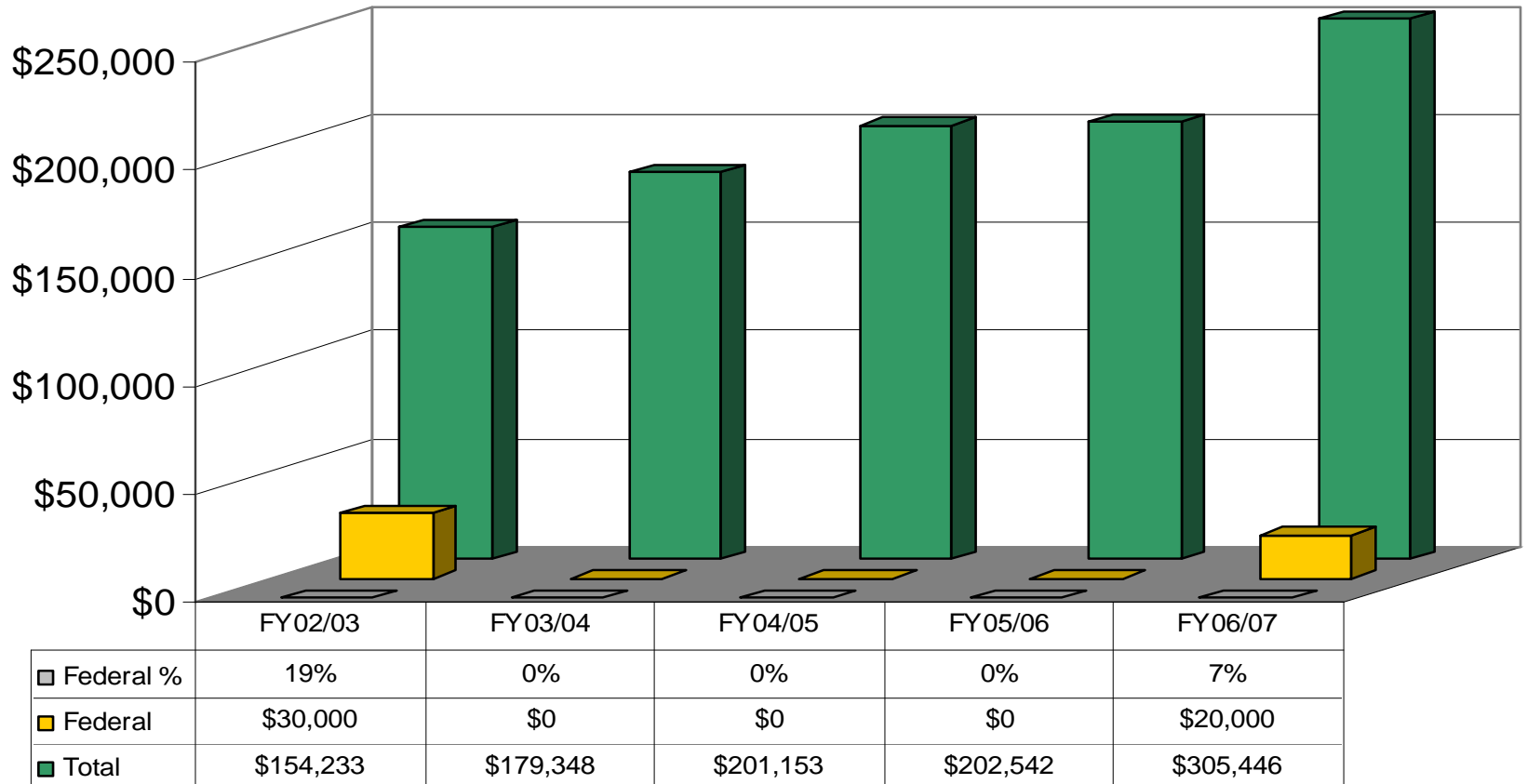
College of Marine Science – Federal Awards

Millions

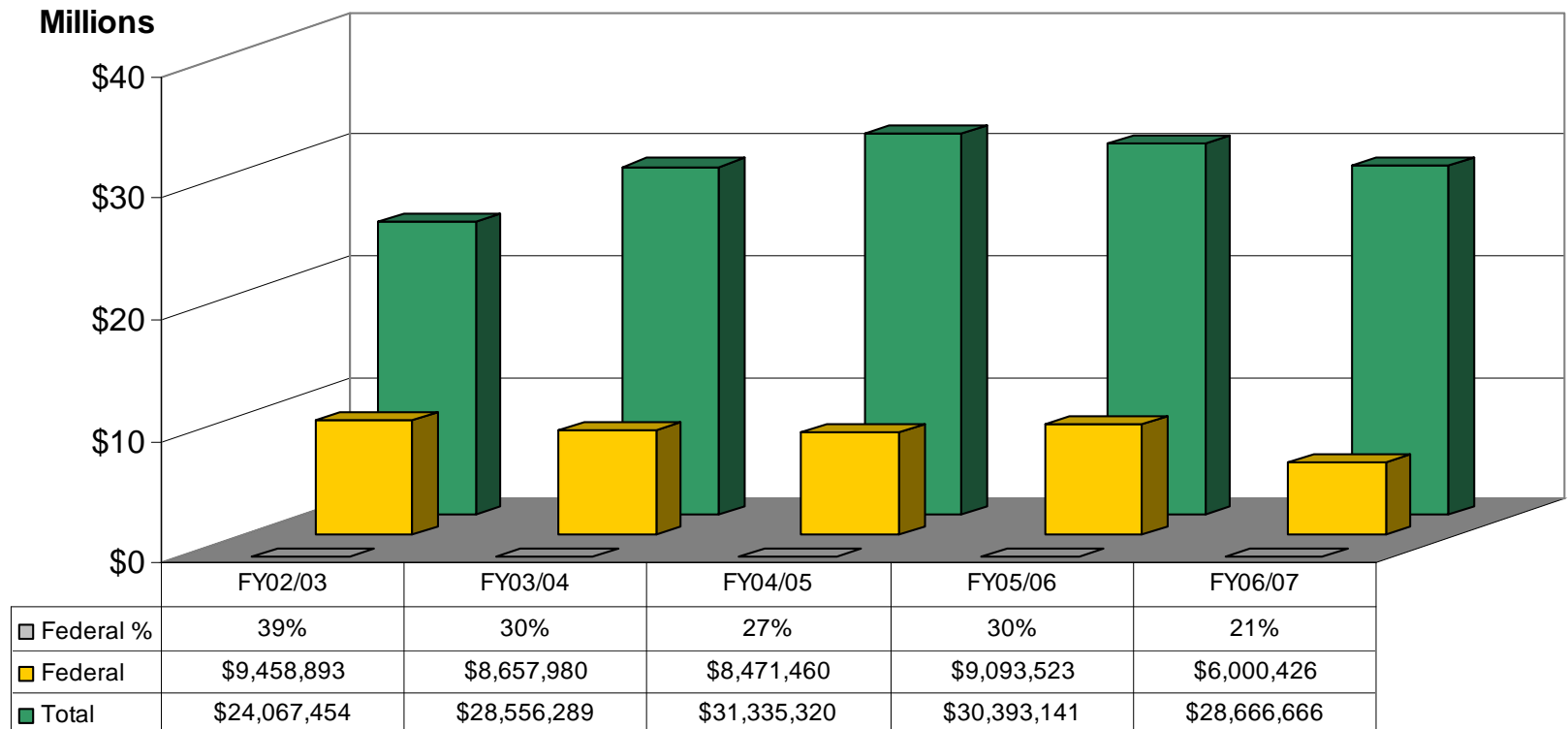


■ Earmark	\$13,682,245	\$10,084,183	\$3,368,048	\$10,257,464	\$4,024,749
■ Federal	\$22,376,214	\$17,321,243	\$9,313,148	\$14,575,910	\$8,594,599
■ NSF	\$5,359,390	\$2,910,831	\$2,178,853	\$2,170,274	\$537,539

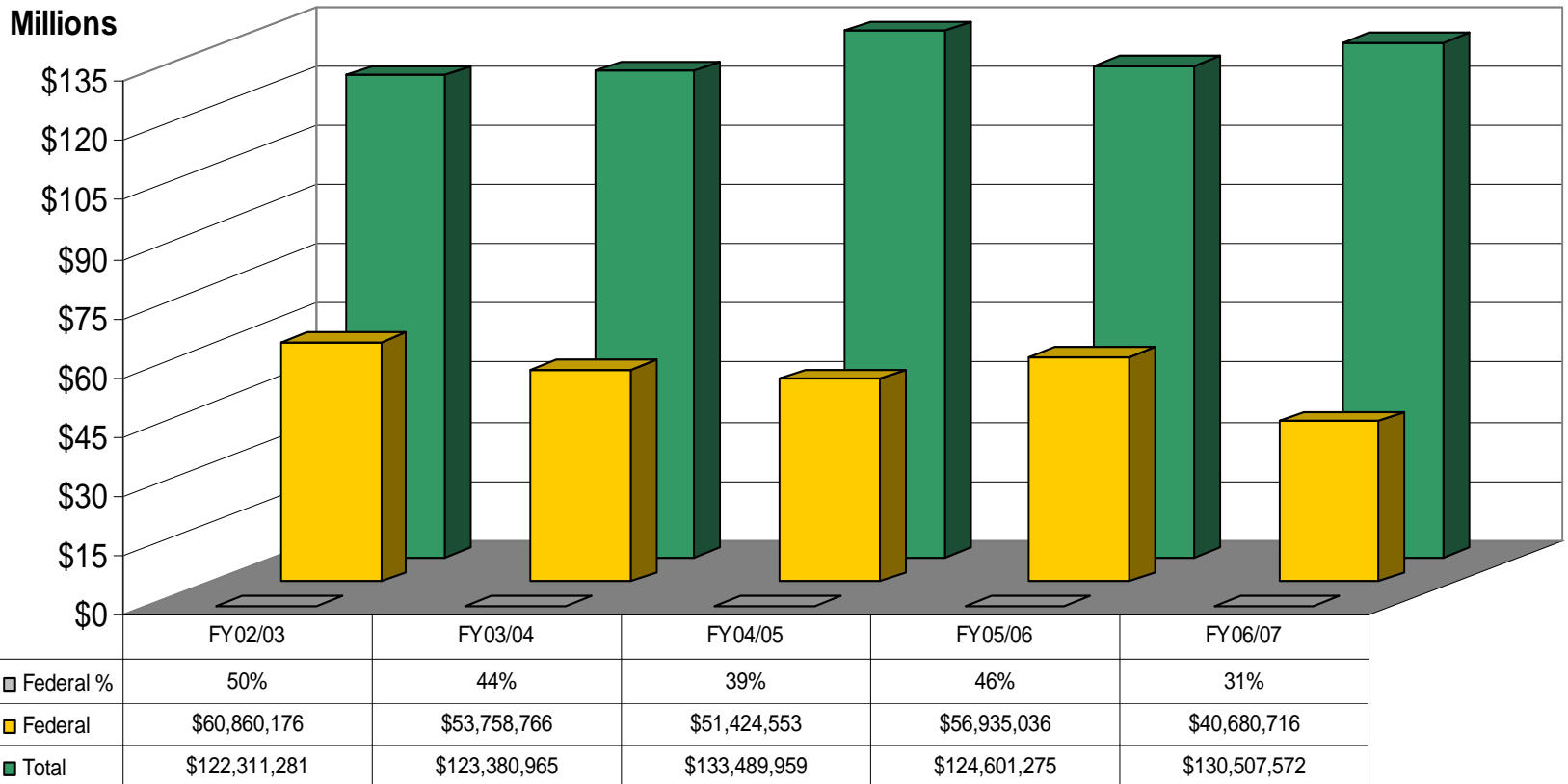
College of Visual & Performing Arts Contract and Grant Awards



Louis de la Parte Florida Mental Health Institute Contract and Grant Awards



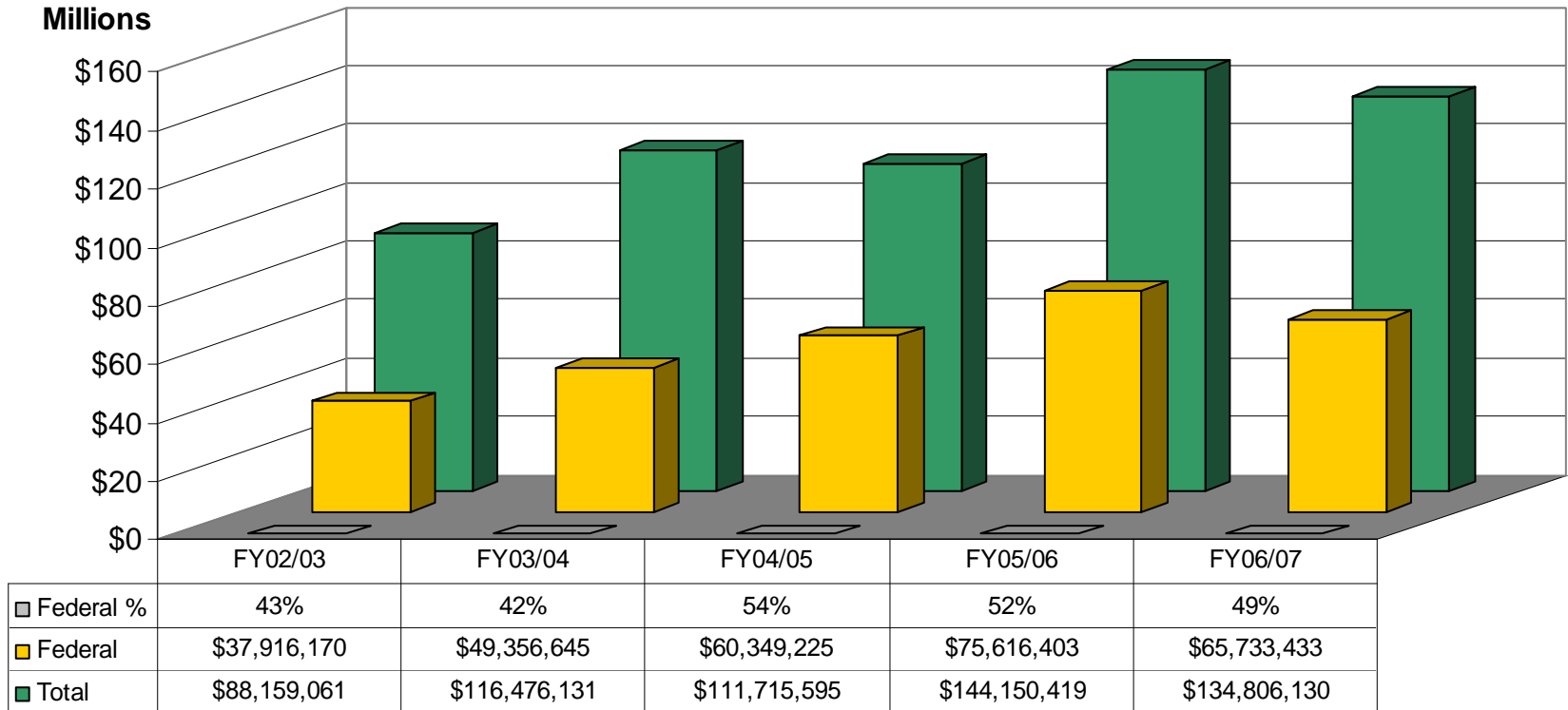
Academic Affairs Contract and Grant Awards



USF Health

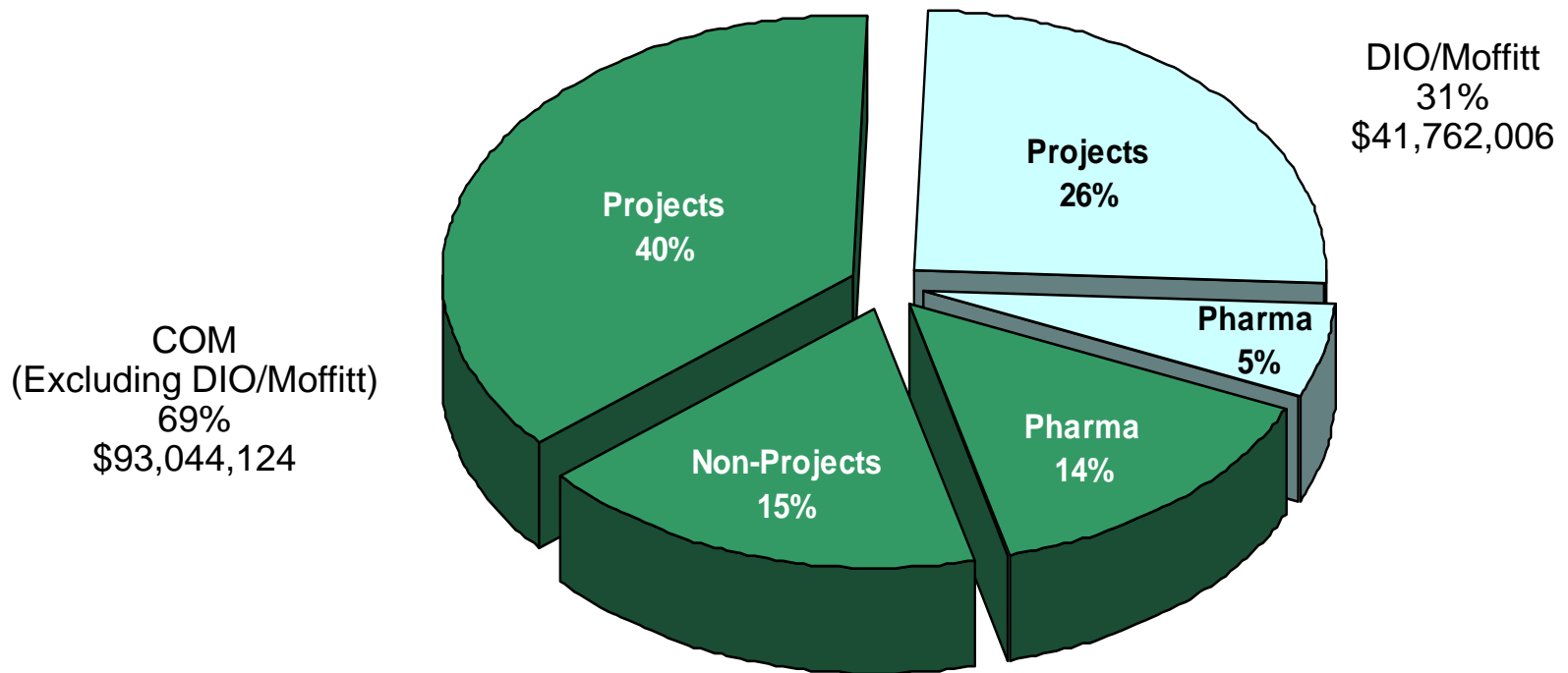
College of Medicine
College of Nursing
College of Public Health

College of Medicine Contract and Grant Awards

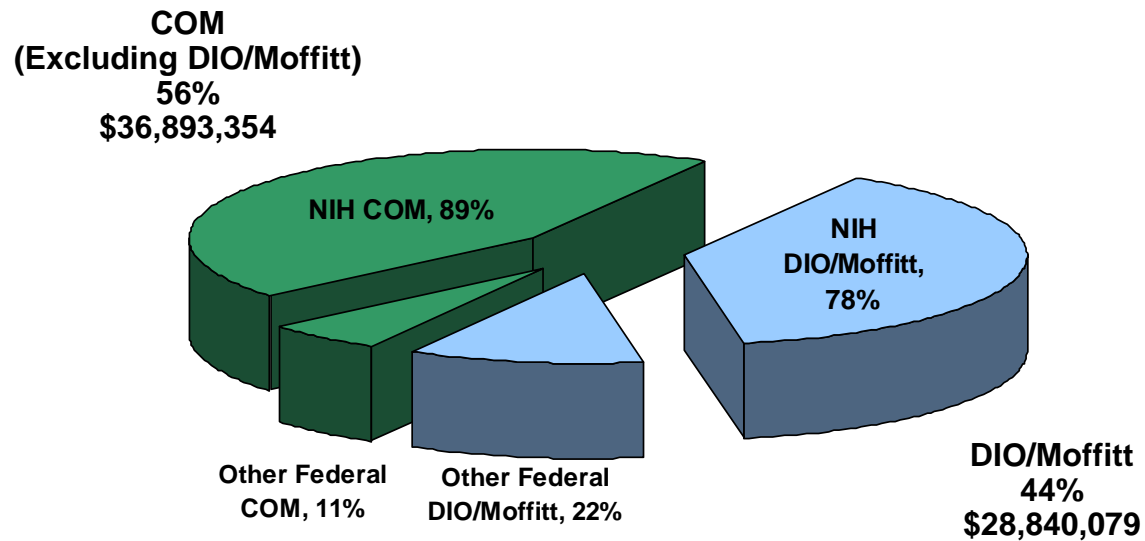


DIO/M offitt	\$ 30,326,280	\$ 25,228,872	\$ 26,675,970	\$ 44,429,132	\$ 41,762,006
COM w/o DIO/M offitt	\$ 57,832,781	\$ 91,247,259	\$ 85,039,625	\$ 99,721,287	\$ 93,044,124

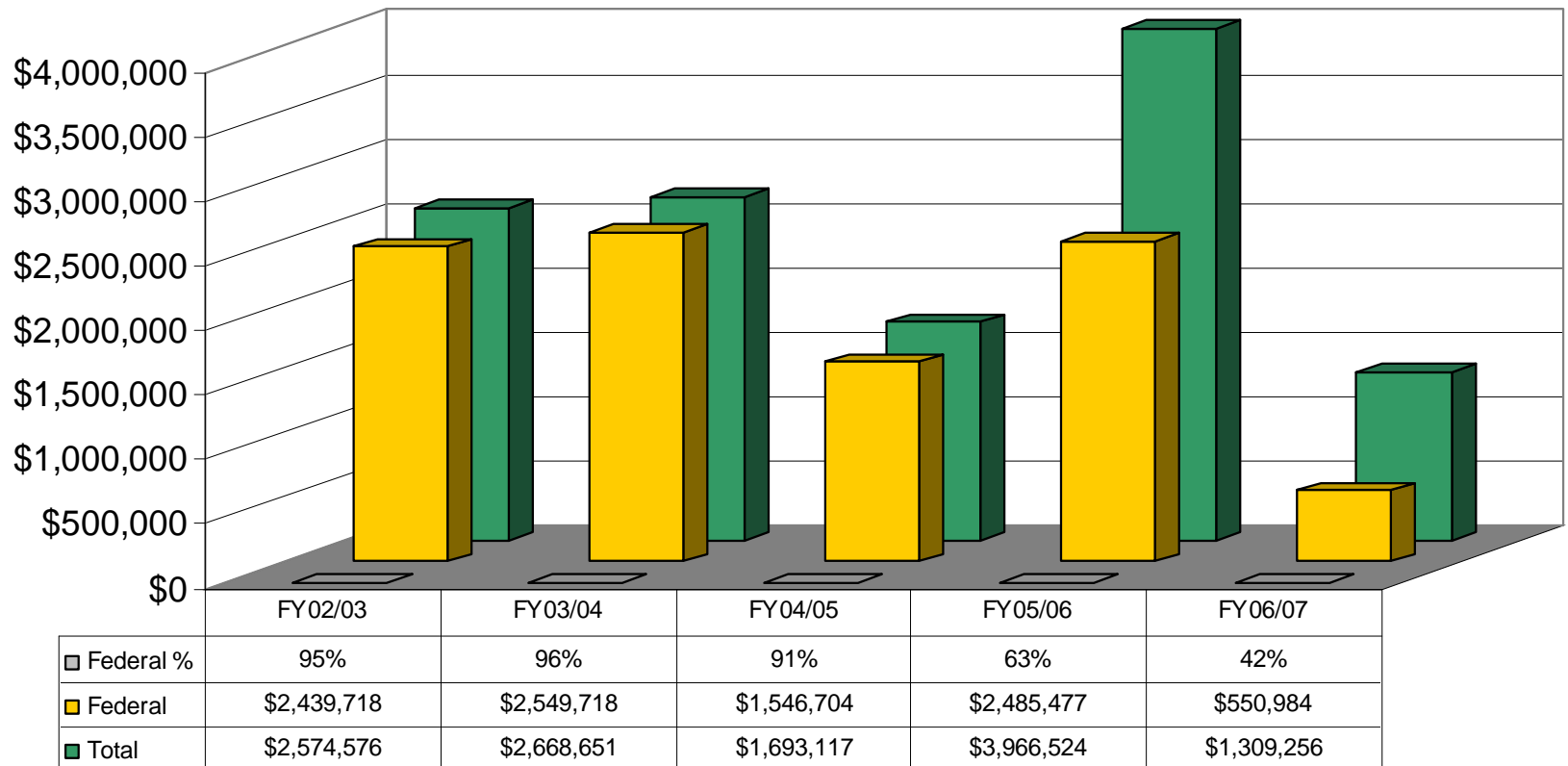
College of Medicine Contract and Grant Type of Awards



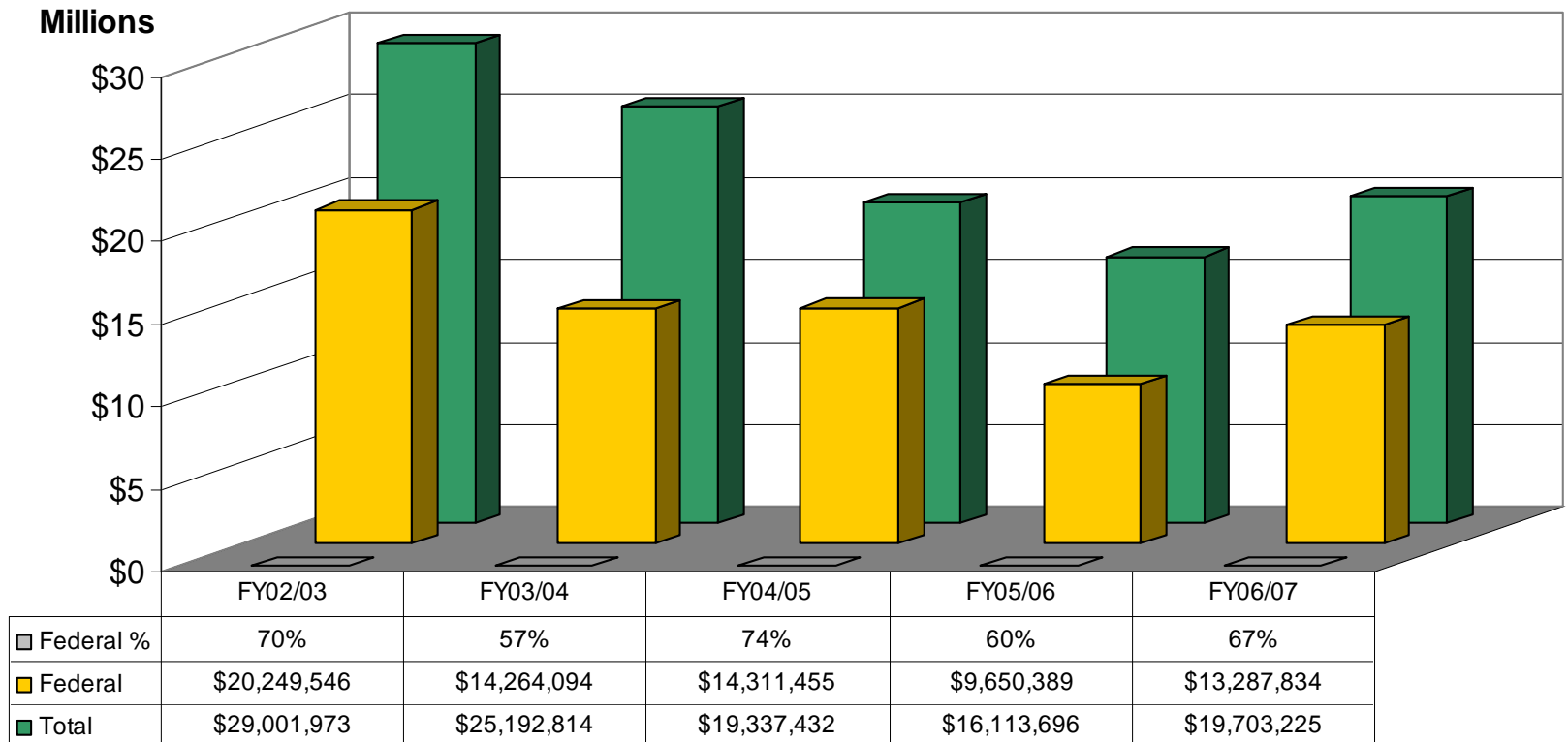
College of Medicine Federal Contract and Grant Awards



College of Nursing Contract and Grant Awards



College of Public Health Contract and Grant Awards



USF Health Summary Contract and Grant Awards

