



USF

UNIVERSITY OF

SOUTH FLORIDA

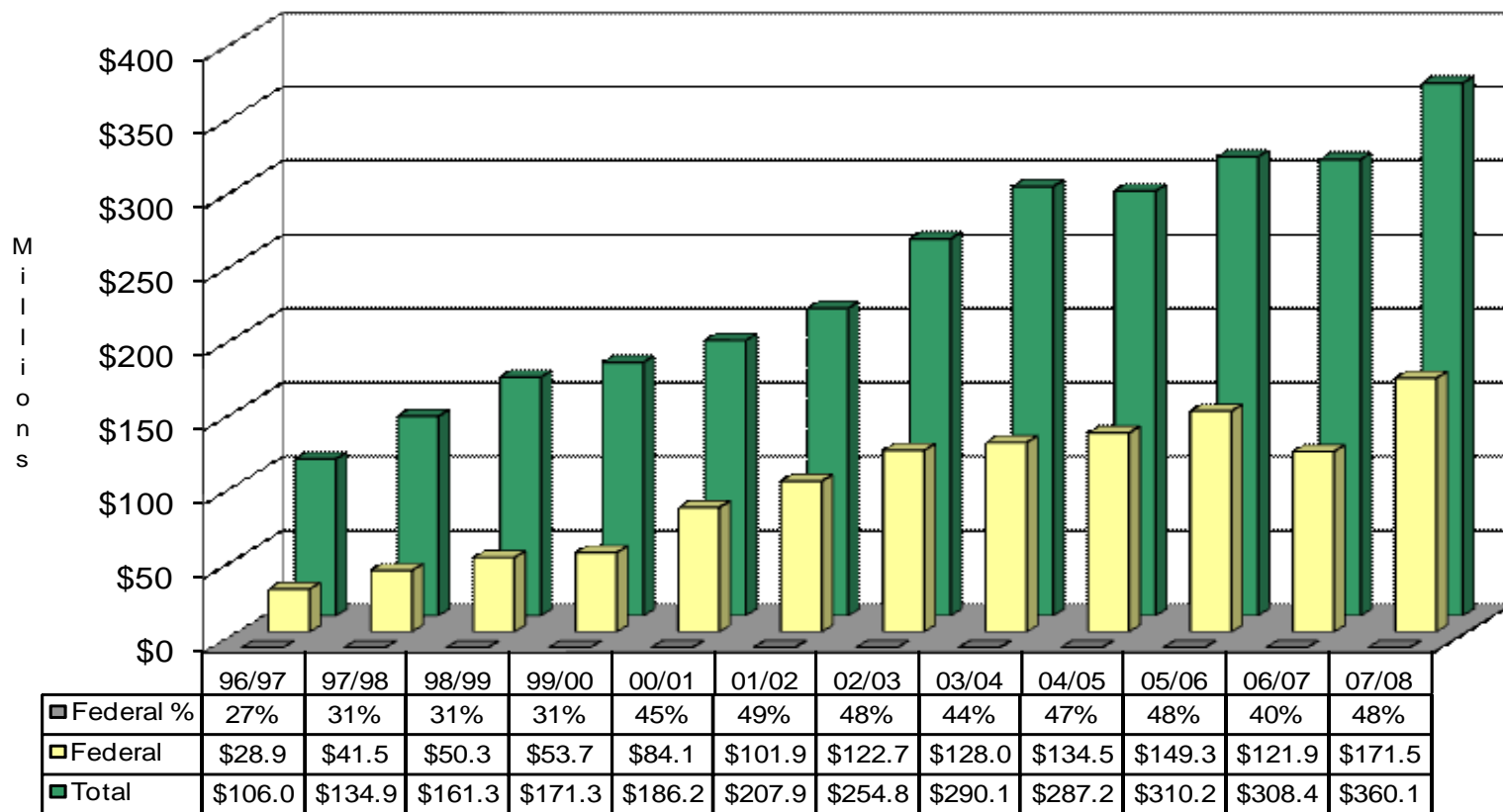
Contract and Grant
Award Data
Fiscal Year 2008

Karen A. Holbrook

Vice President for Research & Innovation

December 3, 2008

Contract & Grants 12 Year History



College/Area 3-Year Comparison External Funding

COLLEGE/AREA	FY05-06	FY06-07	FY07-08
ACADEMIC AFFAIRS	\$ 3,658,463	\$ 7,030,080	\$ 5,651,598
COLLEGE OF ARTS AND SCIENCES	23,438,314	27,368,761	36,128,492
COLLEGE OF BUSINESS ADMINISTRATION	2,053,212	1,691,312	2,025,391
COLLEGE OF EDUCATION	16,096,104	20,369,845	25,557,181
COLLEGE OF ENGINEERING	27,833,020	22,799,158	19,256,582
COLLEGE OF MARINE SCIENCE	19,922,252	20,827,663	9,847,613
COLLEGE OF MEDICINE	144,150,419	134,806,130	181,552,851
COLLEGE OF NURSING	3,966,524	1,309,256	2,152,723
COLLEGE OF PUBLIC HEALTH	16,113,696	19,703,225	24,707,696
COLLEGE OF VISUAL AND PERFORMING ARTS	202,542	305,446	303,773
DIVISION OF PUBLIC SAFETY	-	-	318,078
FLORIDA MENTAL HEALTH INSTITUTE	30,393,141	28,666,666	27,647,474
HONORS COLLEGE	-	93,055	113,071
OFFICE OF RESEARCH	1,964,130	8,000,000	-
OFFICE OF THE PRESIDENT	151,430	481,585	439,922
SCHOOL OF ARCHITECTURE & COMMUNITY DESIGN	1,004,226	1,448,641	1,201,548
STUDENT AFFAIRS	275,818	279,318	297,508
UNIVERSITY ADVANCEMENT	10,774,297	6,821,945	7,751,836
UNIVERSITY SERVICES	4,277,633	4,277,633	5,152,523
USF POLYTECHNIC (Lakeland)	251,588	210,863	56,717
USF RESEARCH OTHER	-	-	8,721,387
USF SARASOTA/MANATEE	334,229	133,102	462,892
USF ST. PETERSBURG	3,289,113	1,805,594	822,717
TOTAL FUNDING	\$ 310,150,152	\$ 308,429,278	\$ 360,169,573

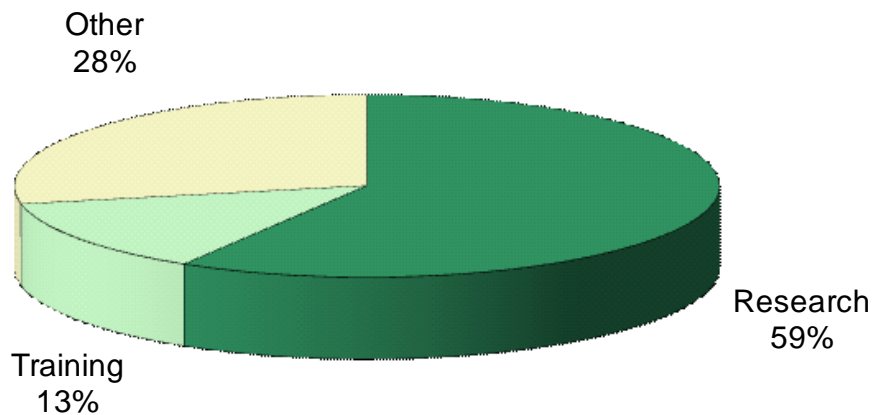
Recovery of Facilities & Administrative Costs (Indirect Costs): Summary by College or Area, FY07/08

(Note: USF's negotiated rate for FY06/07 was 45%; in FY07/08, it is 46.5%)

COLLEGE/AREA	Expenditures*	Indirect Costs	% Recovered
ACADEMIC AFFAIRS	\$ 11,083,926	\$ 875,163	7.9%
SCHOOL OF ARCHITECTURE & COMMUNITY DESIGN	888,284	151,513	17.1%
COLLEGE OF ARTS AND SCIENCES	21,820,408	4,820,037	22.1%
COLLEGE OF BUSINESS ADMINISTRATION	1,387,208	225,789	16.3%
COLLEGE OF EDUCATION	19,093,642	1,567,381	8.2%
COLLEGE OF ENGINEERING	17,945,132	4,062,890	22.6%
COLLEGE OF MARINE SCIENCE	10,166,021	2,350,552	23.1%
COLLEGE OF VISUAL AND PERFORMING ARTS	233,150	3,184	1.4%
FLORIDA MENTAL HEALTH INSTITUTE	24,462,999	2,267,040	9.3%
HONORS COLLEGE	57,515	19,095	33.2%
COLLEGE OF MEDICINE	41,197,694	6,833,548	16.6%
COLLEGE OF NURSING	1,933,252	396,932	20.5%
COLLEGE OF PUBLIC HEALTH	14,666,995	2,517,903	17.2%
USF POLYTECHNIC (LAKELAND)	84,421	61,267	72.6%
USF SARASOTA/MANATEE	185,006	4,849	2.6%
USF ST. PETERSBURG	1,218,485	293,501	24.1%
OFFICE OF RESEARCH	1,715,369	-	0.0%
OFFICE OF THE PRESIDENT	405,433	1,100	0.3%
STUDENT AFFAIRS	129,121	-	0.0%
UNIVERSITY ADVANCEMENT	1,740,208	115,765	6.7%
UNIVERSITY SERVICES	2,666,691	3,807	0.1%
TOTAL EXPENDITURES	\$ 173,080,960	\$ 26,571,316	15.4%

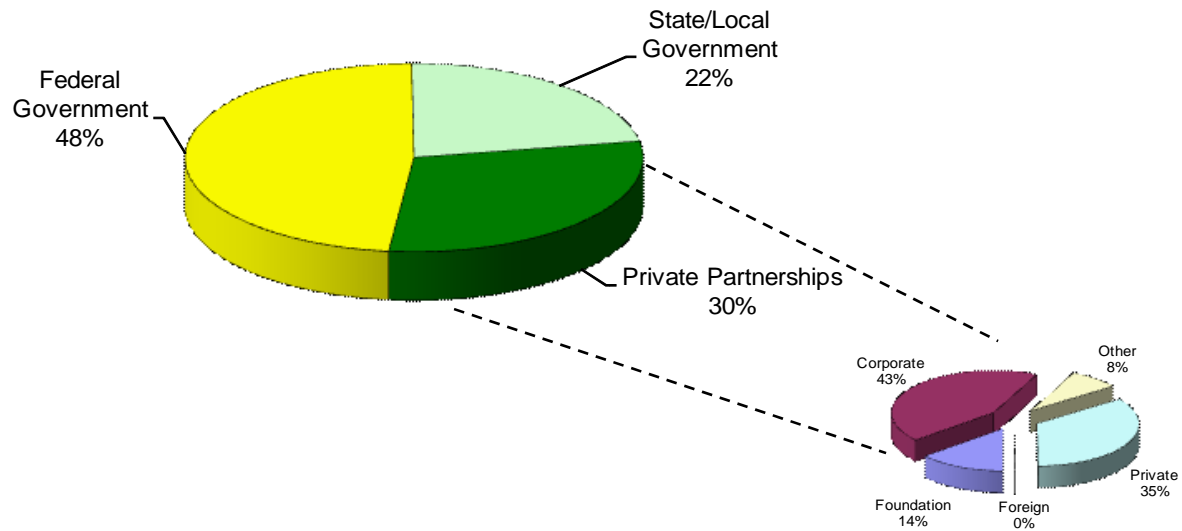
*Expenditures include both project and non-project.

Funding by Project Type



Research	Training	Other	Total
\$211,231,995	\$47,298,887	\$101,638,692	\$360,169,573

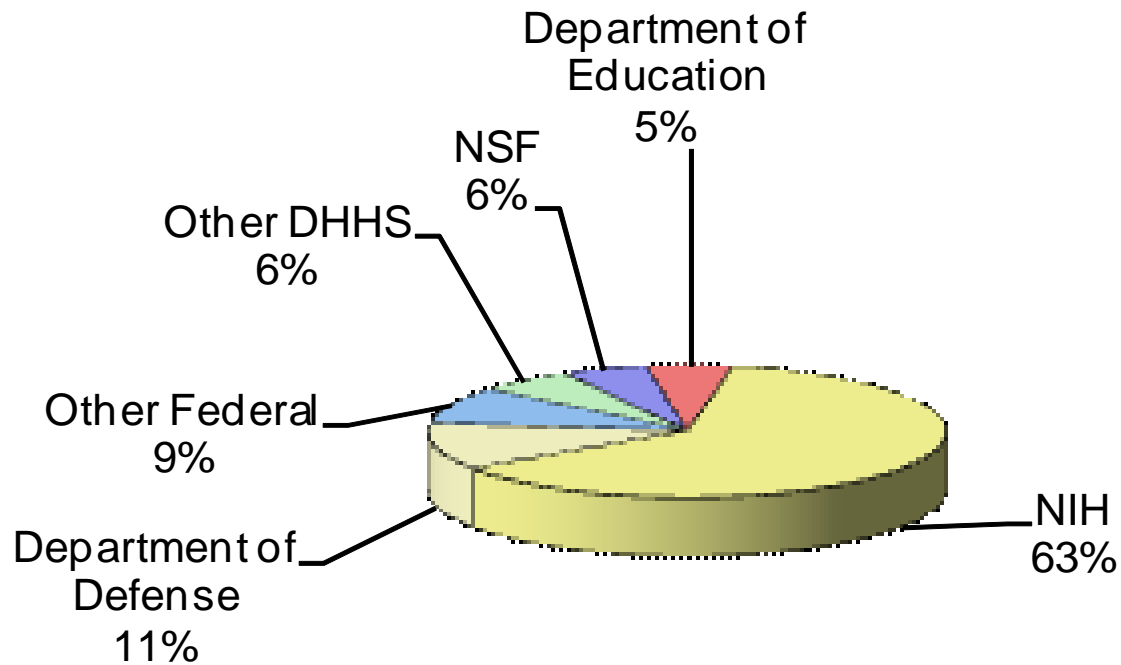
Sources of External Funding



Federal Sponsors

Federal Agency	FY05-06	FY06-07	FY07-08
Department of Commerce	\$ 1,992,665	\$ 797,734	\$ 841,825
Department of Defense	31,660,282	21,793,565	19,346,433
Department of Education	8,888,798	6,695,408	9,099,263
Department of Energy	3,307,948	282,313	961,505
Department of Health and Human Services	12,297,633	11,374,554	10,444,246
Department of Justice	235,585	127,316	370,007
Department of Labor	2,074,754	1,977,000	1,977,000
Department of the Interior	1,547,520	2,060,452	1,582,688
Department of Transportation	3,211,640	864,369	1,840,000
NASA	2,140,258	2,962,584	1,144,147
National Institutes of Health	70,427,427	62,497,386	107,490,434
National Science Foundation	9,740,701	8,433,744	9,222,198
Other Federal Agencies	1,050,116	1,582,121	1,116,360
Veterans Administration	746,272	485,639	6,064,807
TOTAL	\$ 149,321,598	\$ 121,934,186	\$ 171,500,913

Primary Sources of Federal Funding



NIH Funding by College/Area

College	FY05-06	FY06-07	FY07-08
COLLEGE OF ARTS AND SCIENCES	\$ 4,022,249	\$ 3,764,751	\$ 3,582,168
COLLEGE OF ENGINEERING	938,594	759,946	-
COLLEGE OF MEDICINE	62,678,403	55,319,597	98,045,959
COLLEGE OF NURSING	1,766,169	324,832	1,128,354
COLLEGE OF PUBLIC HEALTH	542,563	2,087,115	4,342,140
FLORIDA MENTAL HEALTH INSTITUTE	157,749	72,500	310,813
USF ST. PETERSBURG	321,700	168,645	81,000
NIH Total	\$ 70,427,427	\$ 62,497,386	\$ 107,490,434

NSF Funding by College/Area

College	FY05-06	FY06-07	FY07-08
COLLEGE OF BUSINESS ADMINISTRATION	\$ 272,485	\$ 4,499	\$ 316,421
COLLEGE OF ENGINEERING	4,910,095	4,265,606	3,558,636
HONORS COLLEGE	-	88,055	88,601
USF POLYTECHNIC (Lakeland)	-	113,307	-
COLLEGE OF EDUCATION	-	-	-
COLLEGE OF MARINE SCIENCE	2,170,274	537,539	1,314,498
FLORIDA MENTAL HEALTH INSTITUTE	112,033	114,852	117,853
COLLEGE OF ARTS AND SCIENCES	2,035,426	3,228,886	3,591,785
USF ST. PETERSBURG	159,388	-	112,904
ACADEMIC AFFAIRS	81,000	81,000	121,500
COLLEGE OF MEDICINE	-	-	-
NSF Total	\$ 9,740,701	\$ 8,433,744	\$ 9,222,198

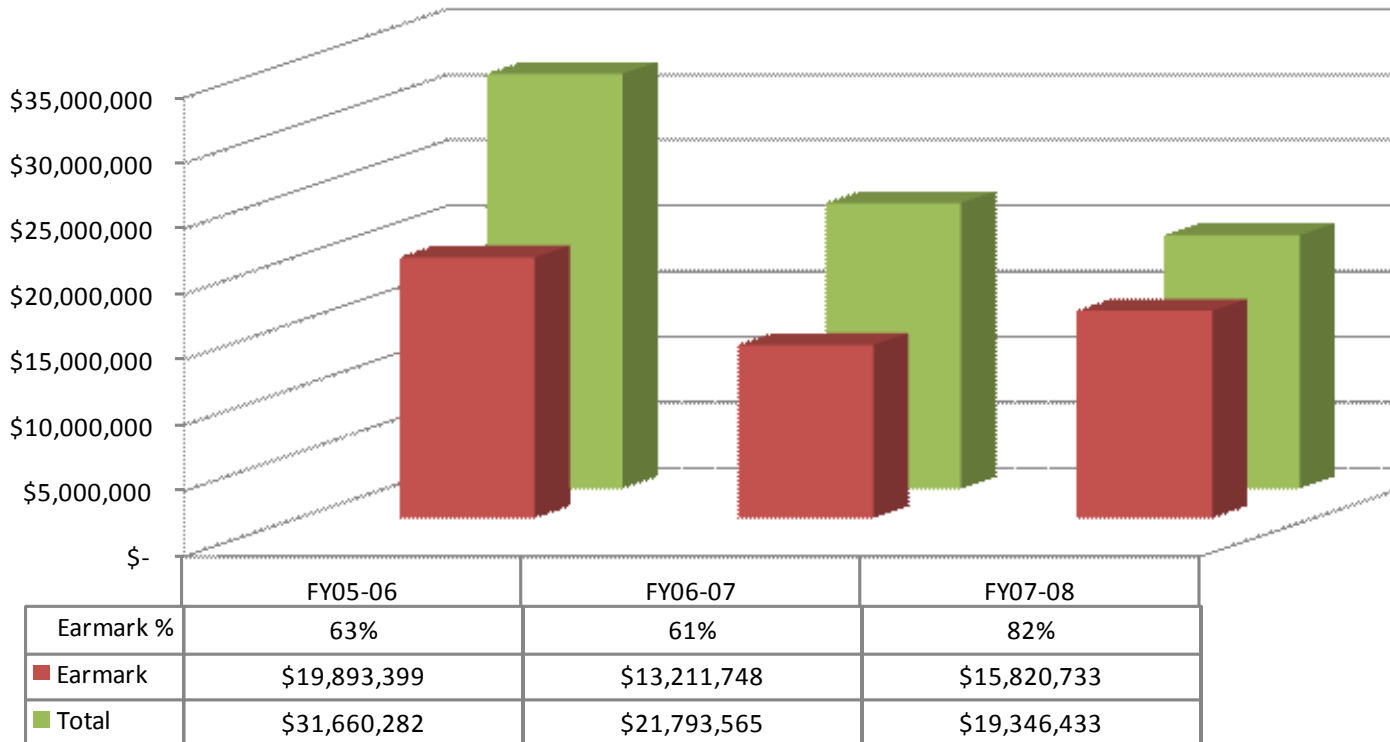
NSF SURVEY OF FEDERAL R&D EXPENDITURES IN SCIENCE & ENGINEERING

		FISCAL YEAR RANKINGS									
University by 2006 Rank	Affil.	FY03	FY04	Diff. 04:03	FY05	Diff. 05:04	FY06	Diff. 05:06	FY07	Diff. 06:07	
U Alabama, Birmingham	Peer	26	28	-2	28	--	27	+1	30	-3	
U Cincinnati	Peer	42	44	-2	45	-1	50	-5	36	+14	
U Florida	SUS	41	38	3	39	-1	39	--	41	-2	
U Illinois-Chicago	Peer	47	45	2	48	-3	47	+1	49	-2	
U California, Irvine	Peer	55	56	-1	56	--	59	-3	57	+2	
U South Florida	SUS	71	67	+4	66	+1	63	+3	62	+1	
SUNY, Buffalo	Peer	58	60	-2	62	-2	64	+2	64	--	
U Miami (private)	Florida	57	62	-5	60	+2	66	-6	66	--	
Rutgers U	Peer	72	65	7	68	-3	73	-5	70	+3	
North Carolina State	Peer	82	82	0	84	-2	72	+8	73	+1	
Florida State U	SUS	89	84	5	87	-3	86	+1	85	+1	
SUNY, Stony Brook	Peer	65	69	-4	75	-6	85	-10	88	-3	
Florida International U	SUS	133	135	-2	130	+5	136	-6	134	+2	
U Central Florida	SUS	126	137	-11	149	-12	152	-3	137	+15	

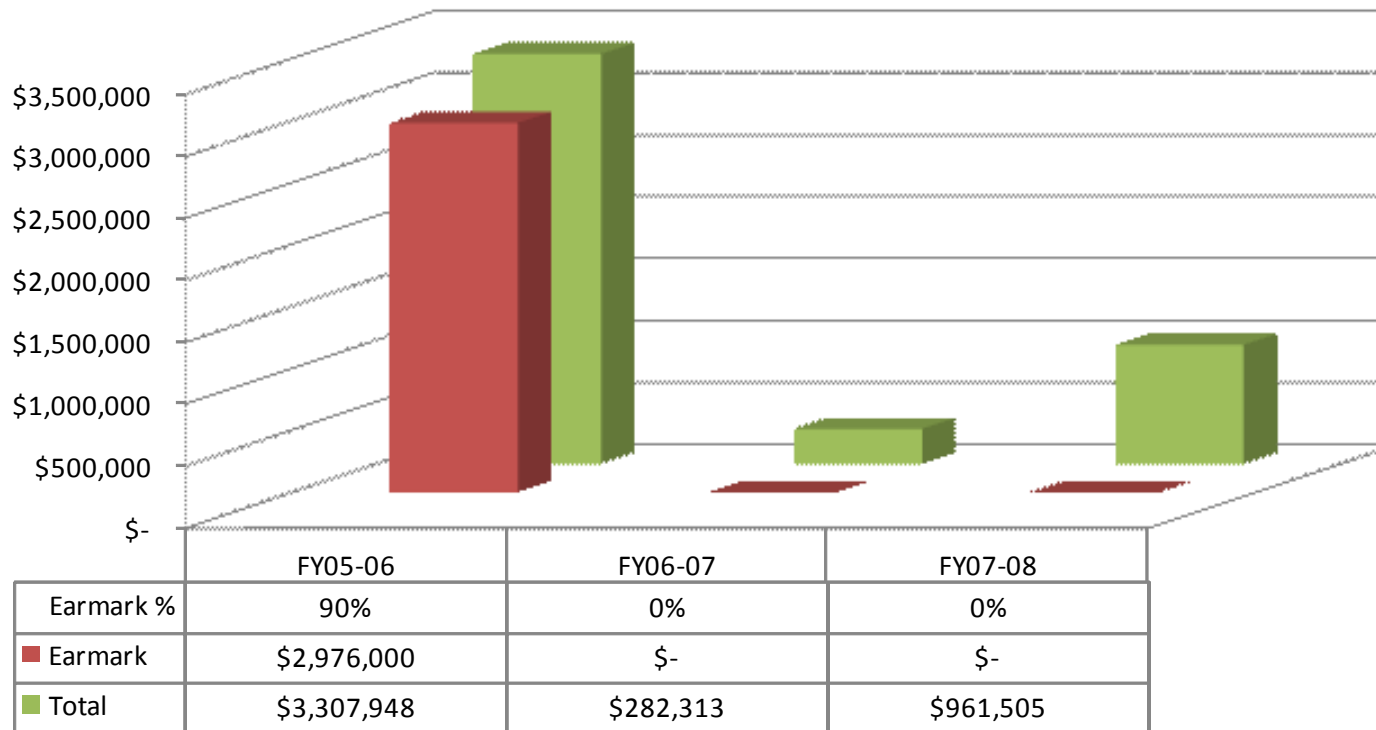
Contract and Grant Awards from Congressional Earmarks

COLLEGE_AREA	Earmarks	% of Federal	Total Awards	% of Total
COLLEGE OF ARTS AND SCIENCES	\$ 4,129,618	21.3%	\$ 29,962,581	13.8%
COLLEGE OF ENGINEERING	2,080,241	18.3%	19,246,582	10.8%
COLLEGE OF MARINE SCIENCE	1,626,891	20.1%	9,761,460	16.7%
COLLEGE OF MEDICINE	1,429,726	1.3%	104,800,130	1.4%
COLLEGE OF PUBLIC HEALTH	8,634,498	39.3%	24,053,677	35.9%
Total	\$ 17,900,974	8.3%	\$ 269,584,282	6.6%

US Department of Defense Earmarks



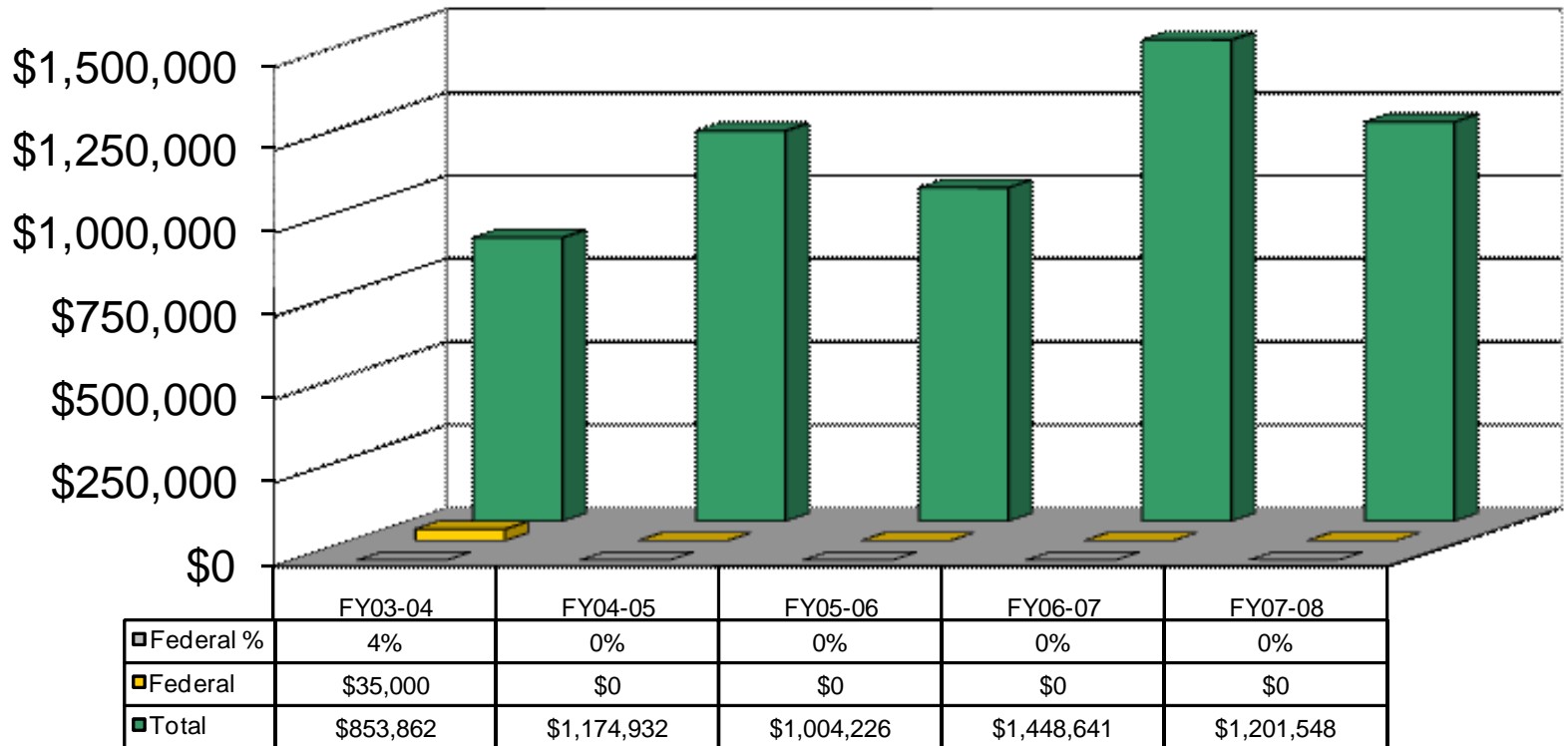
US Department of Energy Earmarks



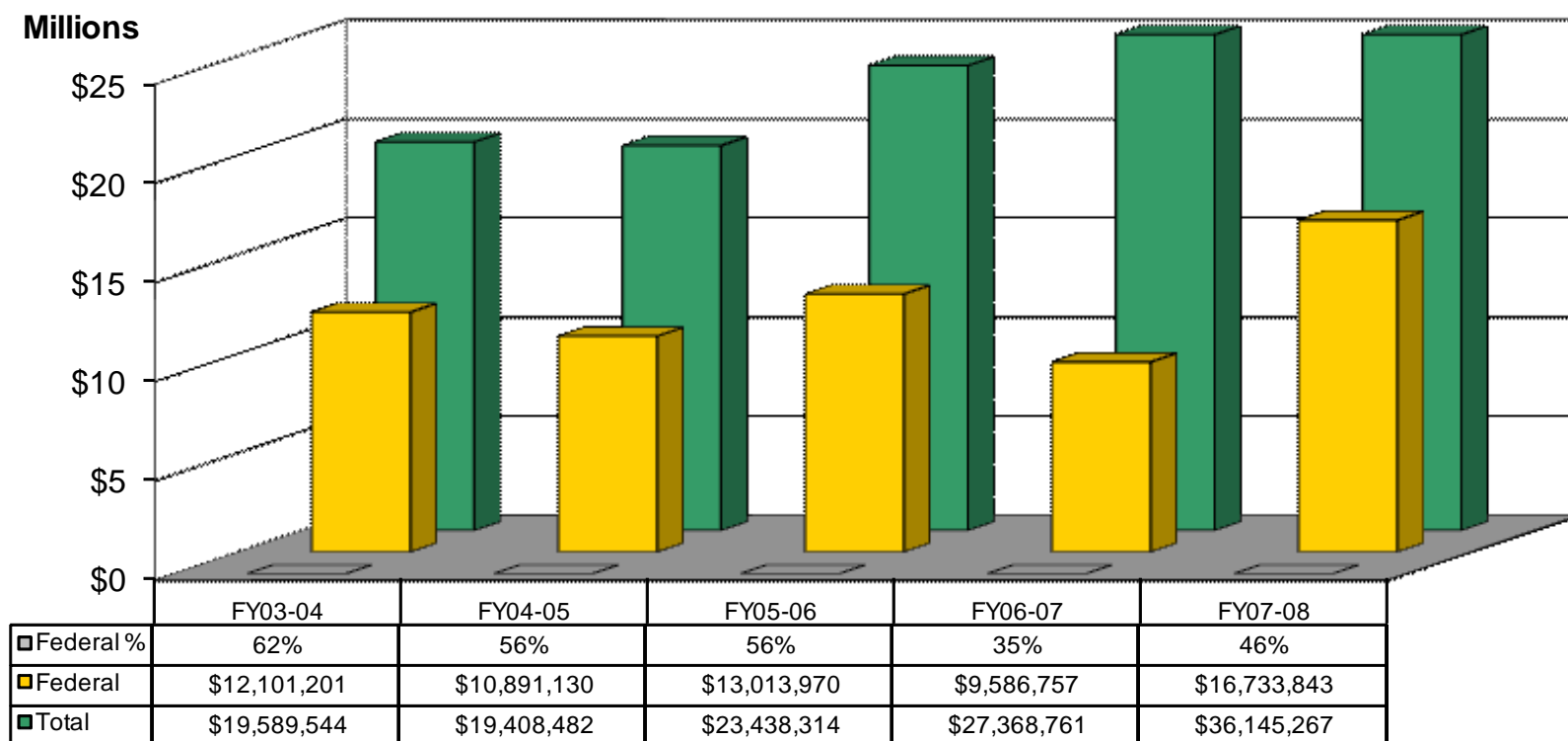
Academic Affairs

School of Architecture
College of Arts & Sciences
College of Business Administration
College of Education
College of Engineering
College of Marine Science
College of Visual & Performing Arts
Florida Mental Health Institute

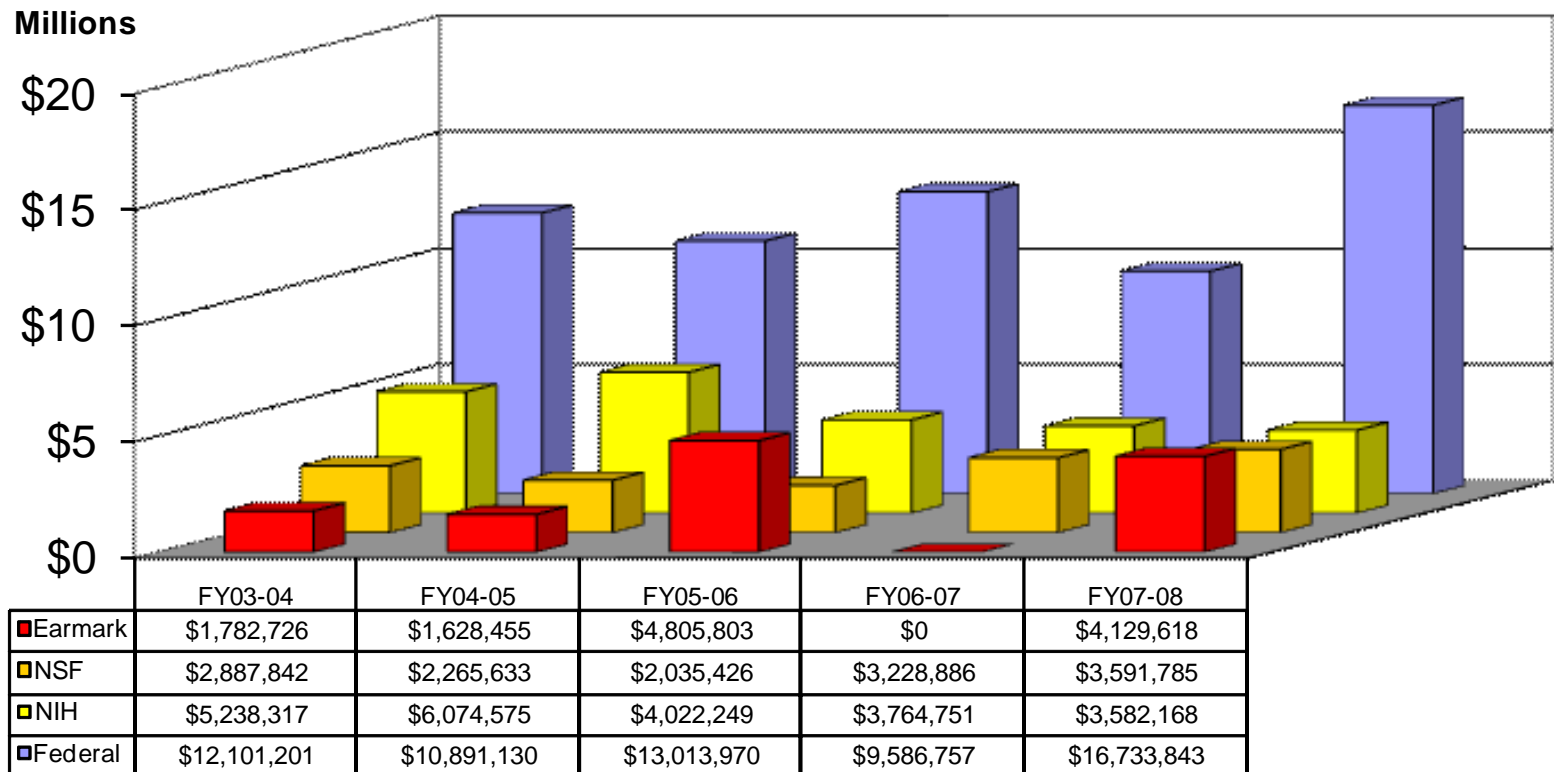
School of Architecture Contract and Grant Awards



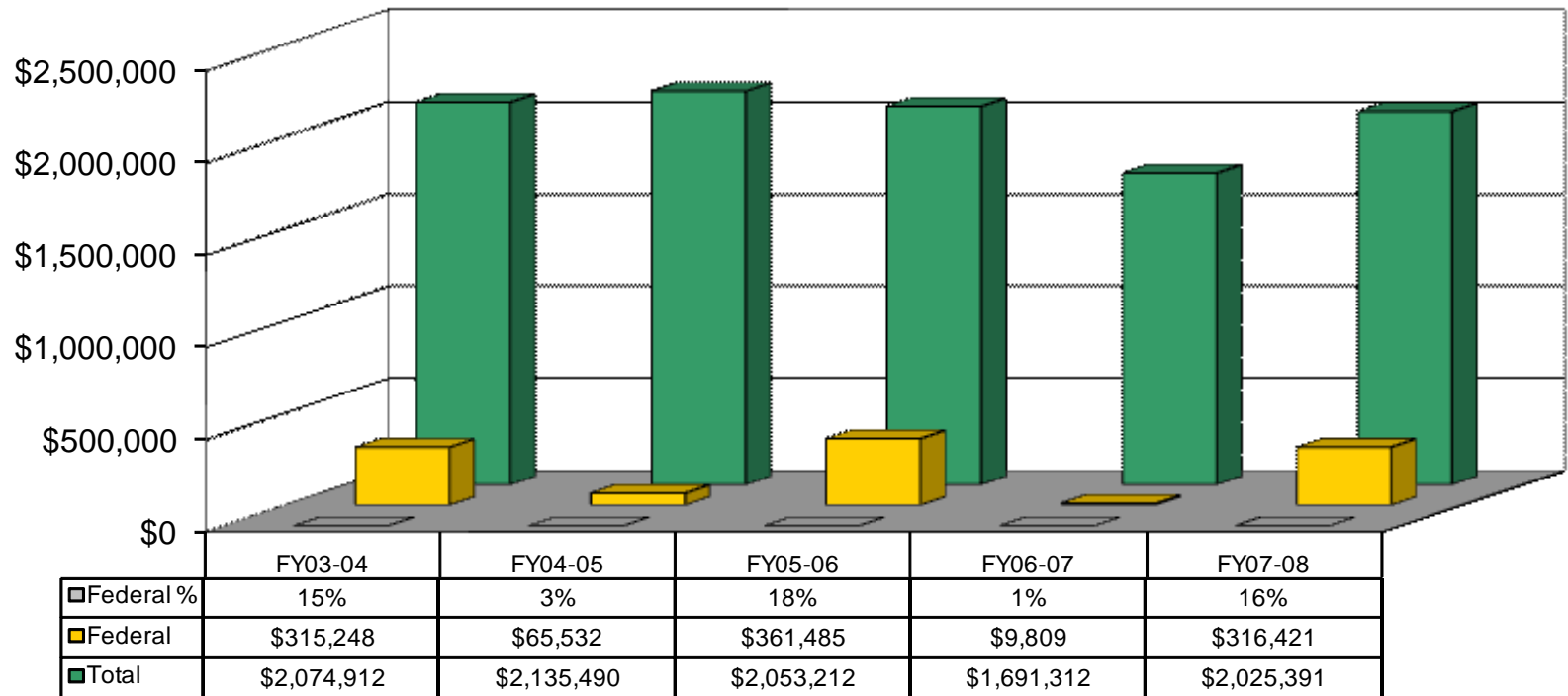
College of Arts & Sciences Contract and Grant Awards



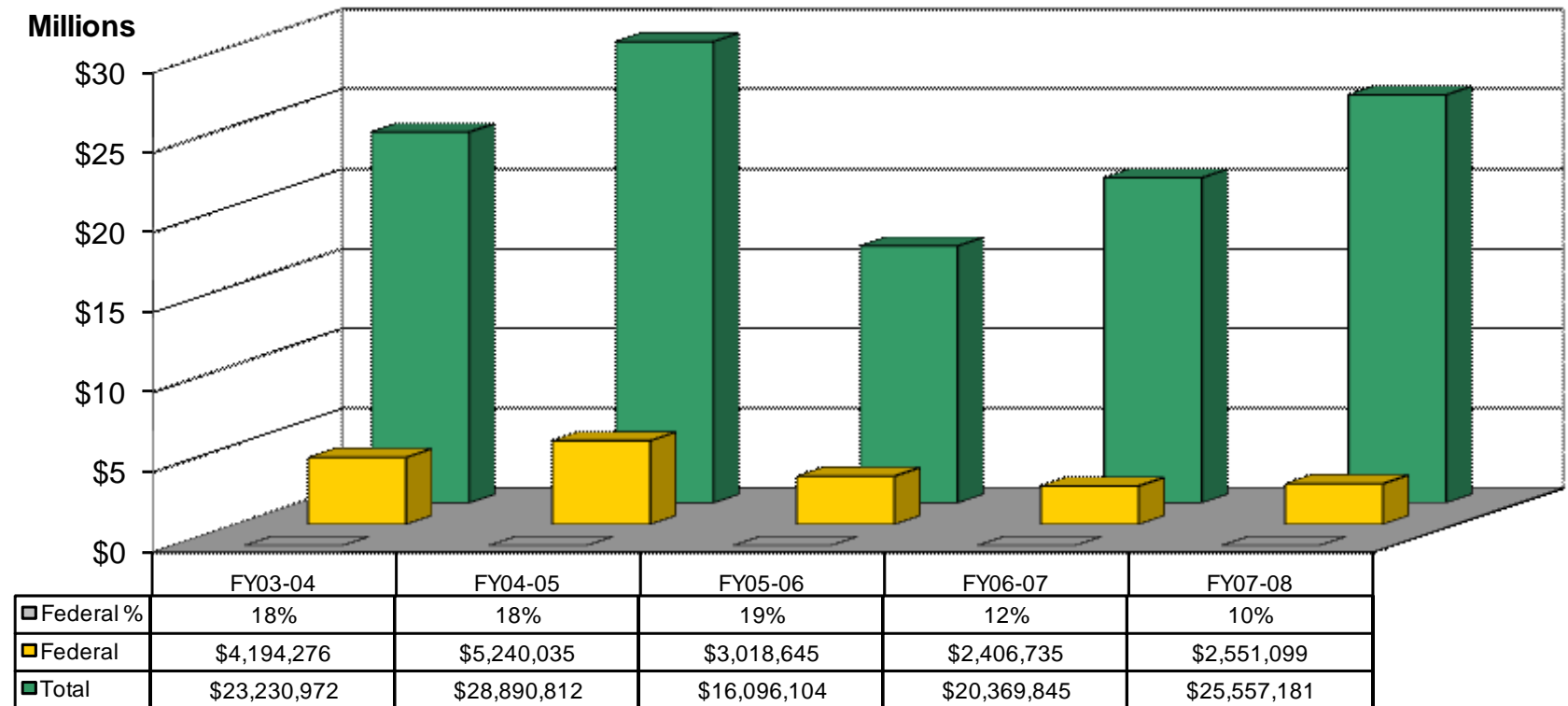
College of Arts & Sciences Federal Contract and Grant Awards



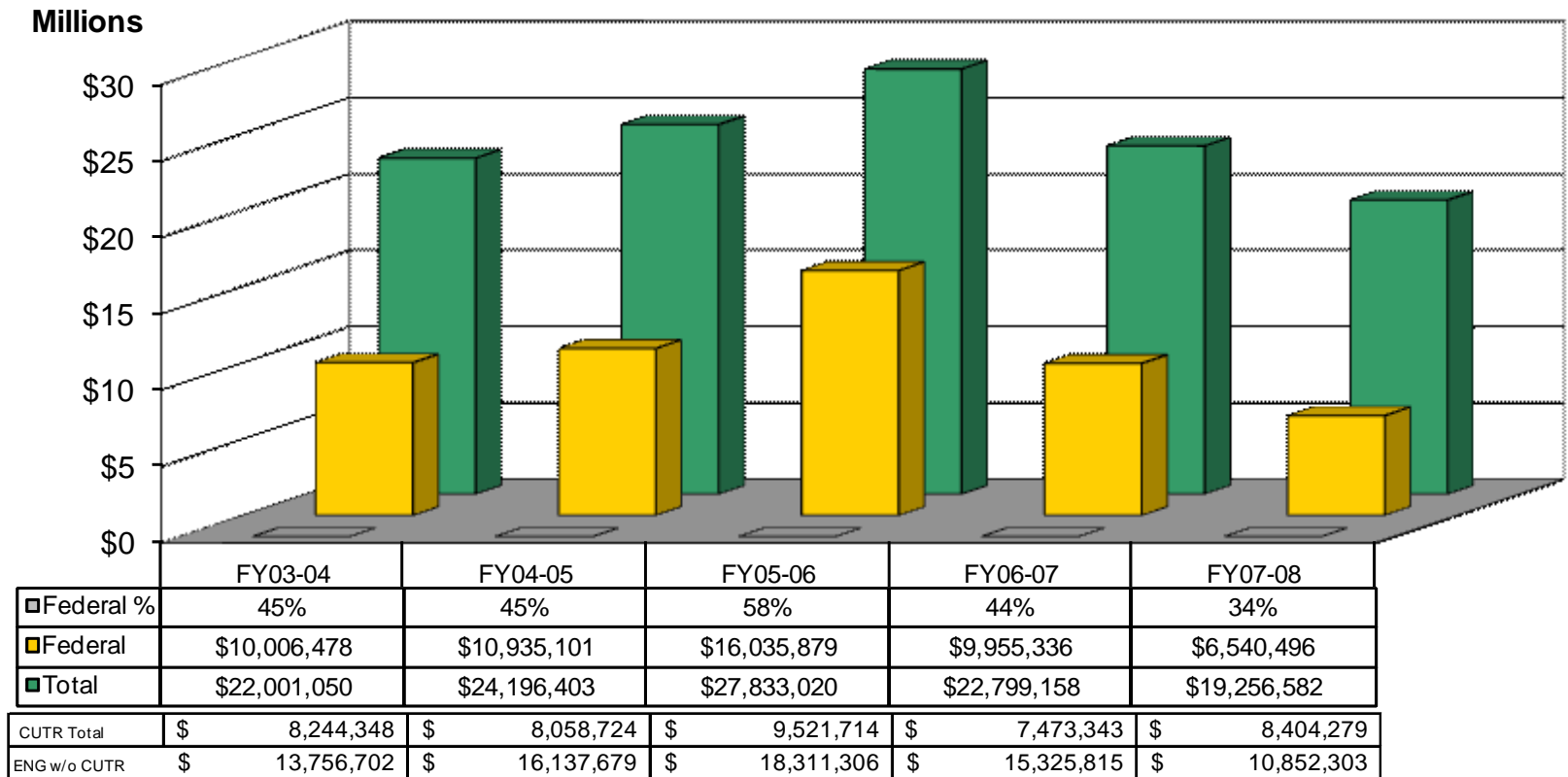
College of Business Administration Contract and Grant Awards



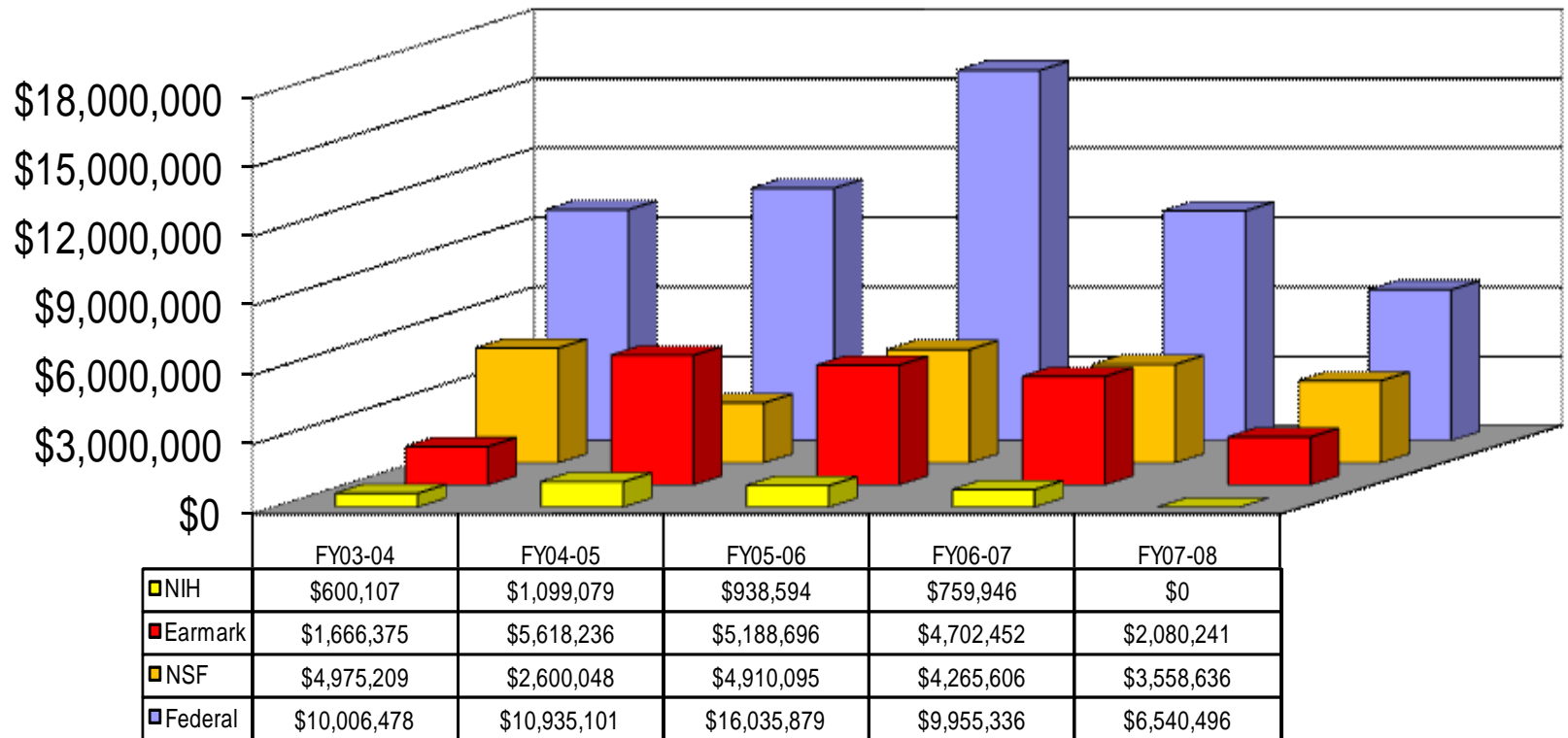
College of Education Contract and Grant Awards



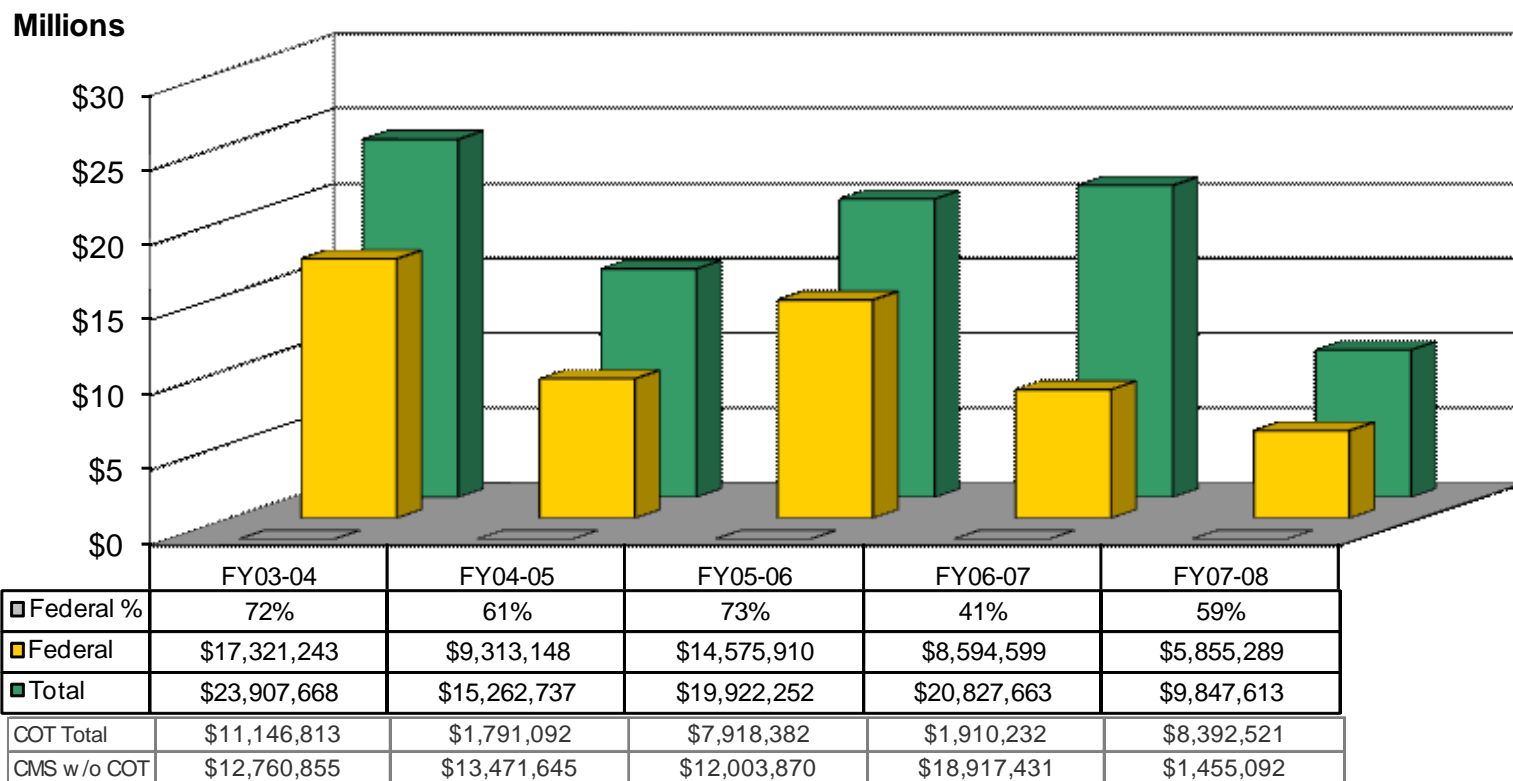
College of Engineering Contract and Grant Awards



College of Engineering – Federal Awards

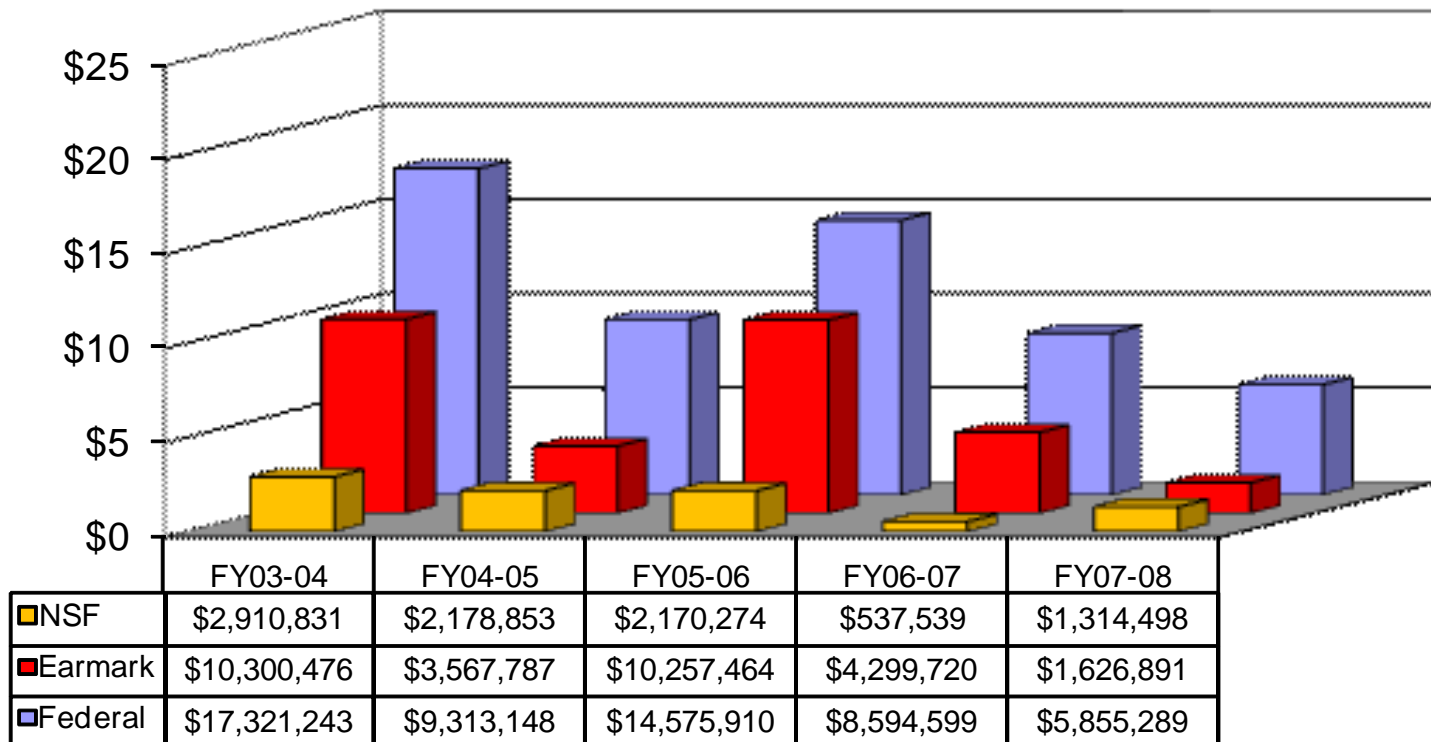


College of Marine Science Contract and Grant Awards

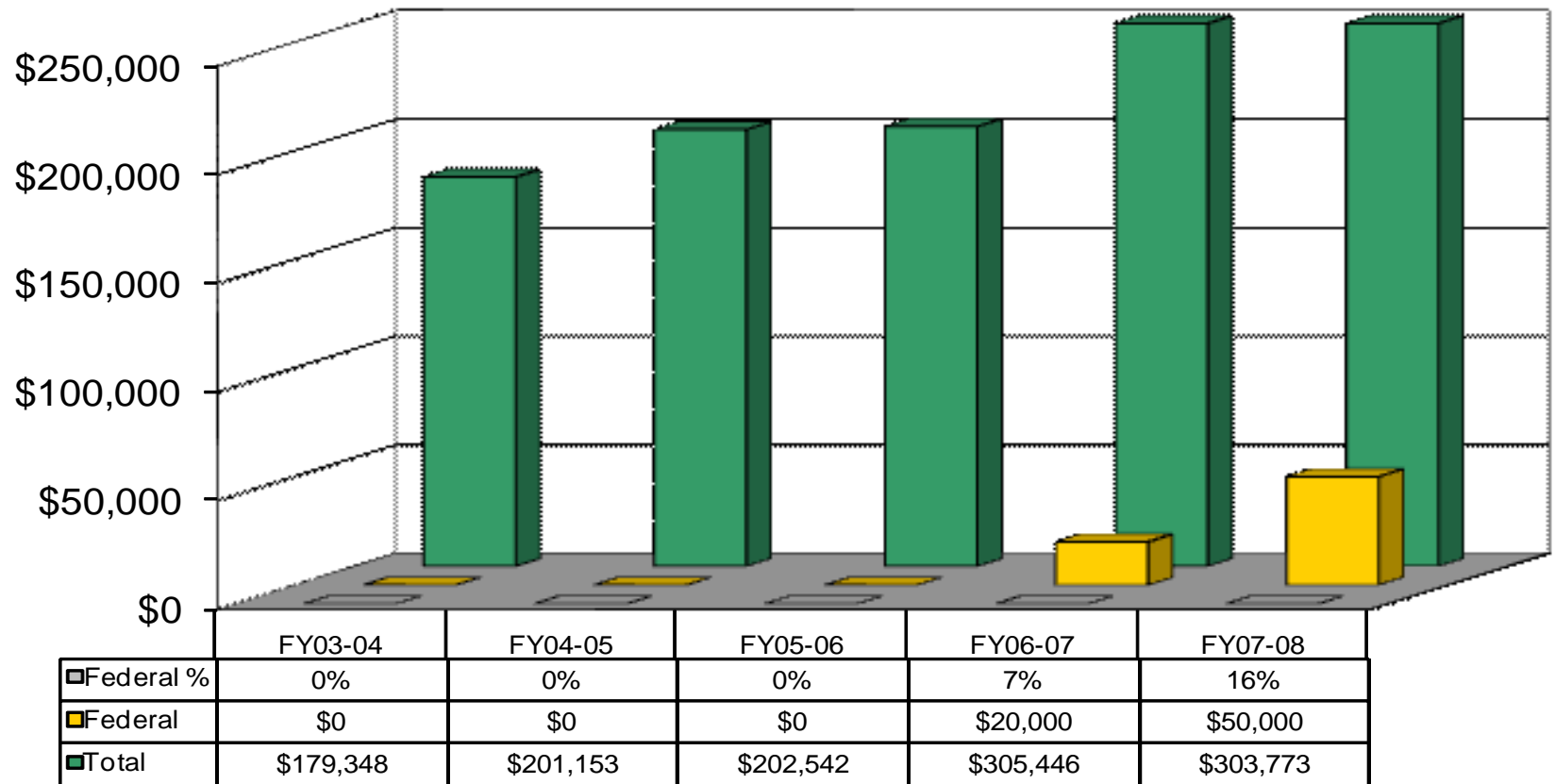


College of Marine Science – Federal Awards

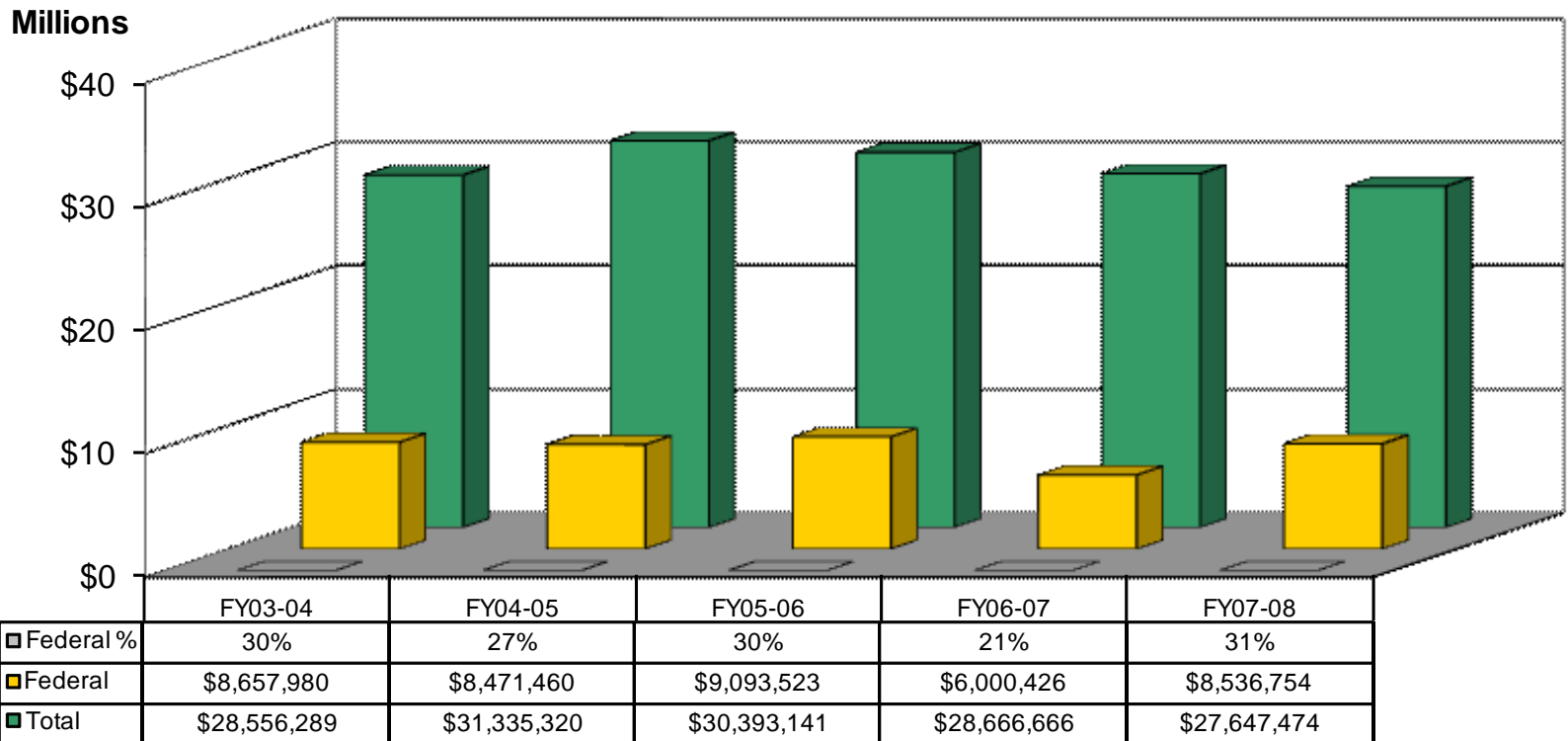
Millions



College of Visual & Performing Arts Contract and Grant Awards

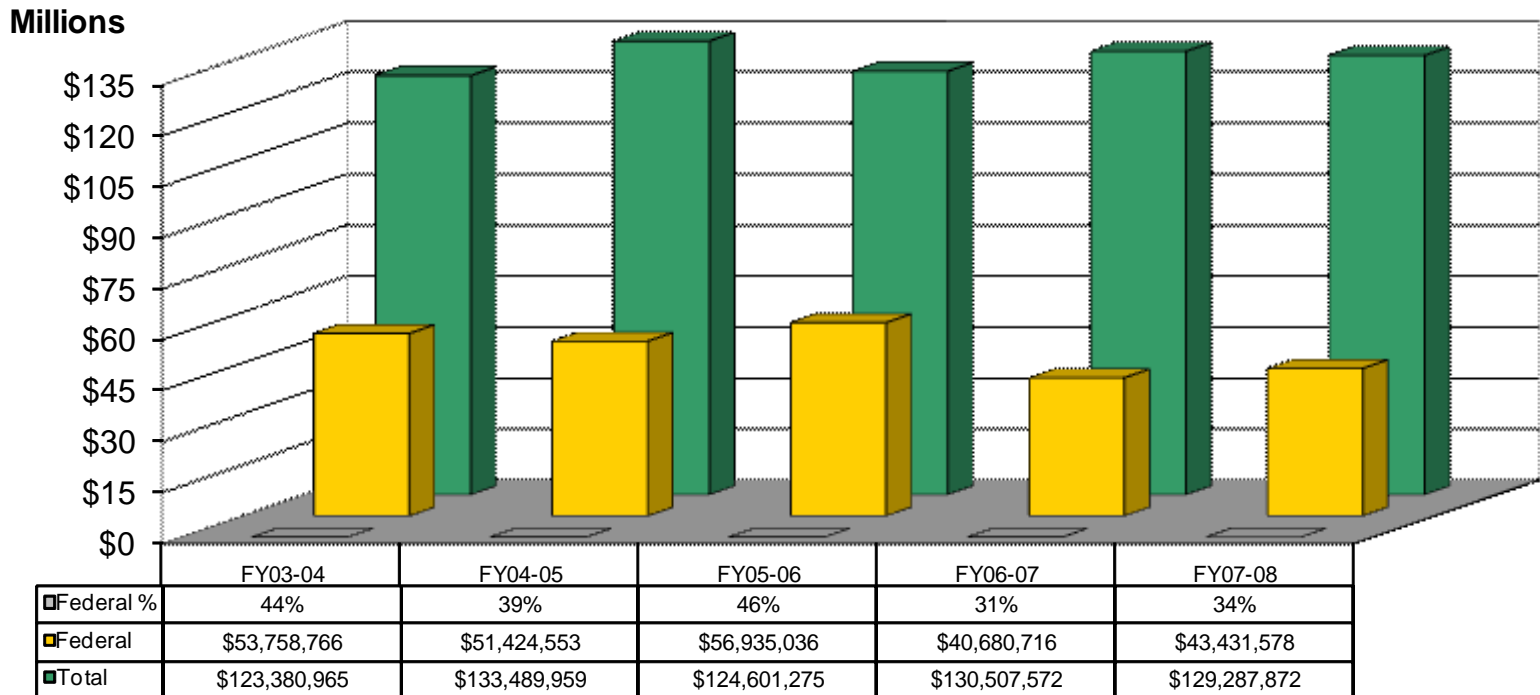


Louis de la Parte Florida Mental Health Institute Contract and Grant Awards



Academic Affairs Contract and Grant Awards

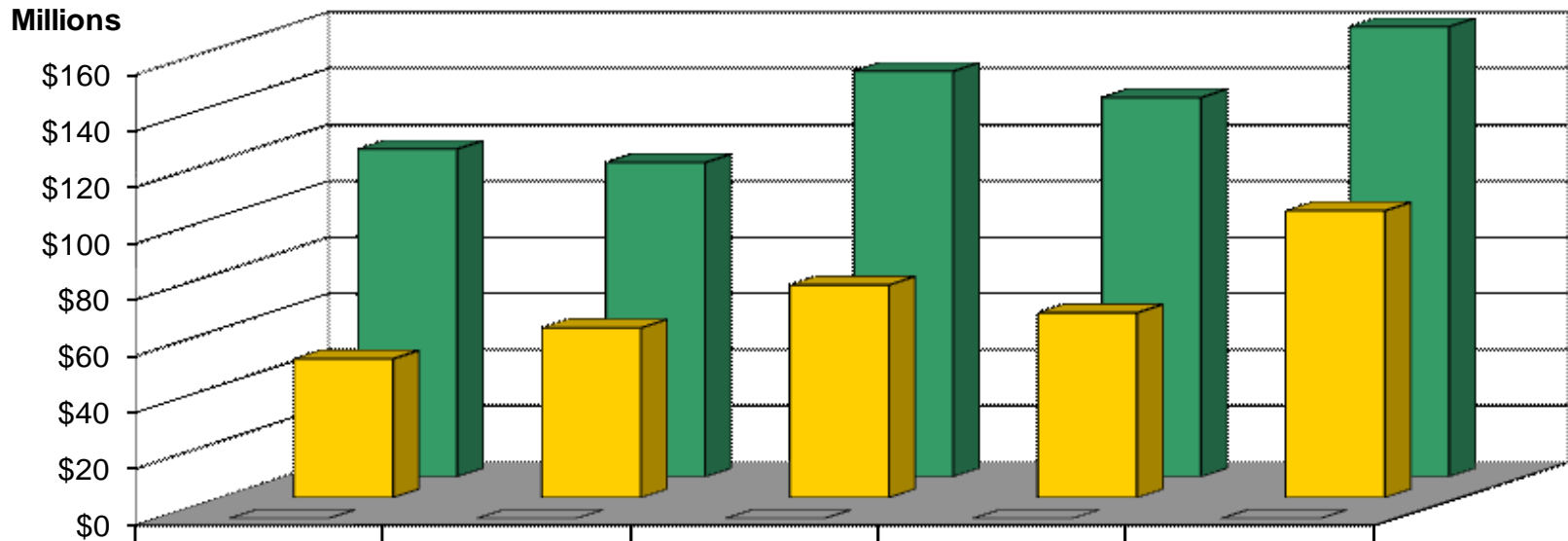
School of Architecture
College of Arts & Sciences
College of Business Administration
College of Education
College of Engineering
College of Marine Science
College of Visual & Performing Arts
Florida Mental Health Institute



USF Health

College of Medicine
College of Nursing
College of Public Health

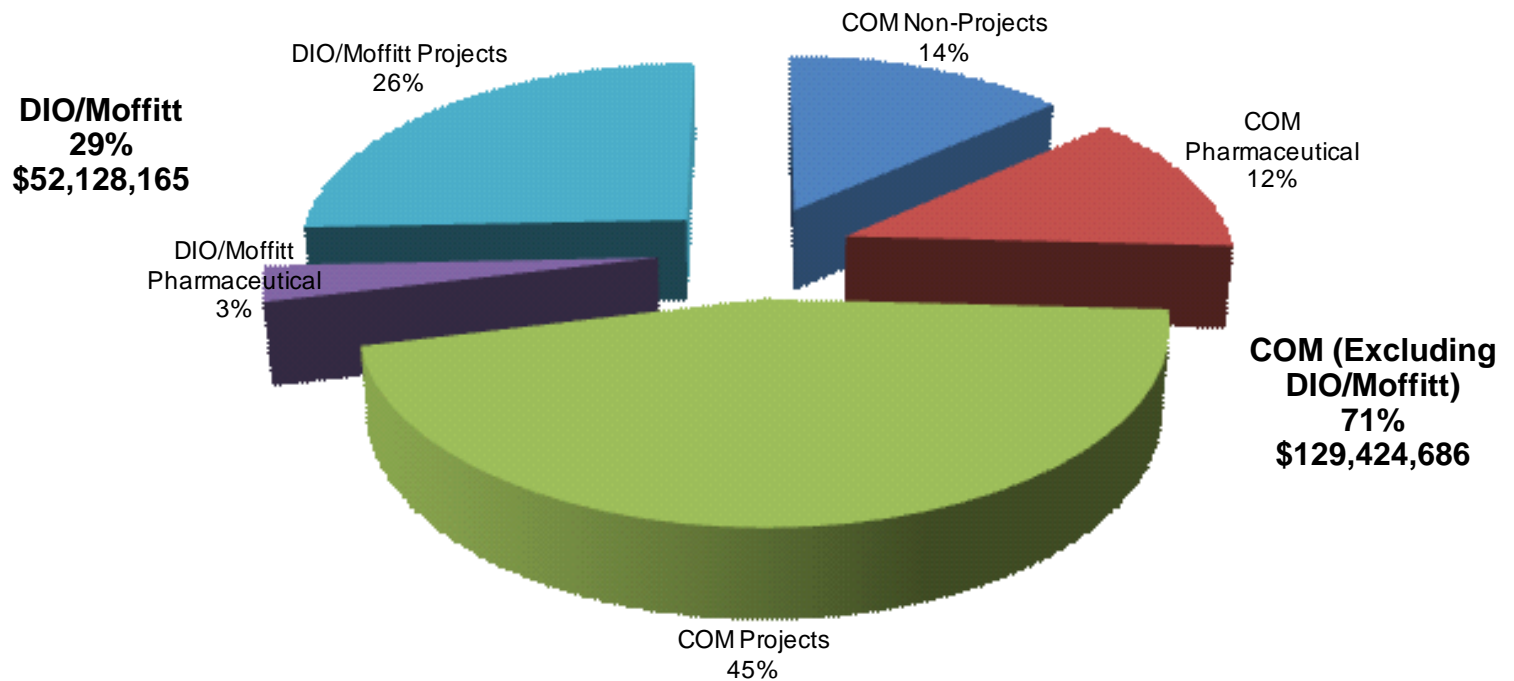
College of Medicine Contract and Grant Awards



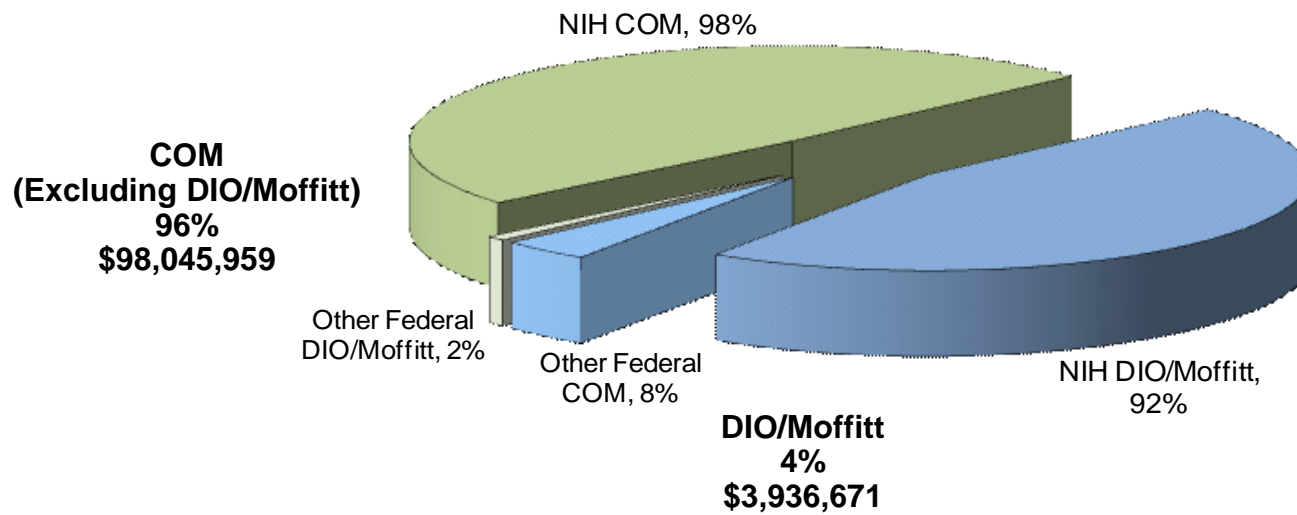
	FY03-04	FY04-05	FY05-06	FY06-07	FY07-08
■ Federal %	42%	54%	52%	49%	56%
■ Federal	\$49,356,645	\$60,349,225	\$75,616,403	\$65,733,433	\$101,982,630
■ Total	\$116,476,131	\$111,715,595	\$144,150,419	\$134,806,130	\$181,552,851

DIO/Moffitt	\$ 25,228,872	\$ 26,675,970	\$ 44,429,132	\$ 41,762,006	\$ 52,128,165
COM w/o DIO/Moffitt	\$ 91,247,259	\$ 85,039,625	\$ 99,721,287	\$ 93,044,124	\$ 129,424,686

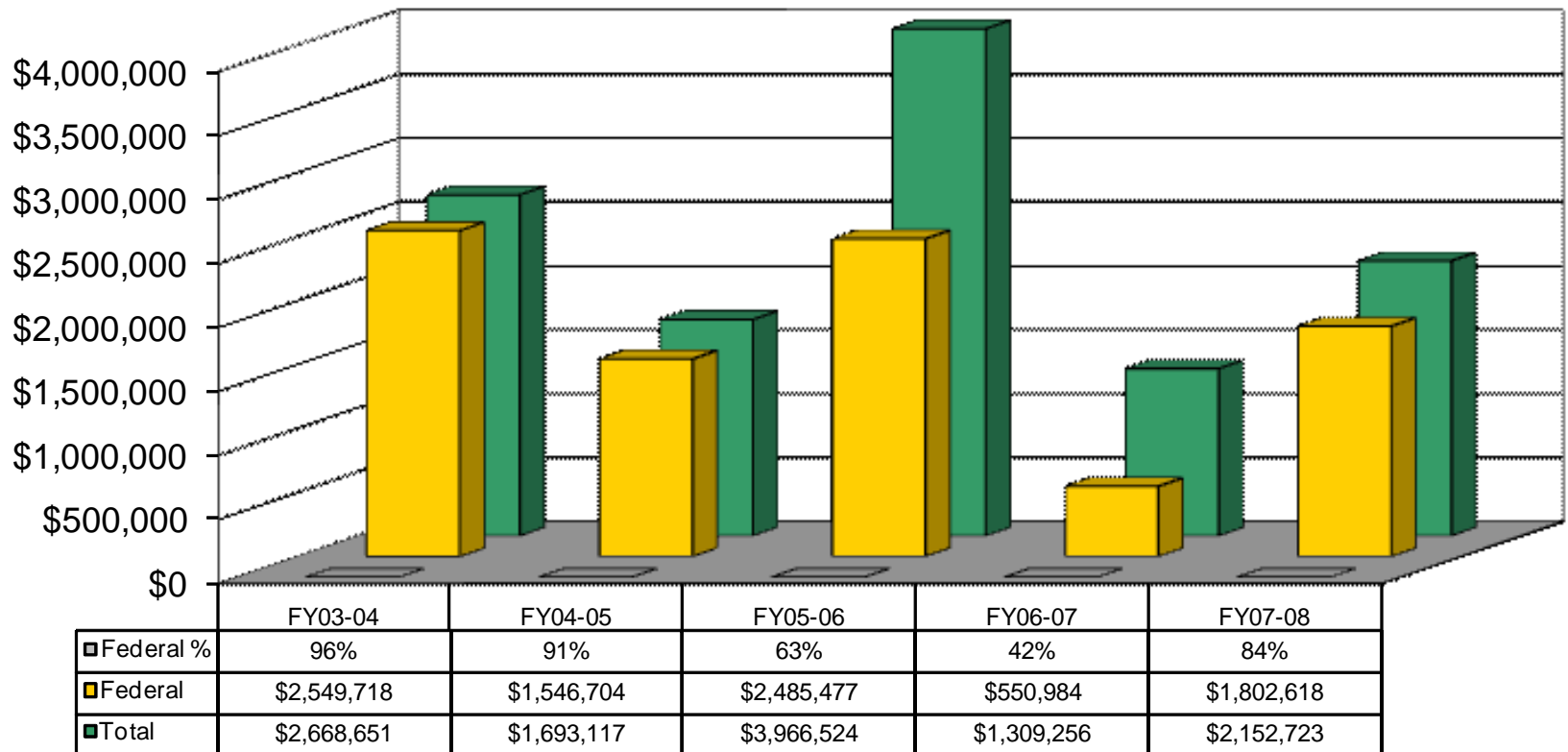
College of Medicine Contract and Grant Type of Awards



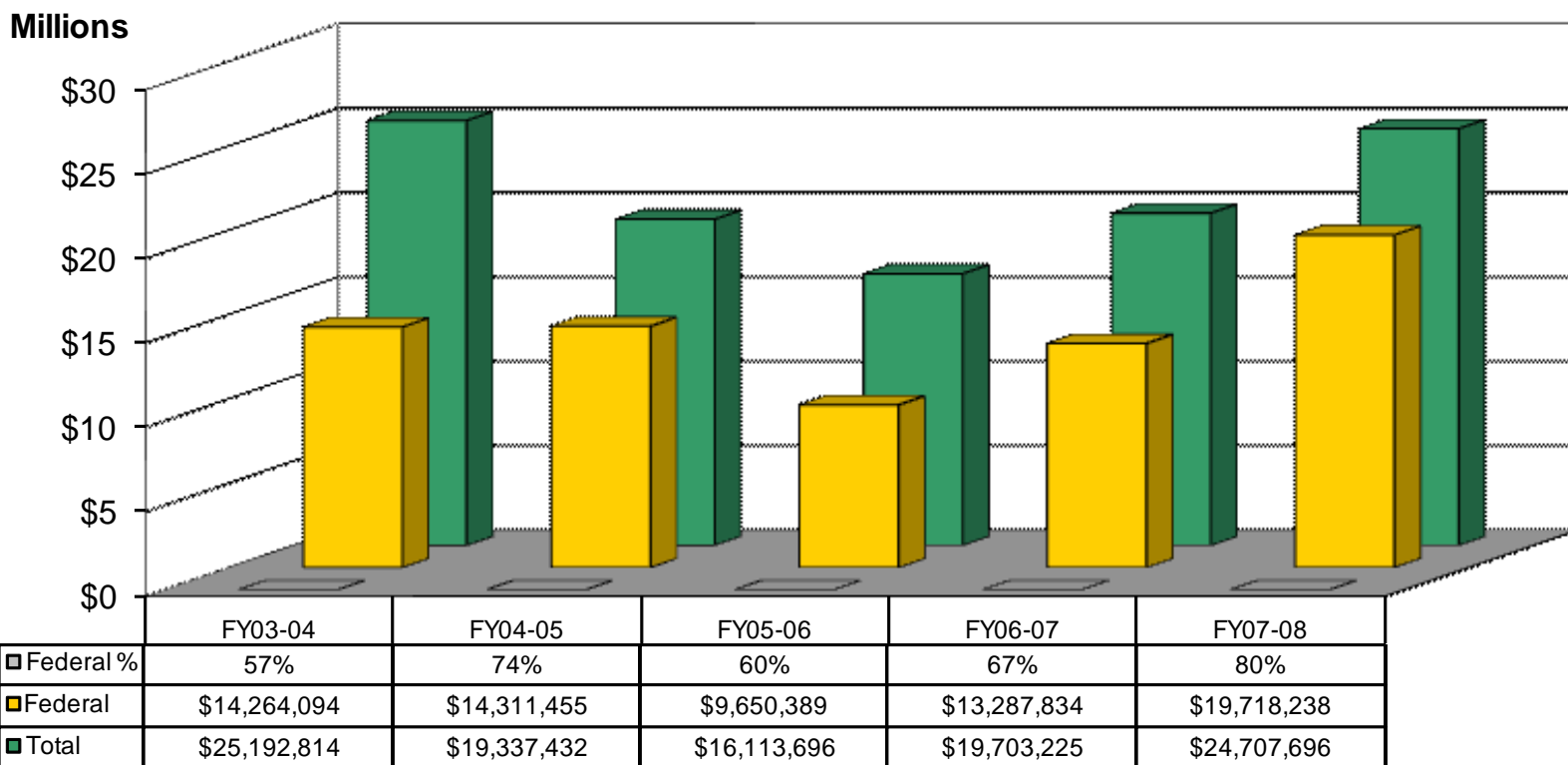
College of Medicine Federal Contract and Grant Awards



College of Nursing Contract and Grant Awards



College of Public Health Contract and Grant Awards



USF Health Summary Contract and Grant Awards

