



USF

UNIVERSITY OF

SOUTH FLORIDA

Contract and Grant Award Data

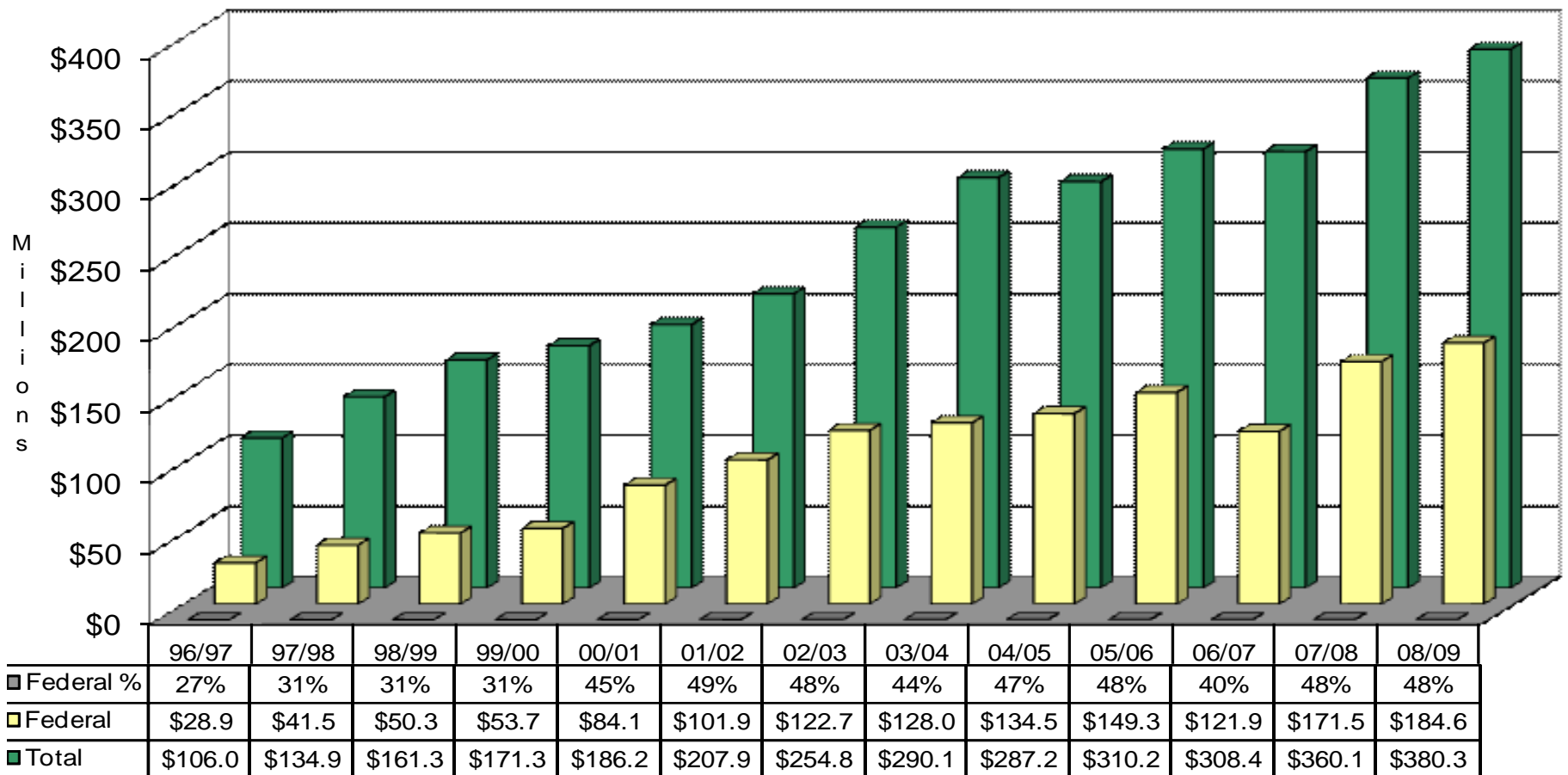
Fiscal Year 2009

Karen A. Holbrook

Vice President for Research & Innovation

August 21, 2009

Contract & Grants 12 Year History



College/Area 3-Year Comparison External Funding

COLLEGE/AREA	FY06-07	FY07-08	FY08-09
ACADEMIC AFFAIRS	\$ 7,030,080	\$ 5,651,598	\$ 4,086,126
COLLEGE OF ARTS AND SCIENCES	18,368,905	25,952,718	29,792,169
COLLEGE OF BEHAVIORAL AND COMMUNITY SCIENCES	37,666,523	37,823,248	36,654,706
COLLEGE OF BUSINESS ADMINISTRATION	1,691,312	2,025,391	2,443,507
COLLEGE OF EDUCATION	20,369,845	25,557,181	23,213,196
COLLEGE OF ENGINEERING	22,799,158	19,256,582	21,311,102
COLLEGE OF MARINE SCIENCE	20,827,663	9,847,613	8,475,177
COLLEGE OF MEDICINE	134,806,130	181,552,851	212,177,283
COLLEGE OF NURSING	1,309,256	2,152,723	2,048,923
COLLEGE OF PUBLIC HEALTH	19,703,225	24,707,696	18,179,460
COLLEGE OF THE ARTS	1,754,087	1,505,321	1,094,579
DIVISION OF PUBLIC SAFETY	-	318,078	1,680,000
HONORS COLLEGE	93,055	113,071	89,155
OFFICE OF RESEARCH & INNOVATION	8,000,000	8,721,387	5,509,866
OFFICE OF THE PRESIDENT	481,585	439,922	216,952
STUDENT AFFAIRS	279,318	297,508	7,500
UNIVERSITY ADVANCEMENT	6,821,945	7,751,836	9,931,845
UNIVERSITY SERVICES	4,277,633	5,152,523	640,683
USF POLYTECHNIC (Lakeland)	210,863	56,717	892,124
USF SARASOTA/MANATEE	133,102	462,892	159,775
USF ST. PETERSBURG	1,805,594	822,717	1,721,747
TOTAL FUNDING	\$308,429,278	\$360,169,573	\$380,325,875

Prior year reporting has been adjusted to reflect current year College/Area reorganizations.
Prior year reports on DSR website have not been changed.

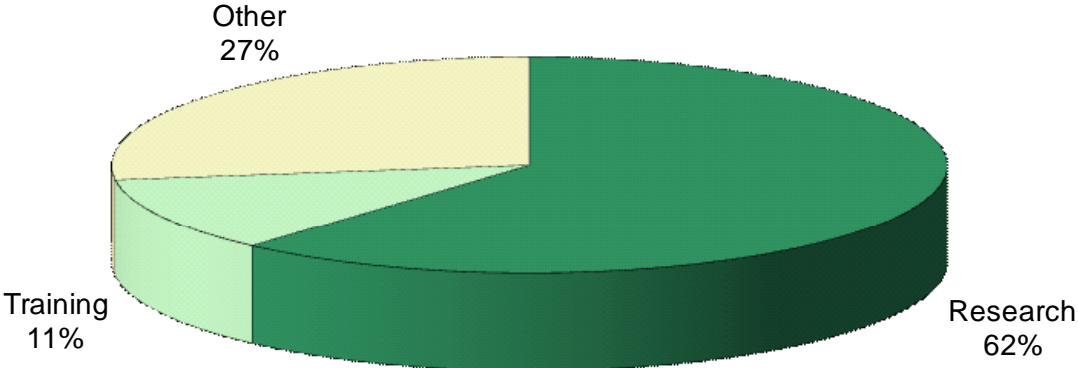
Recovery of Facilities & Administrative Costs (Indirect Costs): Summary by College or Area, FY08/09

(Note: USF's negotiated rate is 47%)

COLLEGE/AREA	Expenditures*	Indirect Costs	% Recovered
ACADEMIC AFFAIRS	3,930,280	56,732	1.4%
COLLEGE OF ARTS AND SCIENCES	15,981,722	4,837,119	30.3%
COLLEGE OF BEHAVIORAL AND COMMUNITY SCIENCES	30,377,976	2,731,154	9.0%
COLLEGE OF BUSINESS ADMINISTRATION	1,822,340	208,324	11.4%
COLLEGE OF EDUCATION	20,534,928	1,825,789	8.9%
COLLEGE OF ENGINEERING	15,936,752	3,697,472	23.2%
COLLEGE OF MARINE SCIENCE	9,719,955	2,244,174	23.1%
COLLEGE OF THE ARTS	913,000	149,341	16.4%
HONORS COLLEGE	121,682	12,836	10.5%
COLLEGE OF MEDICINE	76,094,767	10,472,156	13.8%
COLLEGE OF NURSING	1,513,363	332,197	22.0%
COLLEGE OF PUBLIC HEALTH	17,473,814	3,092,315	17.7%
USF POLYTECHNIC (LAKELAND)	428,747	166,663	38.9%
USF SARASOTA/MANATEE	236,313	6,197	2.6%
USF ST. PETERSBURG	138,627	14	0.0%
OFFICE OF RESEARCH & INNOVATION	2,861,424	-	0.0%
OFFICE OF THE PRESIDENT	219,256	-	0.0%
STUDENT AFFAIRS	1,643		0.0%
UNIVERSITY ADVANCEMENT	10,118,607	127,318	1.3%
UNIVERSITY SERVICES	1,990,420	56,016	2.8%
TOTAL EXPENDITURES	\$ 210,415,614	\$ 30,015,817	14.3%

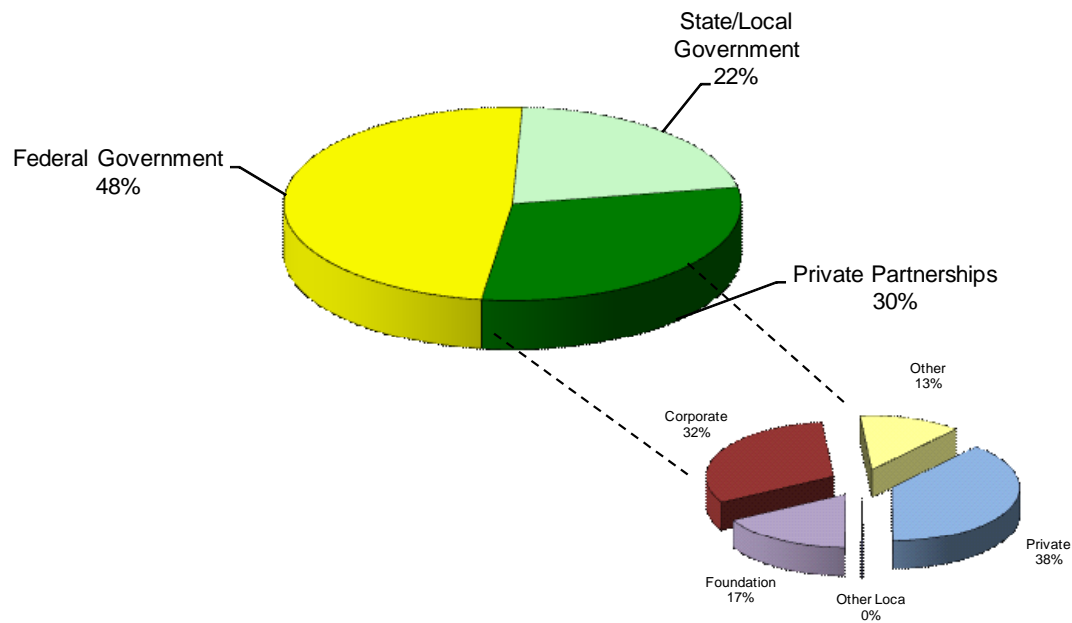
*Expenditures include both project and non-project.

Funding by Project Type



Research	Training	Other	Total
\$233,939,027	\$43,023,278	\$103,363,570	\$380,325,875

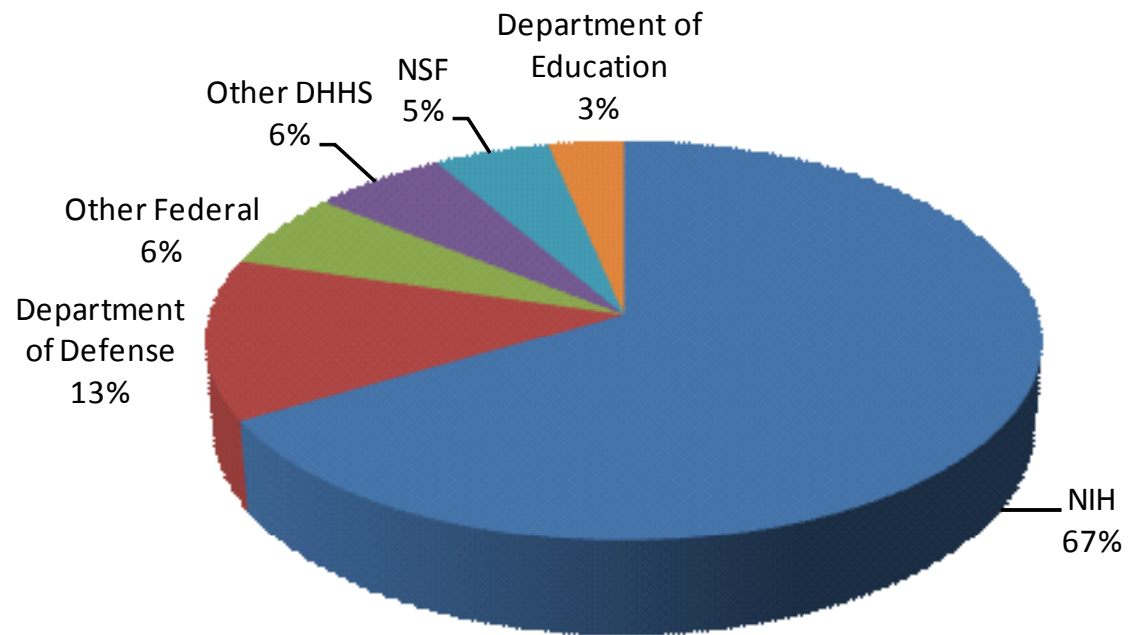
Sources of External Funding



Federal Sponsors

Federal Agency	FY06-07	FY07-08	FY08-09
Department of Commerce	\$ 797,734	\$ 841,825	\$ 383,742
Department of Defense	21,793,565	19,346,433	24,057,799
Department of Education	6,695,408	9,099,263	6,148,846
Department of Energy	282,313	961,505	656,330
Department of Health and Human Services	11,374,554	10,444,246	10,922,536
Department of Justice	127,316	370,007	311,115
Department of Labor	1,977,000	1,977,000	2,226,000
Department of the Interior	2,060,452	1,582,688	1,447,107
Department of Transportation	864,369	1,840,000	2,642,762
NASA	2,962,584	1,144,147	425,513
National Institutes of Health	62,497,386	107,490,434	122,772,298
National Science Foundation	8,433,744	9,222,198	9,402,895
Veterans Administration	485,639	6,064,807	916,018
TOTAL	\$ 121,934,186	\$ 171,500,913	\$ 184,579,467

Primary Sources of Federal Funding



NIH Funding by College/Area

COLLEGE/AREA	FY06-07	FY07-08	FY08-09
COLLEGE OF ARTS AND SCIENCES	\$ 2,844,732	\$ 3,133,388	\$ 3,660,246
COLLEGE OF BEHAVIORAL AND COMMUNITY SCIENCES	992,519	759,593	684,919
COLLEGE OF ENGINEERING	759,946	-	-
COLLEGE OF MEDICINE	55,319,597	98,045,959	113,608,569
COLLEGE OF NURSING	324,832	1,128,354	1,342,521
COLLEGE OF PUBLIC HEALTH	2,087,115	4,342,140	2,895,043
OFFICE OF RESEARCH & INNOVATION	-	-	500,000
USF ST. PETERSBURG	168,645	81,000	81,000
NIH Total	\$ 62,497,386	\$ 107,490,434	\$ 122,772,298

Prior year reporting has been adjusted to reflect current year College/Area reorganizations.
 Prior year reports on DSR website have not been changed.

NSF Funding by College/Area

COLLEGE/AREA	FY06-07	FY07-08	FY08-09
ACADEMIC AFFAIRS	\$ 81,000	\$ 121,500	\$ 99,696
COLLEGE OF ARTS AND SCIENCES	3,228,886	3,591,785	3,491,405
COLLEGE OF BEHAVIORAL AND COMMUNITY SCIENCES	114,852	117,853	35,100
COLLEGE OF BUSINESS ADMINISTRATION	4,499	316,421	-
COLLEGE OF ENGINEERING	4,265,606	3,558,636	3,689,291
COLLEGE OF MARINE SCIENCE	537,539	1,314,498	1,690,376
COLLEGE OF PUBLIC HEALTH	-	-	80,000
HONORS COLLEGE	88,055	88,601	89,155
USF POLYTECHNIC (Lakeland)	113,307	-	46,954
USF ST. PETERSBURG	-	112,904	180,918
NSF Total	\$ 8,433,744	\$ 9,222,198	\$ 9,402,895

Prior year reporting has been adjusted to reflect current year College/Area reorganizations.
 Prior year reports on DSR website have not been changed.

NSF SURVEY OF FEDERAL R&D EXPENDITURES IN SCIENCE & ENGINEERING

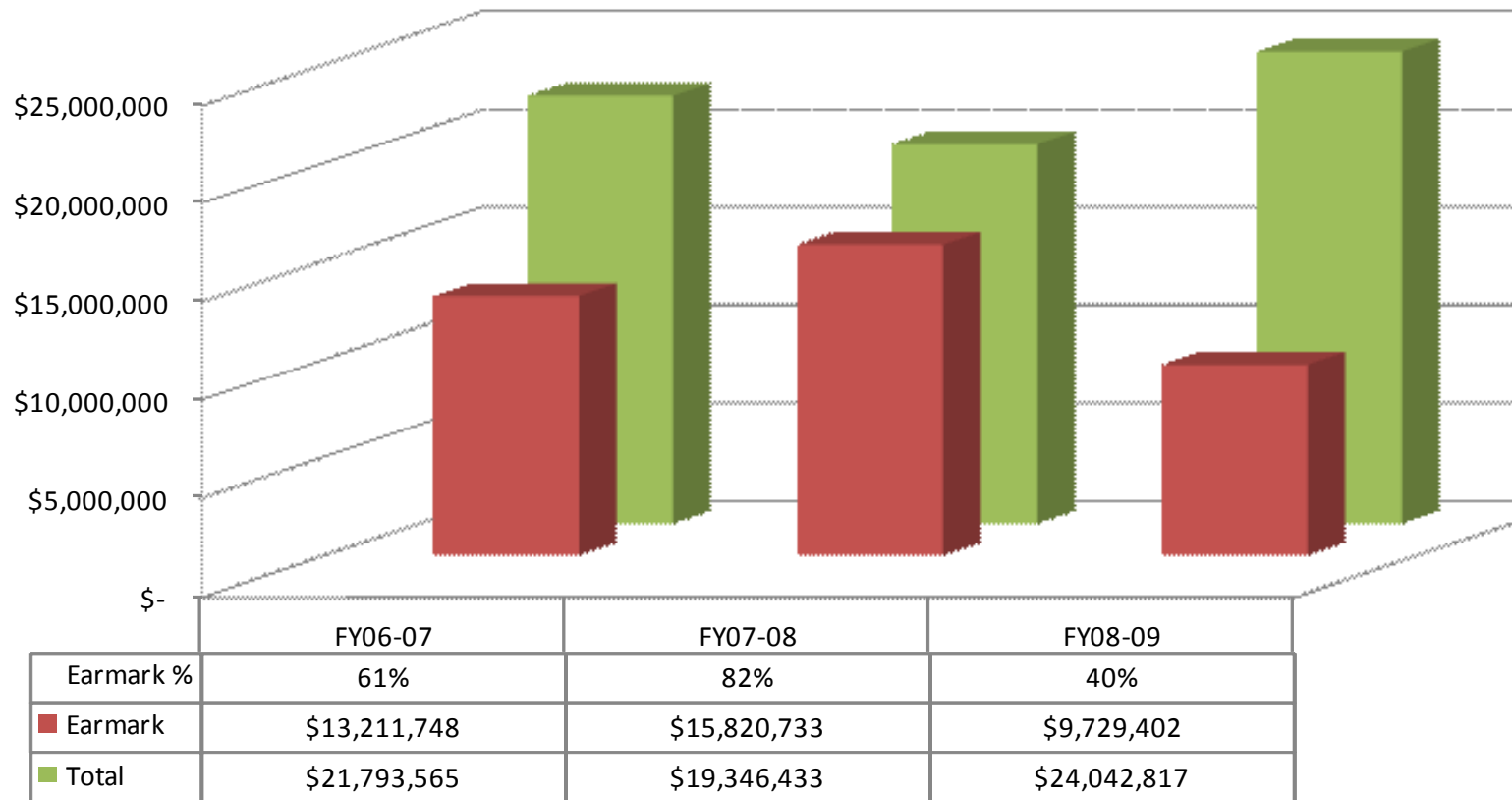
FISCAL YEAR RANKINGS												
University by 2008 Rank	Affil.	FY03	FY04	Diff. 04:03	FY05	Diff. 05:04	FY06	Diff. 05:06	FY07	Diff. 06:07	FY08	Diff. 07:08
U Alabama, Birmingham	Peer	26	28	-2	28	--	27	+1	30	-3	27	+3
U Florida	SUS	41	38	3	39	-1	39	--	41	-2	45	-4
U Cincinnati	Peer	42	44	-2	45	-1	50	-5	36	+14	47	-11
U Illinois-Chicago	Peer	47	45	2	48	-3	47	+1	49	-2	52	-3
U California, Irvine	Peer	55	56	-1	56	--	59	-3	57	+2	56	+1
U South Florida	SUS	71	67	+4	66	+1	63	+3	62	+1	60	+2
U Miami (private)	Florida	57	62	-5	60	2	66	-6	66	--	62	+4
SUNY, Buffalo	Peer	58	60	-2	62	-2	64	+2	64	--	63	+1
Rutgers U	Peer	72	65	7	68	-3	73	-5	70	+3	70	--
North Carolina State	Peer	82	82	0	84	-2	72	+8	73	+1	74	-1
Florida State U	SUS	89	84	5	87	-3	86	+1	85	+1	92	-7
SUNY, Stony Brook	Peer	65	69	-4	75	-6	85	-10	88	-3	96	-8
U Central Florida	SUS	126	137	-11	149	-12	152	-3	137	+15	131	+6
Florida International U	SUS	133	135	-2	130	5	136	-6	134	+2	137	-3

Contract and Grant Awards from Congressional Earmarks

COLLEGE/AREA	Earmarks	% of Federal	Total Awards	% of Total
COLLEGE OF ARTS AND SCIENCES	\$ 2,763,344	12.7%	\$ 24,699,859	11.2%
COLLEGE OF ENGINEERING	2,015,476	19.4%	18,749,859	10.7%
COLLEGE OF MARINE SCIENCE	1,489,550	22.1%	8,300,585	17.9%
COLLEGE OF MEDICINE	3,183,331	2.3%	122,421,415	2.6%
COLLEGE OF PUBLIC HEALTH	2,819,813	18.3%	17,953,593	15.7%
Total	\$ 12,271,514	5.1%	\$ 273,771,329	4.5%

Prior year reporting has been adjusted to reflect current year College/Area reorganizations.
 Prior year reports on DSR website have not been changed.

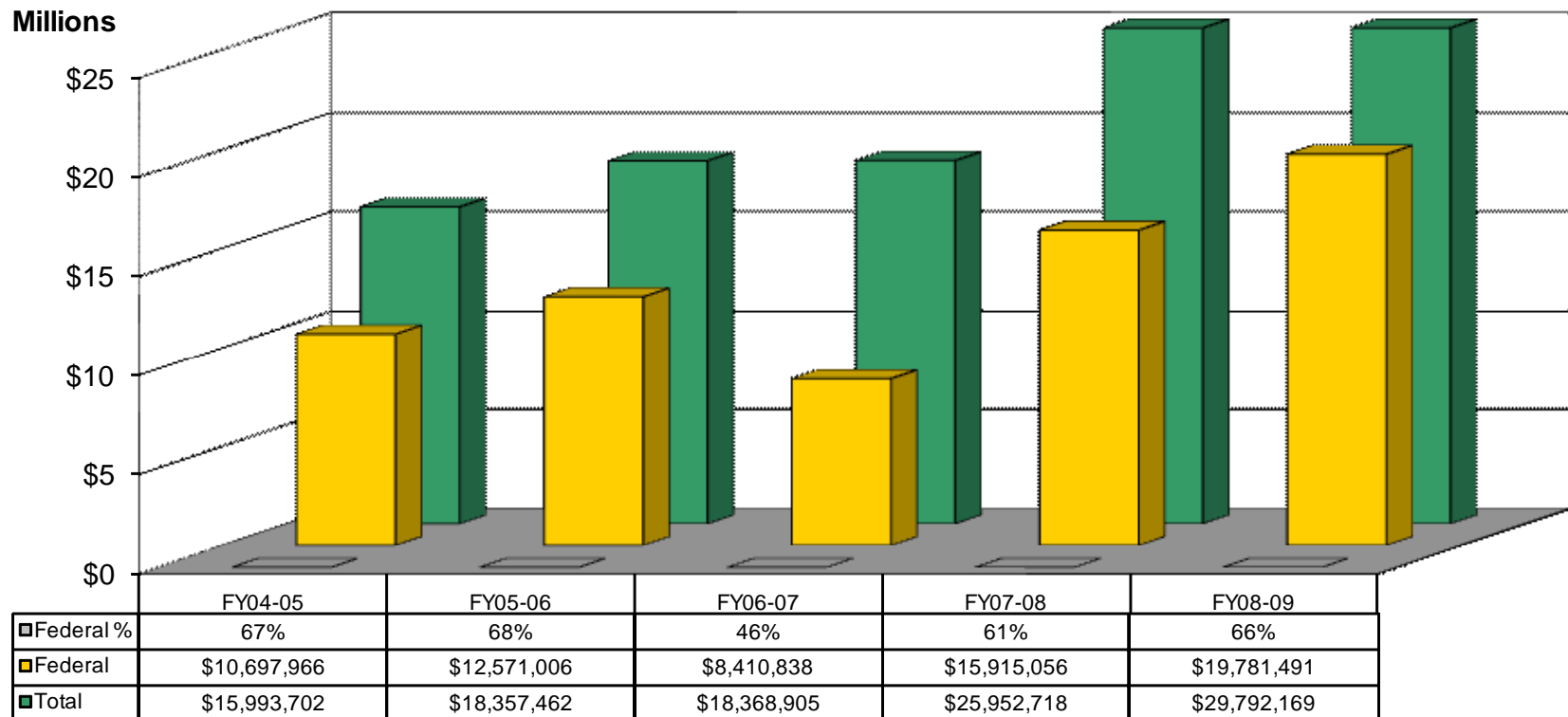
US Department of Defense Earmarks



Academic Affairs

College of Arts & Sciences
College of Behavioral and Community Sciences
College of Business Administration
College of Education
College of Engineering
College of Marine Science
College of The Arts

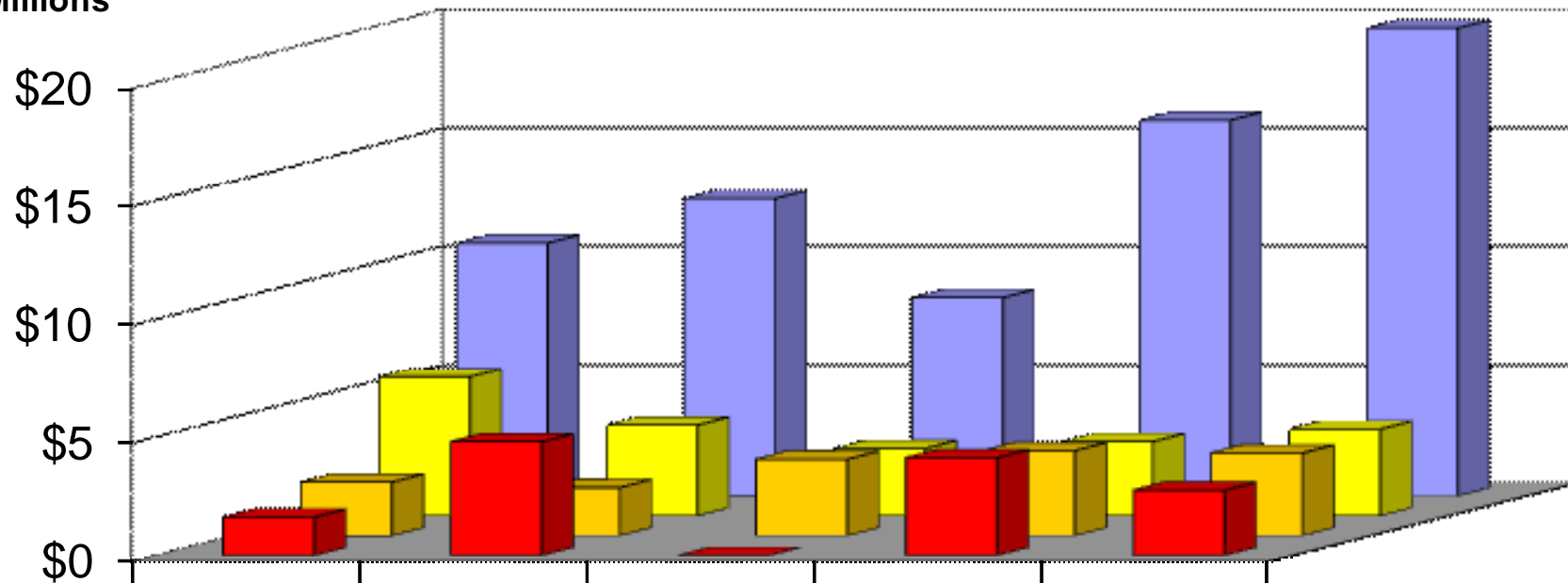
College of Arts & Sciences Contract and Grant Awards



Prior year reporting has been adjusted to reflect current year College/Area reorganizations.
Prior year reports on DSR website have not been changed.

College of Arts & Sciences Federal Contract and Grant Awards

Millions

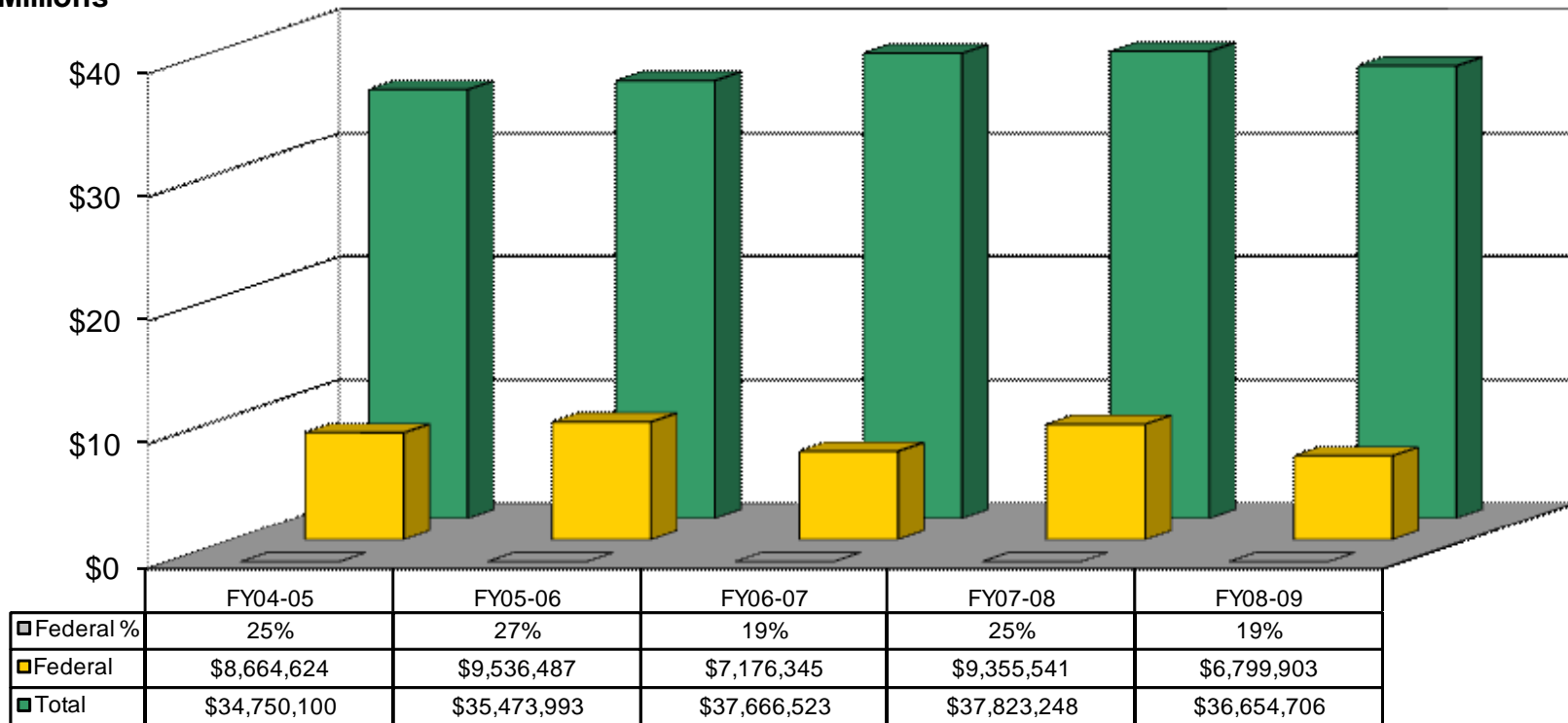


	FY04-05	FY05-06	FY06-07	FY07-08	FY08-09
■ Earmark	\$1,628,455	\$4,805,803	\$0	\$4,129,618	\$2,763,344
■ NSF	\$2,265,633	\$2,035,426	\$3,228,886	\$3,591,785	\$3,491,405
■ NIH	\$5,881,411	\$3,832,285	\$2,844,732	\$3,133,388	\$3,660,246
■ Federal	\$10,697,966	\$12,571,006	\$8,410,838	\$15,915,056	\$19,781,491

Prior year reporting has been adjusted to reflect current year College/Area reorganizations.
Prior year reports on DSR website have not been changed.

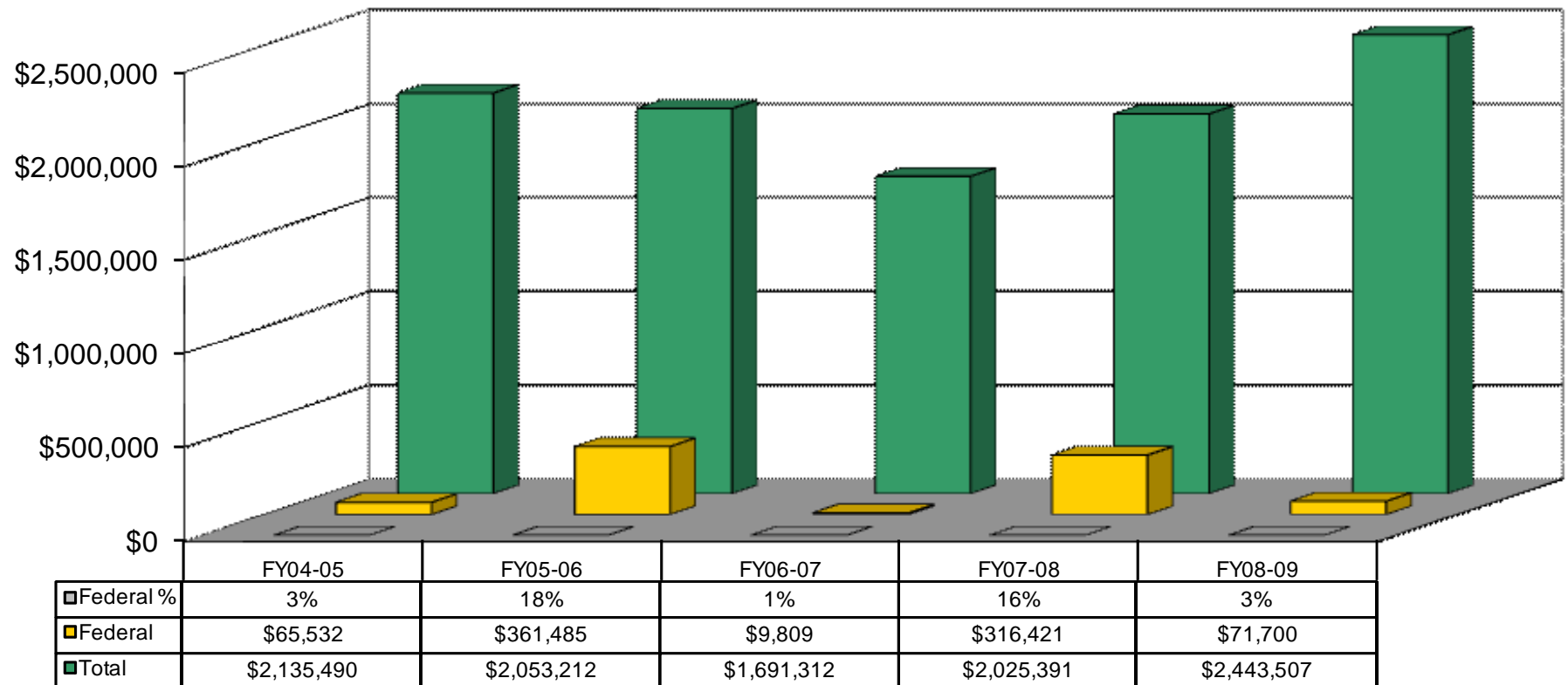
College of Behavioral and Community Sciences Contract and Grant Awards

Millions

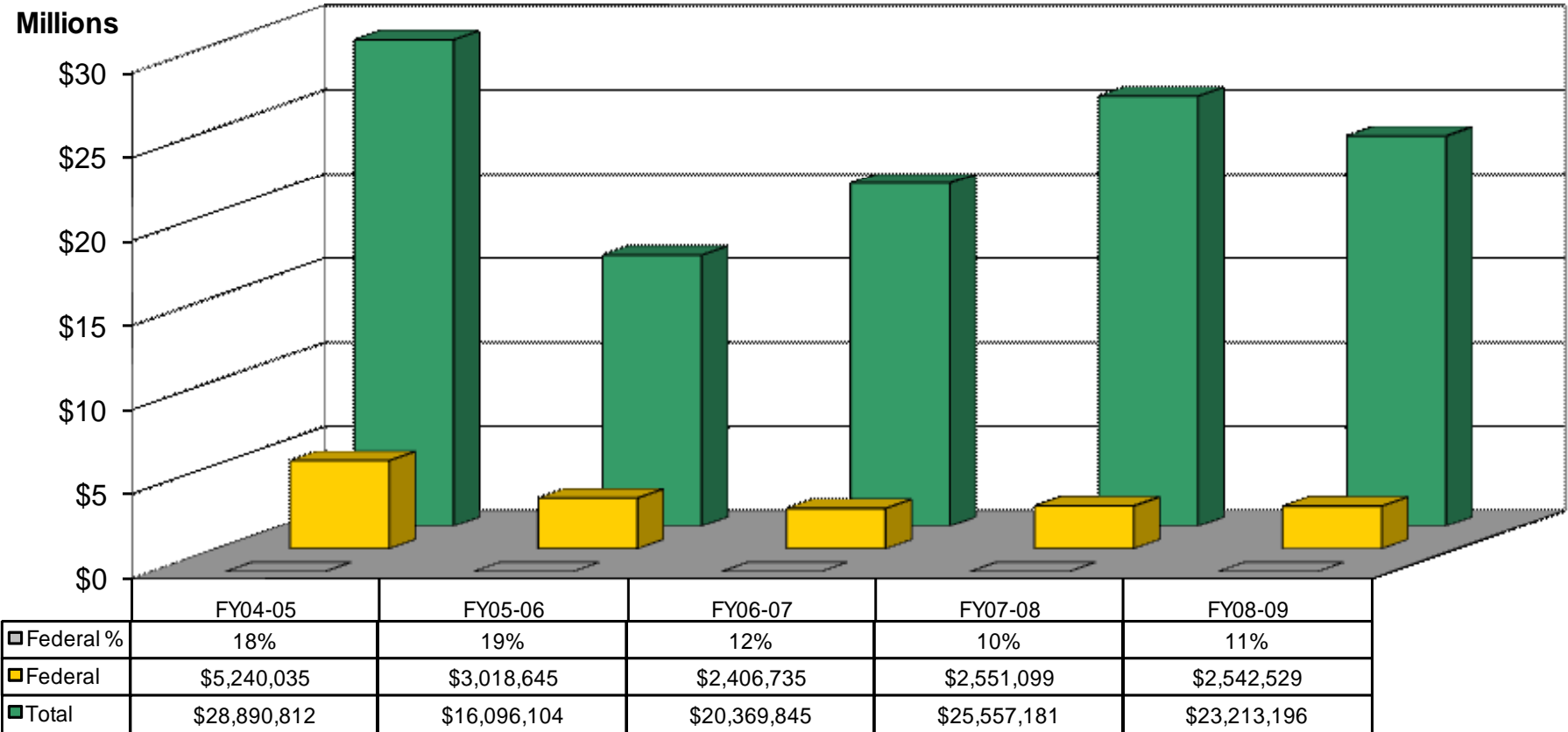


Prior year reporting has been adjusted to reflect current year College/Area reorganizations.
Prior year reports on DSR website have not been changed.

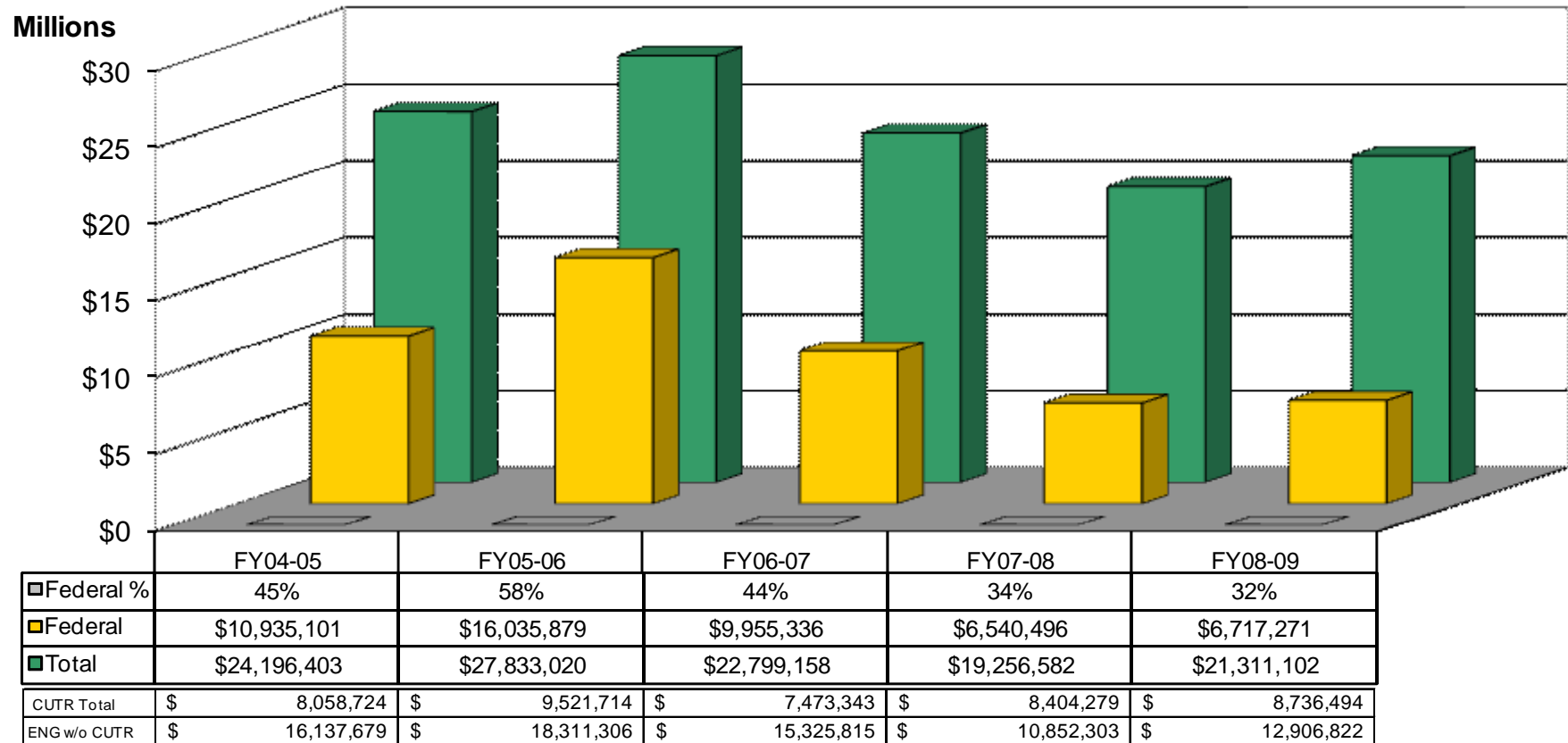
College of Business Administration Contract and Grant Awards



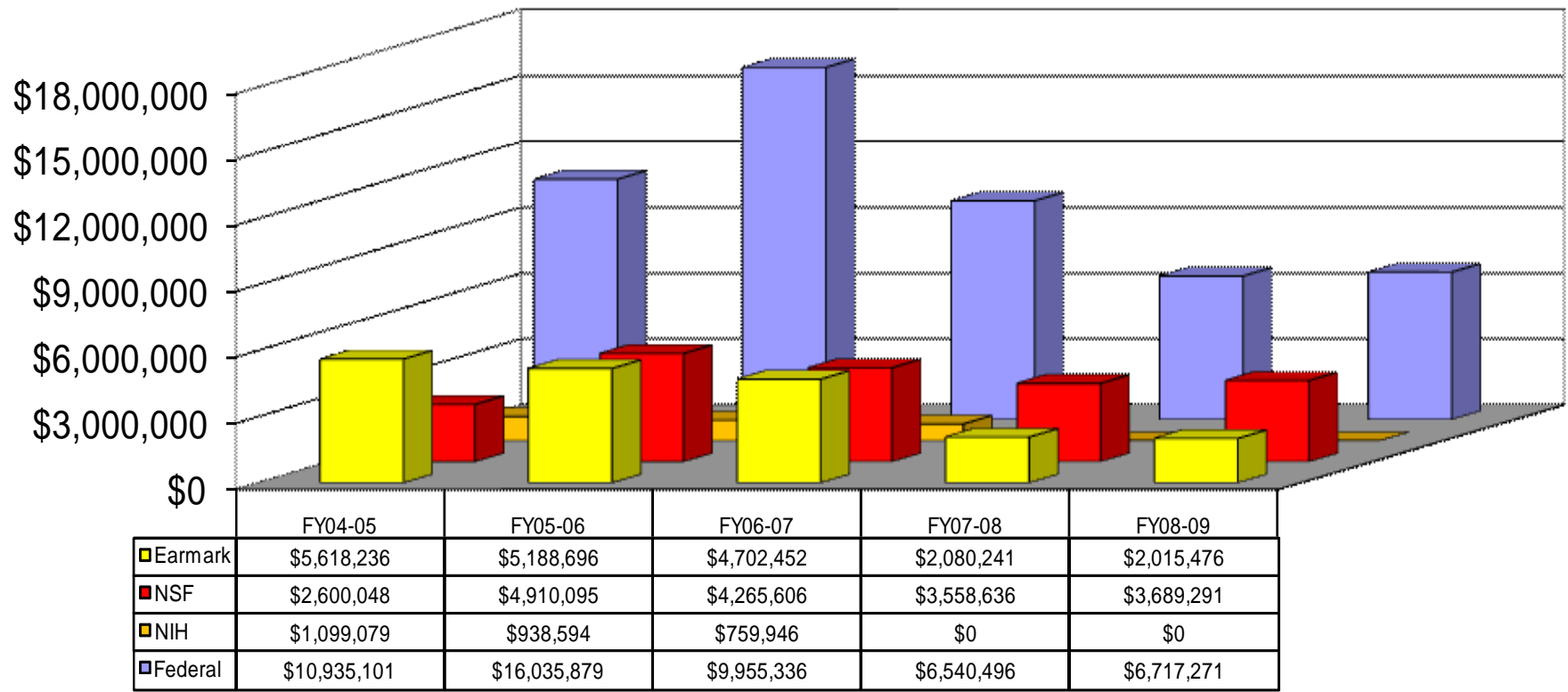
College of Education Contract and Grant Awards



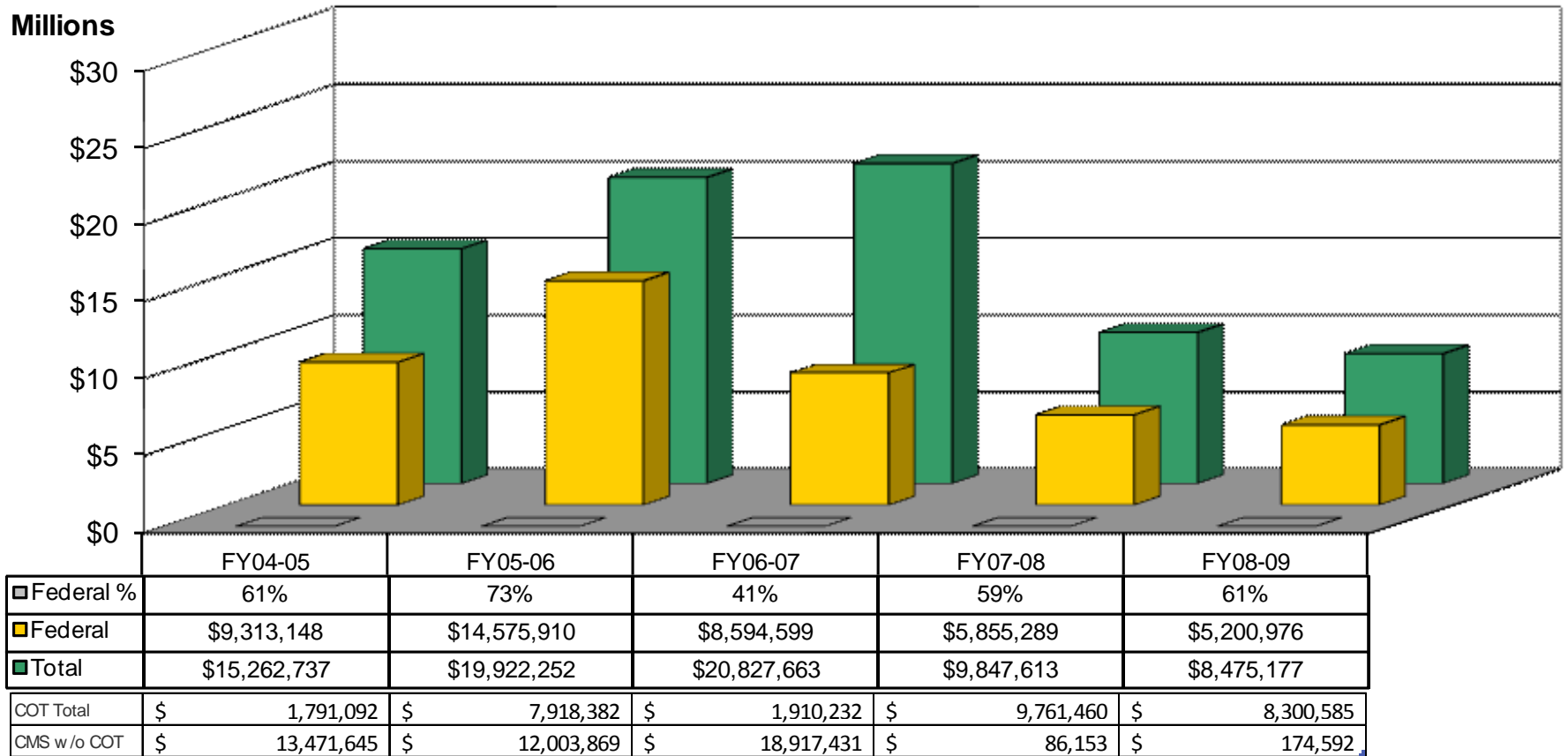
College of Engineering Contract and Grant Awards



College of Engineering – Federal Awards

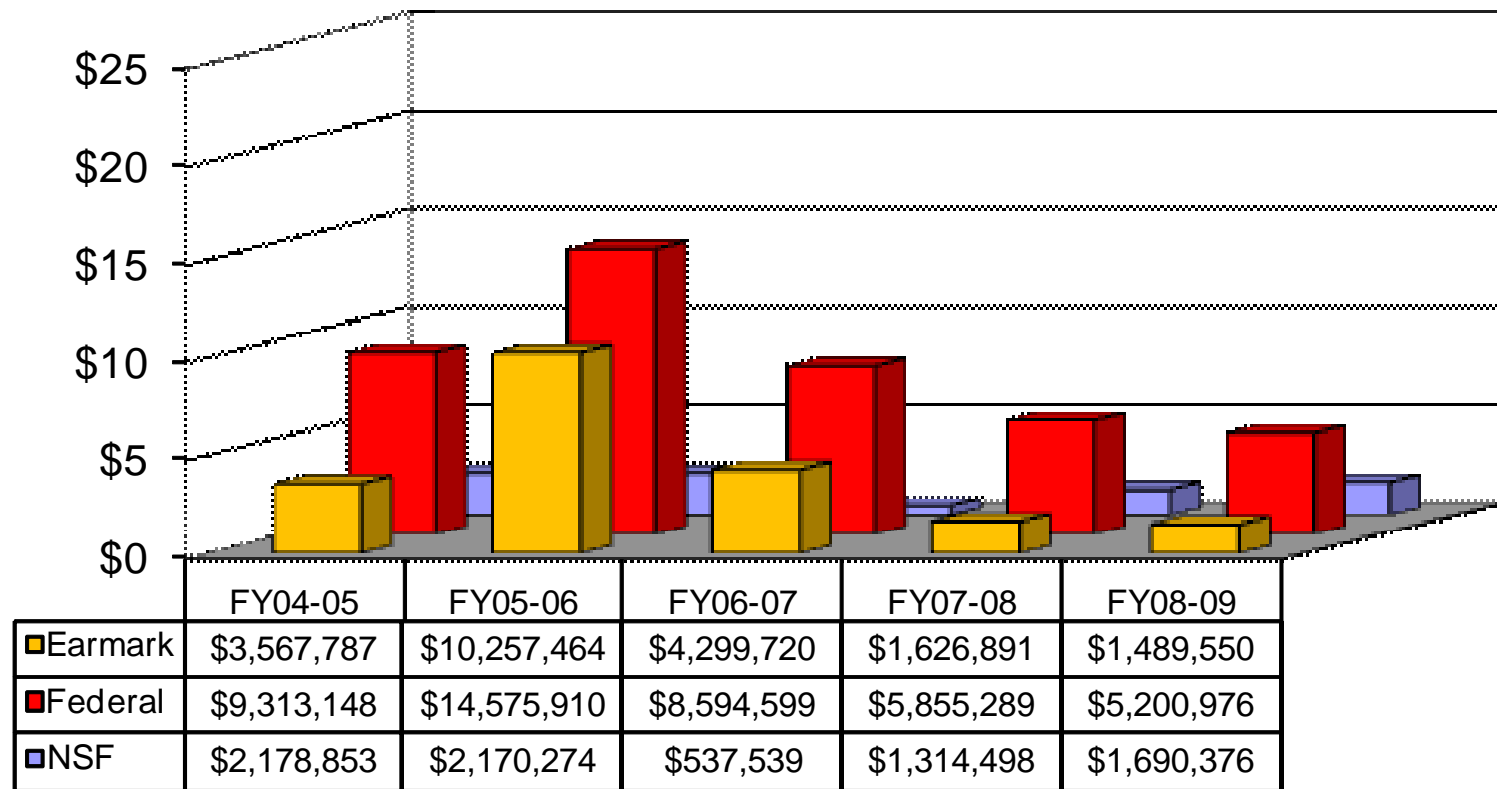


College of Marine Science Contract and Grant Awards

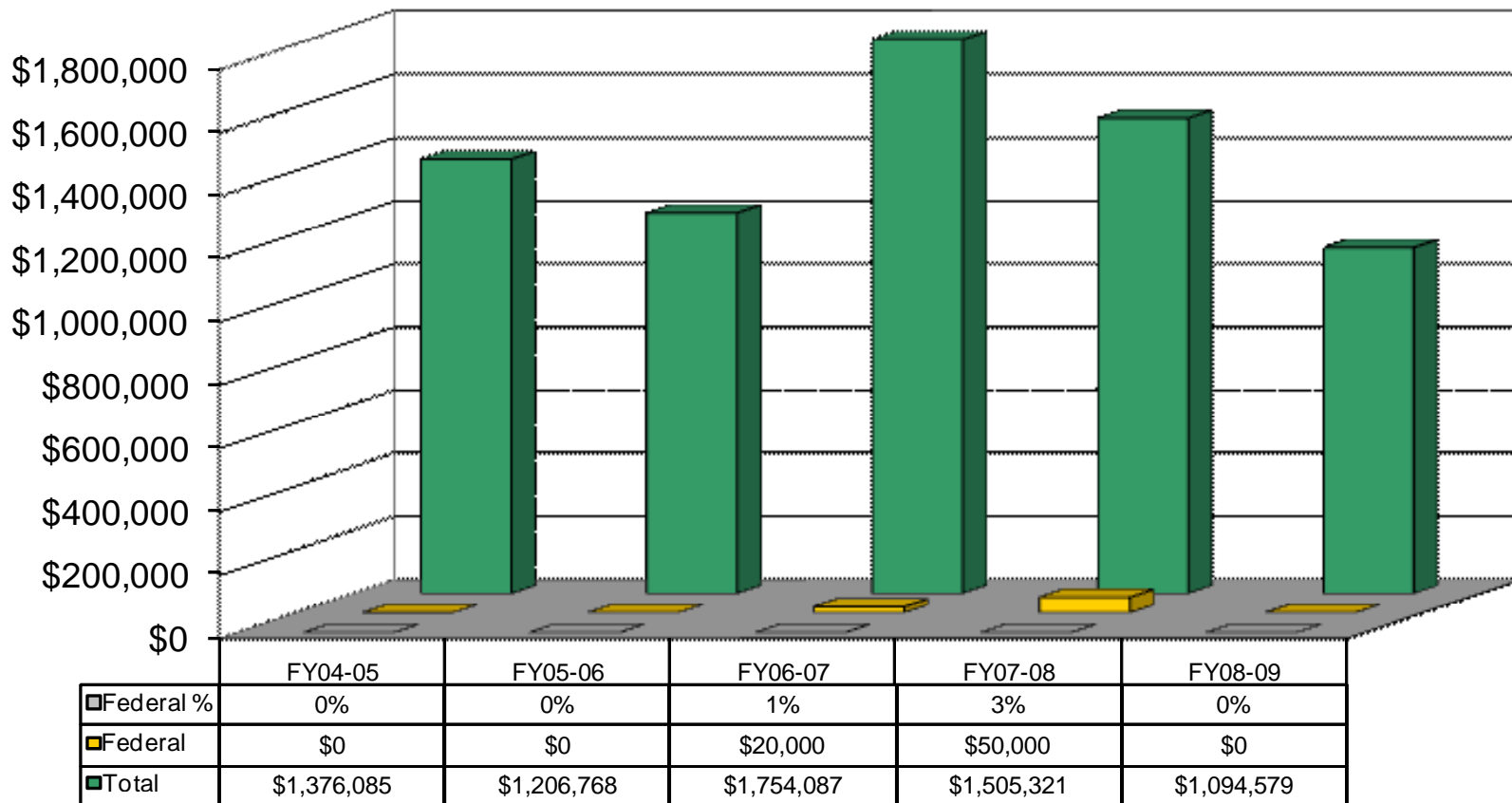


College of Marine Science – Federal Awards

Millions



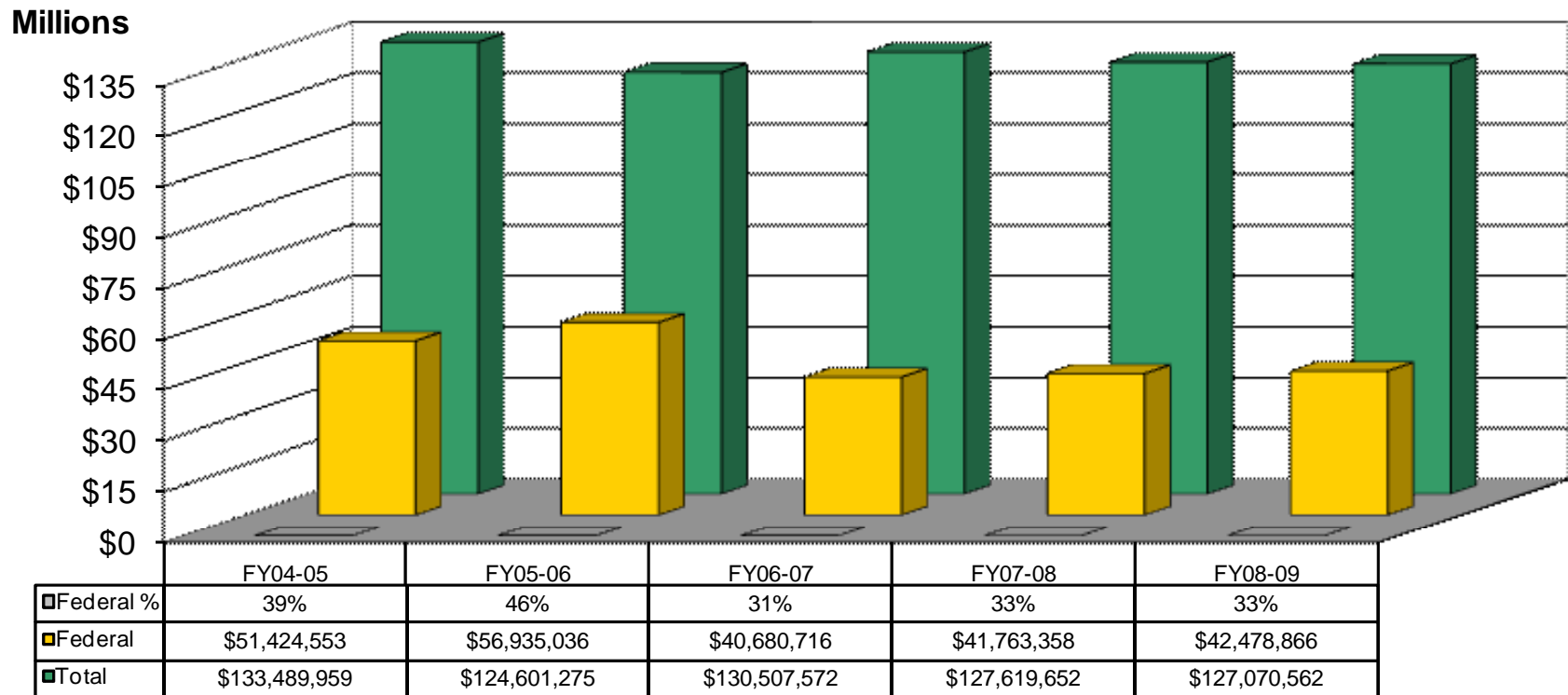
College of The Arts Contract and Grant Awards



Prior year reporting has been adjusted to reflect current year College/Area reorganizations.
Prior year reports on DSR website have not been changed.

Academic Affairs Contract and Grant Awards

College of Arts & Sciences
College of Behavioral and Community Sciences
College of Business Administration
College of Education
College of Engineering
College of Marine Science
College of The Arts

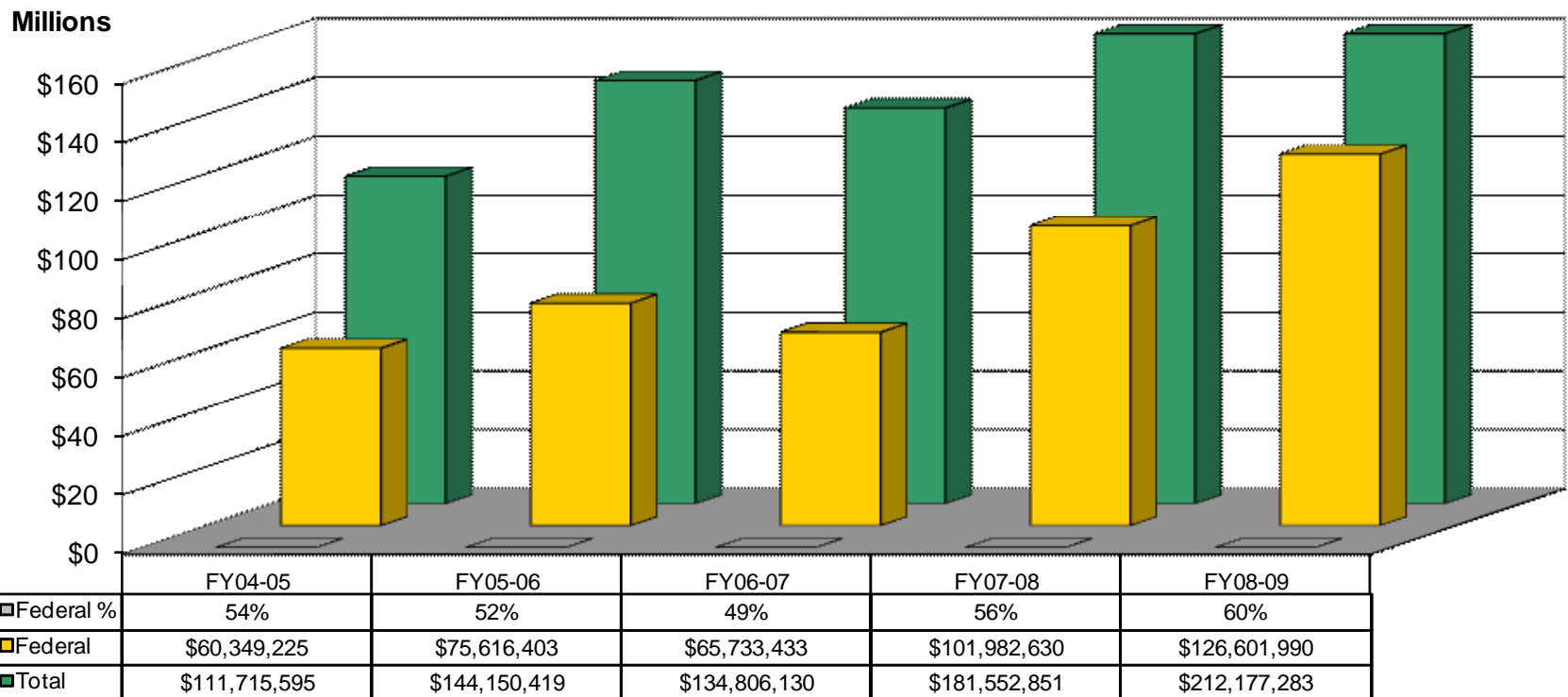


Prior year reporting has been adjusted to reflect current year College/Area reorganizations.
Prior year reports on DSR website have not been changed.

USF Health

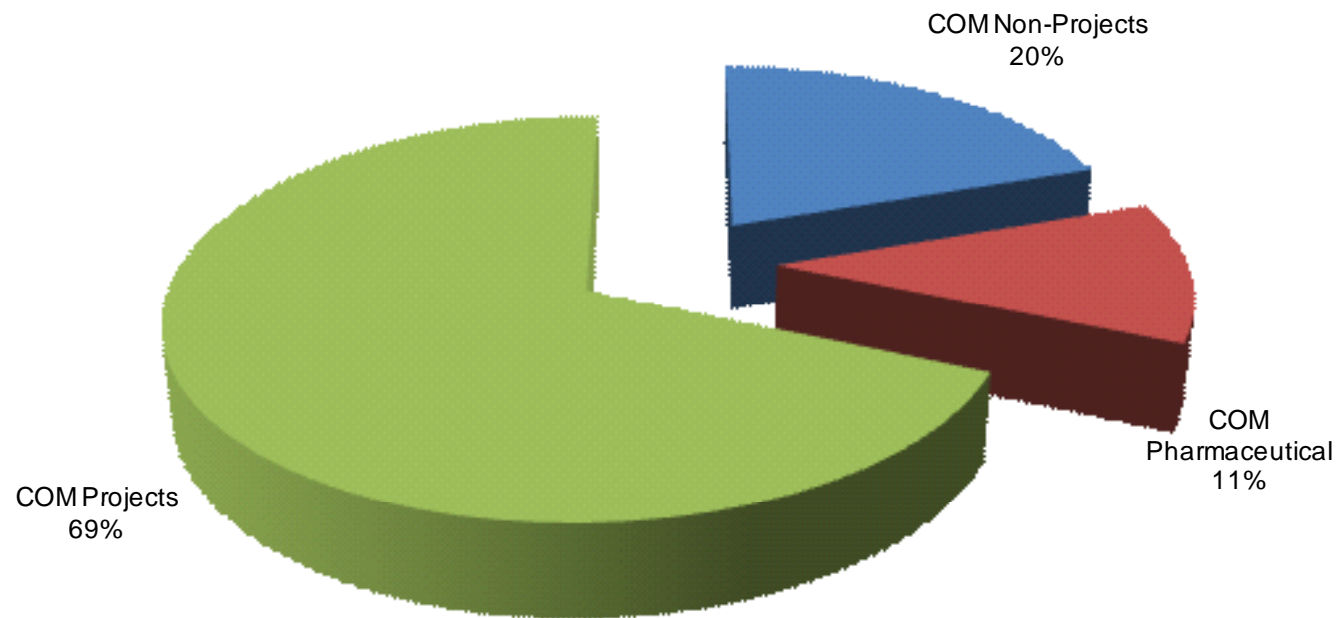
College of Medicine
College of Nursing
College of Public Health

College of Medicine Contract and Grant Awards

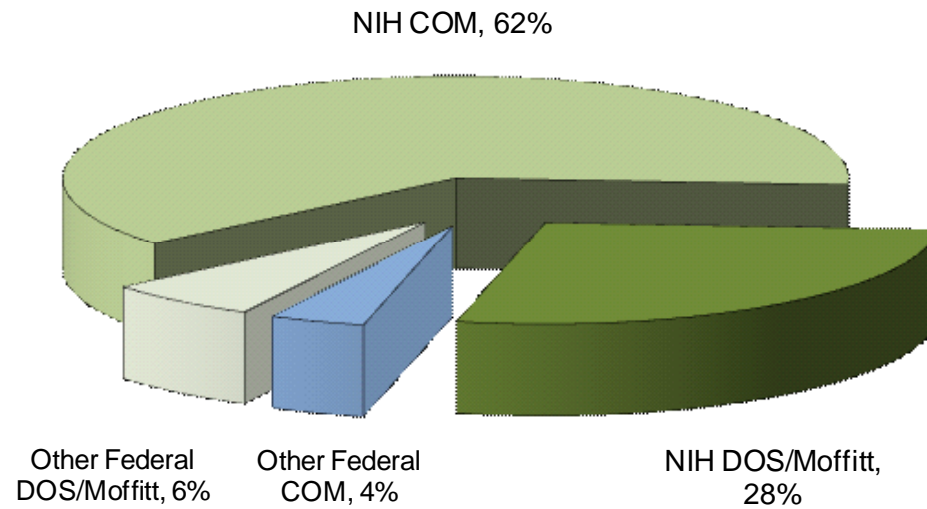


DOS/Moffitt	\$ 26,675,970	\$ 44,429,132	\$ 41,762,006	\$ 52,128,165	\$ 59,602,829
COM w/o DOS/Moffitt	\$ 85,039,625	\$ 99,721,287	\$ 93,044,124	\$ 129,424,686	\$ 152,574,454

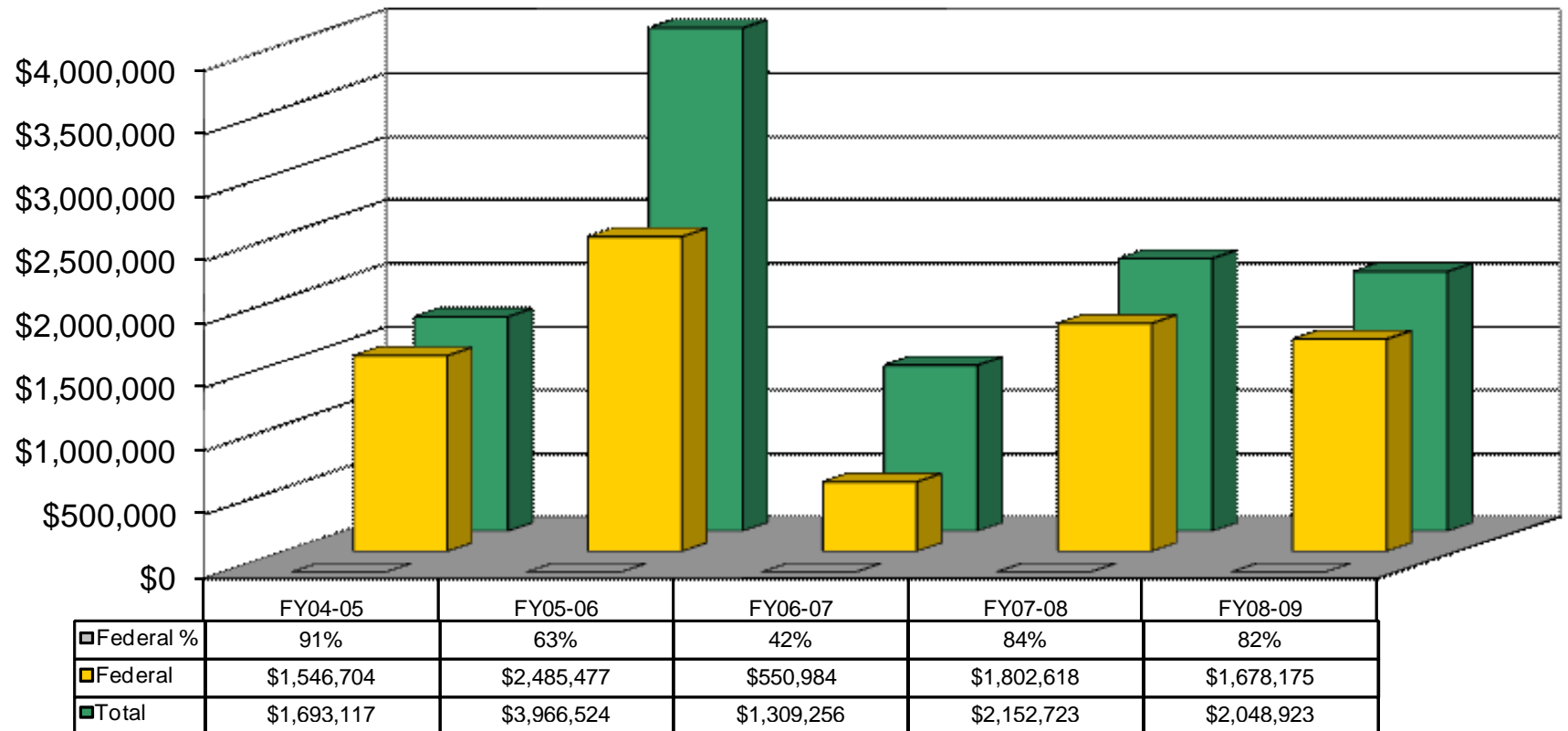
College of Medicine Contract and Grant Type of Awards



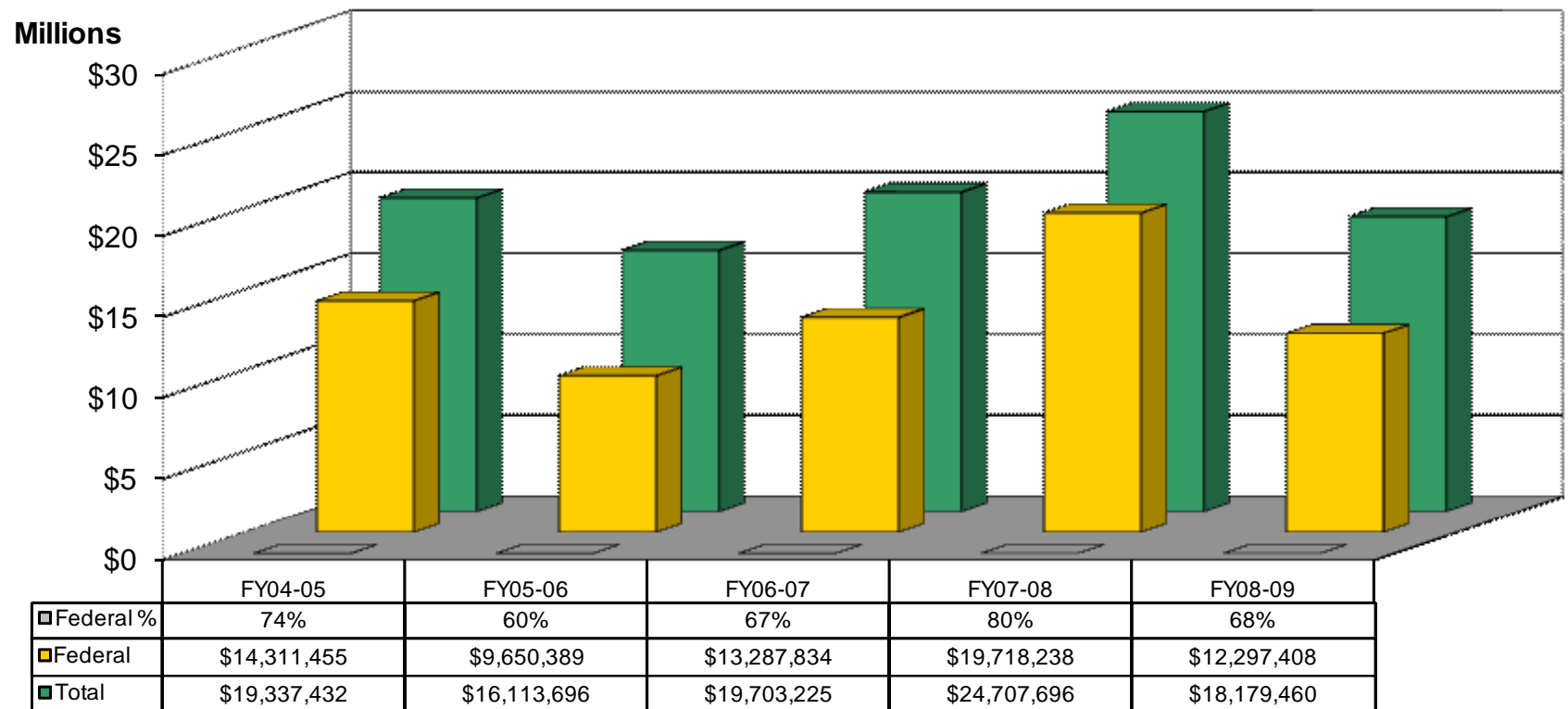
College of Medicine Federal Contract and Grant Awards



College of Nursing Contract and Grant Awards



College of Public Health Contract and Grant Awards



USF Health Summary Contract and Grant Awards

