

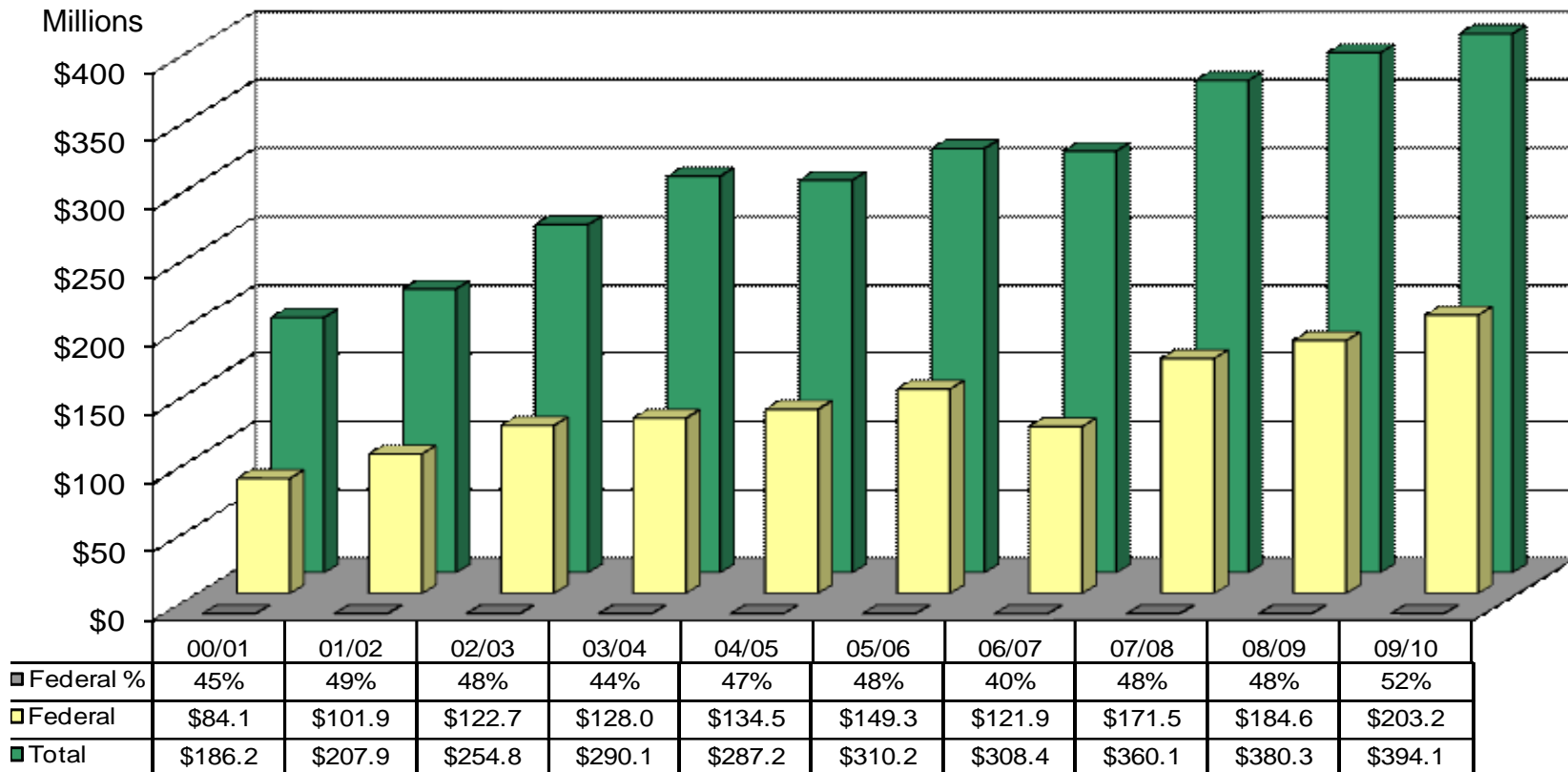


Contract and Grant Award Data Fiscal Year 2010

Karen A. Holbrook, Ph.D.

Sr. Vice President for Research, Innovation and Global Affairs

Contract & Grants 10 Year History



Total award amounts include Project data stored in F.A.S.T, pharmaceuticals, gifts for research and USF affiliates, in addition to Non-Project data aka convenience accounts.

College/Area 3-Year Comparison External Funding

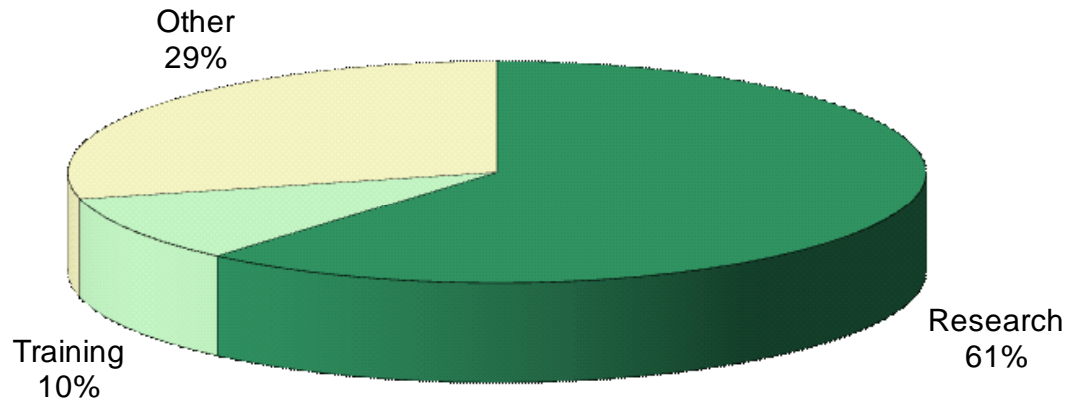
| COLLEGE/AREA | FY07-08 | FY08-09 | FY09-10 |
|--|-----------------------|-----------------------|-----------------------|
| ACADEMIC AFFAIRS | \$ 5,651,598 | \$ 3,761,029 | \$ 10,356,921 |
| COLLEGE OF ARTS AND SCIENCES | 25,952,718 | 29,792,169 | 22,666,438 |
| COLLEGE OF BUSINESS ADMINISTRATION | 2,025,391 | 2,443,507 | 2,963,287 |
| COLLEGE OF EDUCATION | 25,557,181 | 23,213,196 | 22,520,074 |
| COLLEGE OF ENGINEERING | 19,256,582 | 21,311,102 | 22,584,334 |
| COLLEGE OF MARINE SCIENCE | 9,847,614 | 8,475,178 | 15,018,081 |
| COLLEGE OF THE ARTS | 1,505,321 | 1,094,579 | 1,347,828 |
| COLLEGE OF BEHAVIORAL AND COMMUNITY SCIENCES | 37,823,249 | 36,654,710 | 24,099,024 |
| COLLEGE OF MEDICINE | 181,552,851 | 213,857,284 | 236,866,868 |
| COLLEGE OF NURSING | 2,152,723 | 2,048,923 | 3,381,981 |
| COLLEGE OF PUBLIC HEALTH | 24,707,696 | 18,179,460 | 16,937,867 |
| USF POLYTECHNIC (Lakeland) | 56,717 | 892,124 | 241,381 |
| USF SARASOTA/MANATEE | 462,892 | 159,775 | 327,220 |
| USF ST. PETERSBURG | 822,717 | 1,721,747 | 2,672,270 |
| HONORS COLLEGE | 113,071 | 89,155 | - |
| OFFICE OF RESEARCH & INNOVATION | 8,721,387 | 5,509,866 | 987,074 |
| OFFICE OF THE PRESIDENT | 439,922 | 216,952 | 641,509 |
| STUDENT AFFAIRS | 297,508 | 332,597 | 369,948 |
| UNIVERSITY ADVANCEMENT | 7,751,836 | 9,931,844 | 9,579,762 |
| UNIVERSITY/ADMINISTRATIVE SERVICES | 5,470,601 | 640,683 | 503,795 |
| TOTAL FUNDING | \$ 360,169,575 | \$ 380,325,880 | \$ 394,065,662 |

Data from prior years has been adjusted to reflect College/Area reorganizations during FY2010.
Published reports prior to FY2010 have not been changed on DSR website.

Recovery of Facilities & Administrative Costs (Indirect Costs): Summary by College or Area, FY2010

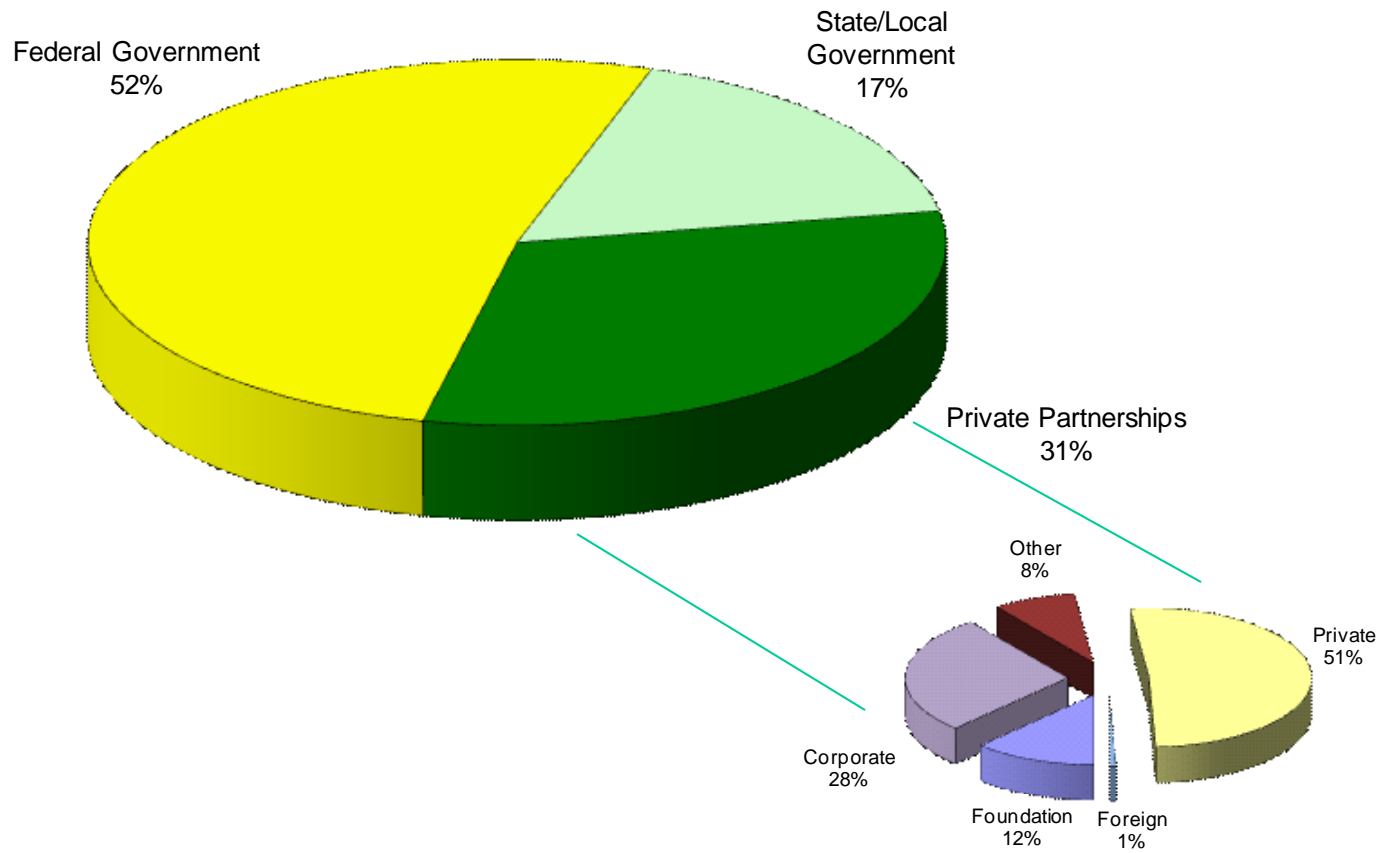
| COLLEGE/AREA | Expenditures | Indirect Costs | % Recovered |
|--|-----------------------|----------------------|--------------|
| ACADEMIC AFFAIRS | \$ 693,229 | \$ 46,817 | 6.8% |
| INTERNATIONAL AFFAIRS | 48,235 | - | 0.0% |
| COLLEGE OF ARTS AND SCIENCES | 15,491,366 | 3,598,217 | 23.2% |
| COLLEGE OF BUSINESS ADMINISTRATION | 2,379,197 | 357,389 | 15.0% |
| COLLEGE OF EDUCATION | 19,518,051 | 1,138,288 | 5.8% |
| COLLEGE OF ENGINEERING | 17,334,426 | 3,607,766 | 20.8% |
| COLLEGE OF MARINE SCIENCE | 8,144,620 | 2,176,982 | 26.7% |
| COLLEGE OF THE ARTS | 1,089,363 | 190,902 | 17.5% |
| COLLEGE OF BEHAVIORAL AND COMMUNITY SCIENCES | 21,572,332 | 2,354,031 | 10.9% |
| USF HEALTH | 5,270,451 | 24,475 | 0.5% |
| COLLEGE OF MEDICINE | 102,681,047 | 13,657,472 | 13.3% |
| COLLEGE OF NURSING | 2,221,337 | 594,135 | 26.7% |
| COLLEGE OF PUBLIC HEALTH | 16,392,664 | 3,423,657 | 20.9% |
| USF POLYTECHNIC (LAKELAND) | 235,716 | 101,496 | 43.1% |
| USF SARASOTA/MANATEE | 164,247 | (154) | -0.1% |
| USF ST. PETERSBURG | 2,627,845 | 113,005 | 4.3% |
| GRADUATE SCHOOL | 587,483 | 100 | 0.0% |
| HONORS COLLEGE | 68,009 | (10,307) | -15.2% |
| OFFICE OF RESEARCH & INNOVATION | 3,016,750 | 3,878 | 0.1% |
| OFFICE OF THE PRESIDENT | 451,736 | - | 0.0% |
| STUDENT AFFAIRS | 18,885 | - | 0.0% |
| UNDERGRADUATE STUDIES | 971,329 | 60,139 | 6.2% |
| UNIVERSITY ADVANCEMENT | 9,290,352 | - | 0.0% |
| UNIVERSITY/ADMINISTRATIVE SERVICES | 1,949,705 | (23,926) | -1.2% |
| TOTAL EXPENDITURES | \$ 232,218,370 | \$ 31,414,362 | 13.5% |

Funding by Project Type



| Research | Training | Other | Total |
|---------------|--------------|---------------|---------------|
| \$241,441,695 | \$38,889,905 | \$113,734,062 | \$394,065,662 |

Sources of External Funding

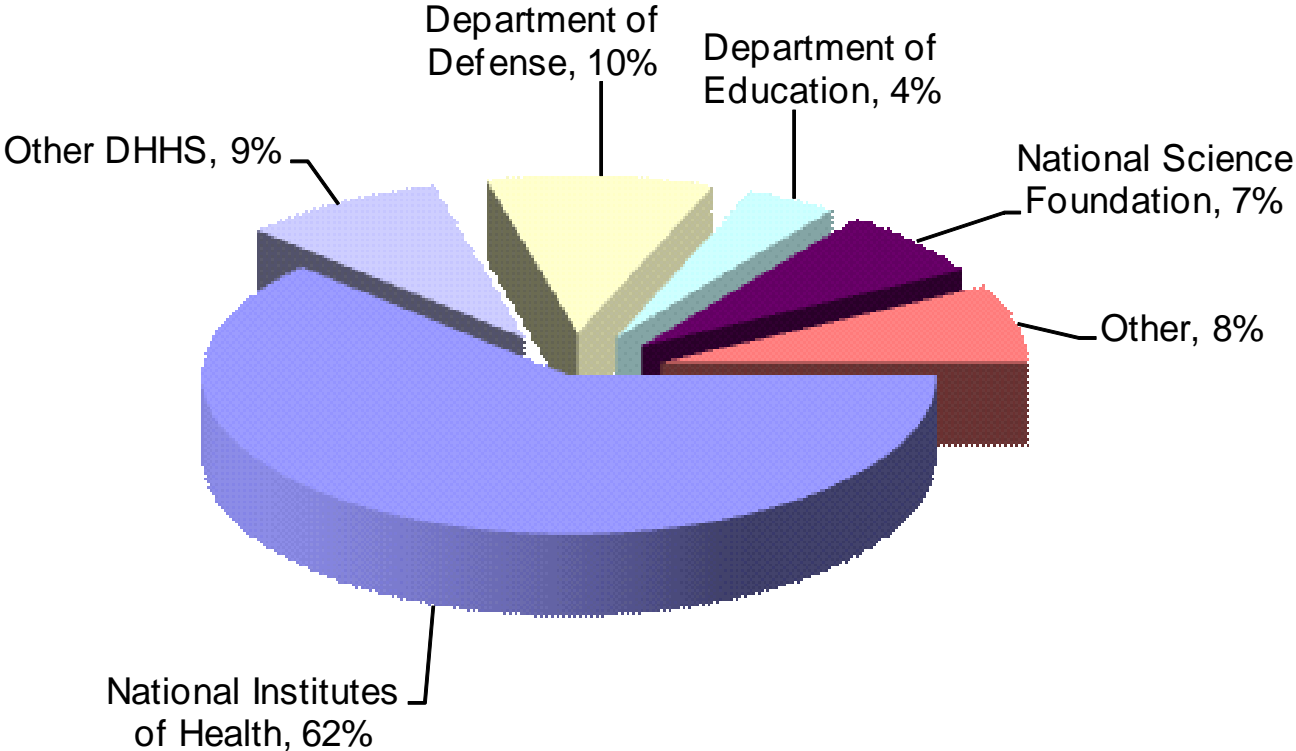


| Source | Amount |
|------------------------|---------------|
| State/Local Government | \$67,524,269 |
| Private Partnerships | \$123,313,294 |
| Federal Government | \$203,228,099 |

Federal Agencies

| Federal Agency | FY07-08 | FY08-09 | FY09-10 |
|---|-----------------------|-----------------------|-----------------------|
| National Institutes of Health | \$ 107,490,434 | \$ 122,772,298 | \$ 125,180,301 |
| Department of Defense | 19,421,433 | 24,207,800 | 19,999,568 |
| Department of Health and Human Services | 10,444,246 | 10,922,536 | 18,411,379 |
| National Science Foundation | 9,222,198 | 9,402,895 | 14,098,919 |
| Department of Education | 9,099,263 | 6,148,847 | 8,237,686 |
| Department of Veterans Affairs | 6,064,807 | 916,018 | 5,313,566 |
| Department of the Interior | 1,582,688 | 1,447,107 | 2,405,101 |
| Department of Labor | 1,977,000 | 2,226,000 | 2,262,000 |
| National Aeronautics & Space Administration | 1,144,147 | 425,513 | 1,840,851 |
| Other Federal Agencies | 1,041,360 | 2,116,506 | 1,673,412 |
| Department of Energy | 961,505 | 656,330 | 1,246,491 |
| Department of Commerce | 841,825 | 383,742 | 1,076,089 |
| Department of Transportation | 1,840,000 | 2,642,762 | 969,000 |
| Department of Homeland Security | - | - | 513,736 |
| Department of Justice | 370,007 | 311,115 | - |
| TOTAL | \$ 171,500,913 | \$ 184,579,469 | \$ 203,228,099 |

Primary Sources of Federal Funding



NIH Funding by College/Area

| COLLEGE/AREA | FY07-08 | FY08-09 | FY09-10 |
|--|-----------------------|-----------------------|-----------------------|
| COLLEGE OF ARTS AND SCIENCES | \$ 3,133,388 | \$ 3,660,246 | \$ 2,519,631 |
| COLLEGE OF ENGINEERING | - | - | 210,299 |
| COLLEGE OF BEHAVIORAL AND COMMUNITY SCIENCES | 759,593 | 684,919 | 1,133,170 |
| COLLEGE OF MEDICINE | 98,045,959 | 113,608,569 | 115,419,653 |
| COLLEGE OF NURSING | 1,128,354 | 1,342,521 | 2,295,034 |
| COLLEGE OF PUBLIC HEALTH | 4,342,140 | 2,895,043 | 3,602,514 |
| USF ST. PETERSBURG | 81,000 | 81,000 | - |
| OFFICE OF RESEARCH & INNOVATION | - | 500,000 | - |
| NIH Total | \$ 107,490,434 | \$ 122,772,298 | \$ 125,180,301 |

Data from prior years has been adjusted to reflect College/Area reorganizations during FY2010.
Published reports prior to FY2010 have not been changed on DSR website.

NSF Funding by College/Area

| COLLEGE/AREA | FY07-08 | FY08-09 | FY09-10 |
|--|--------------------|--------------------|---------------------|
| ACADEMIC AFFAIRS | \$ 121,500 | \$ 99,696 | \$ 162,000 |
| COLLEGE OF ARTS AND SCIENCES | 3,591,785 | 3,491,405 | 5,262,342 |
| COLLEGE OF BUSINESS ADMINISTRATION | 316,421 | - | 19,894 |
| COLLEGE OF ENGINEERING | 3,558,636 | 3,689,291 | 5,702,485 |
| COLLEGE OF MARINE SCIENCE | 1,314,498 | 1,690,376 | 2,755,033 |
| COLLEGE OF BEHAVIORAL AND COMMUNITY SCIENCES | 117,853 | 35,100 | - |
| COLLEGE OF PUBLIC HEALTH | - | 80,000 | 153,315 |
| USF POLYTECHNIC (Lakeland) | - | 46,954 | 43,850 |
| USF ST. PETERSBURG | 112,904 | 180,918 | - |
| HONORS COLLEGE | 88,601 | 89,155 | - |
| NSF Total | \$9,222,198 | \$9,402,895 | \$14,098,919 |

Data from prior years has been adjusted to reflect College/Area reorganizations during FY2010.
Published reports prior to FY2010 have not been changed on DSR website.

NSF SURVEY OF FEDERAL R&D EXPENDITURES IN SCIENCE & ENGINEERING

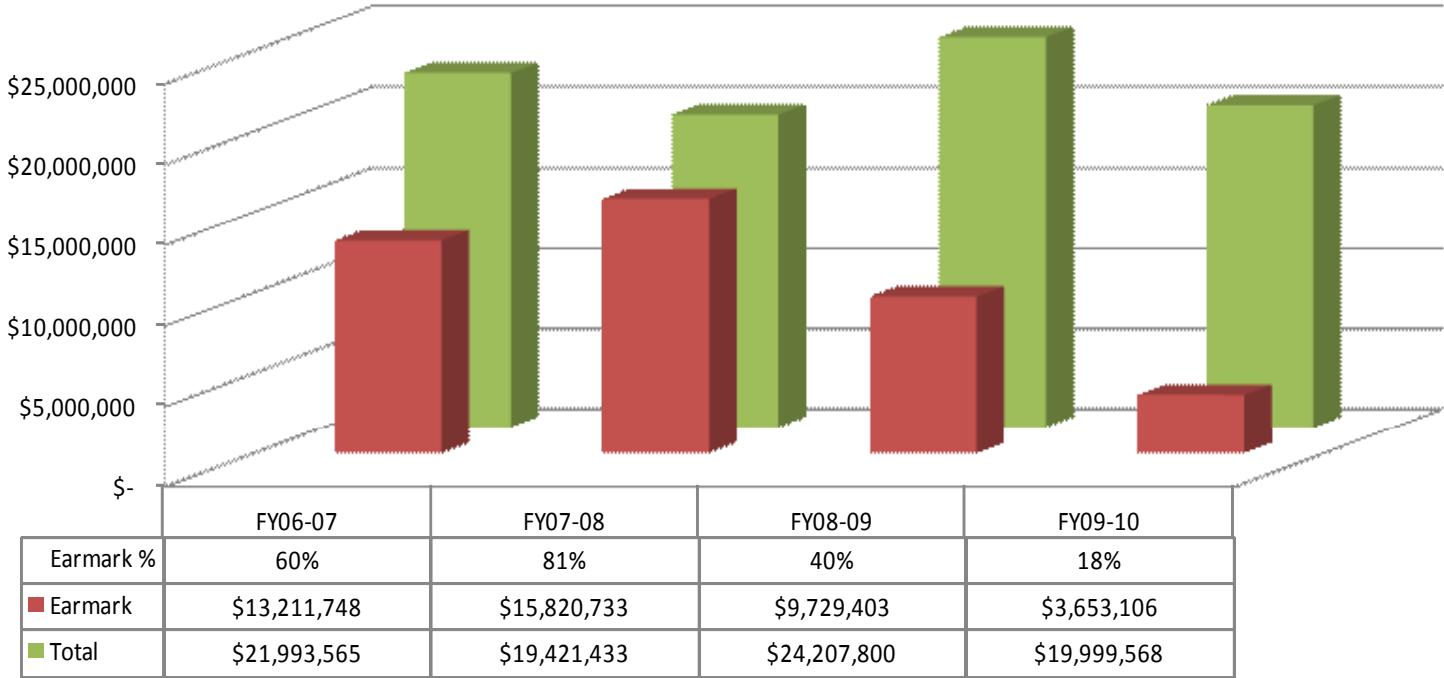
| FISCAL YEAR RANKINGS | | | | | | | | | | | | | | |
|-------------------------|------------|-----------|-----------|----------------|-----------|----------------|-----------|----------------|-----------|----------------|-----------|----------------|-----------|----------------|
| University by FY09 Rank | Affil. | FY03 | FY04 | Diff. 04:03 | FY05 | Diff. 05:04 | FY06 | Diff. 05:06 | FY07 | Diff. 06:07 | FY08 | Diff. 07:08 | FY09 | Diff. 08:09 |
| U Alabama, Birmingham | Peer | 26 | 28 | -2 | 28 | -- | 27 | +1 | 30 | -3 | 27 | +3 | 31 | -4 |
| U Florida | SUS | 41 | 38 | 3 | 39 | -1 | 39 | -- | 41 | -2 | 45 | -4 | 46 | -1 |
| U Cincinnati | Peer | 42 | 44 | -2 | 45 | -1 | 50 | -5 | 36 | +14 | 47 | -11 | 47 | -- |
| U Illinois-Chicago | Peer | 47 | 45 | 2 | 48 | -3 | 47 | +1 | 49 | -2 | 52 | -3 | 54 | -2 |
| U South Florida | SUS | 71 | 67 | +4 | 66 | +1 | 63 | +3 | 62 | +1 | 60 | +2 | 57 | +3 |
| U California, Irvine | Peer | 55 | 56 | -1 | 56 | -- | 59 | -3 | 57 | +2 | 56 | +1 | 58 | -2 |
| U Miami (private) | Florida | 57 | 62 | -5 | 60 | 2 | 66 | -6 | 66 | -- | 62 | +4 | 60 | +2 |
| Rutgers U | Peer | 72 | 65 | 7 | 68 | -3 | 73 | -5 | 70 | +3 | 70 | -- | 64 | +6 |
| SUNY, Buffalo | Peer | 58 | 60 | -2 | 62 | -2 | 64 | +2 | 64 | -- | 63 | +1 | 67 | -4 |
| North Carolina State | Peer | 82 | 82 | -- | 84 | -2 | 72 | +8 | 73 | +1 | 74 | -1 | 74 | -- |
| Florida State U | SUS | 89 | 84 | 5 | 87 | -3 | 86 | +1 | 85 | +1 | 92 | -7 | 90 | +2 |
| SUNY, Stony Brook | Peer | 65 | 69 | -4 | 75 | -6 | 85 | -10 | 88 | -3 | 96 | -8 | 97 | -1 |
| U Central Florida | SUS | 126 | 137 | -11 | 149 | -12 | 152 | -3 | 137 | +15 | 131 | +6 | 124 | +7 |
| Florida International U | SUS | 133 | 135 | -2 | 130 | 5 | 136 | -6 | 134 | +2 | 137 | -3 | 140 | -3 |

Contract and Grant Awards from Congressional Earmarks

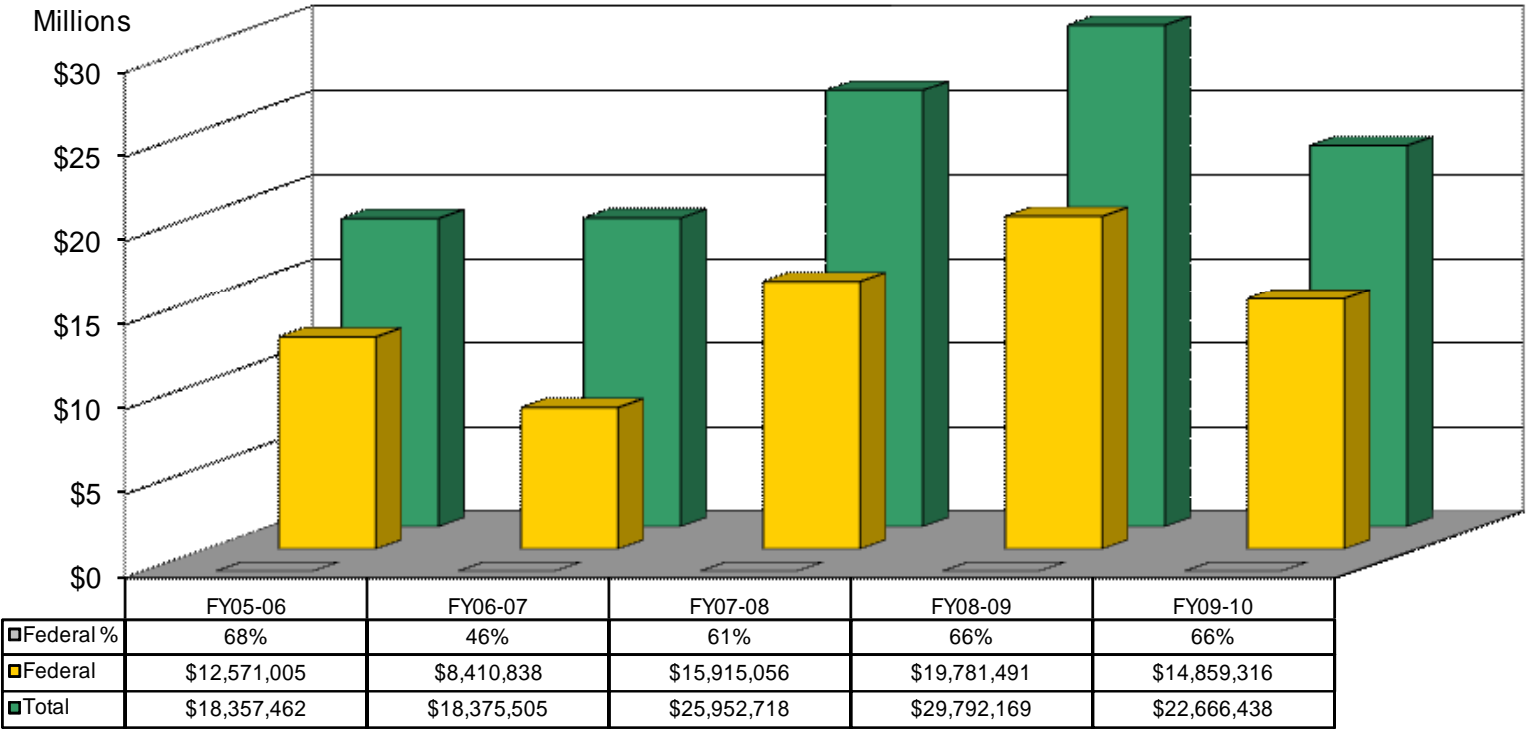
| COLLEGE/AREA | Earmarks | % of Federal Total Awards | % of Total |
|------------------------------------|---------------------|----------------------------------|----------------------------|
| COLLEGE OF BUSINESS ADMINISTRATION | 745,270 | 35.2% | 31.9% |
| COLLEGE OF MARINE SCIENCE | 1,878,193 | 15.9% | 12.7% |
| COLLEGE OF MEDICINE | 1,029,643 | 0.7% | 0.9% |
| USF SARASOTA/MANATEE | 141,570 | 100.0% | 86.8% |
| Total | \$ 3,794,676 | 1.5% | \$ 263,237,220 1.4% |

Data from prior years has been adjusted to reflect College/Area reorganizations during FY2010.
Published reports prior to FY2010 have not been changed on DSR website.

US Department of Defense Earmarks



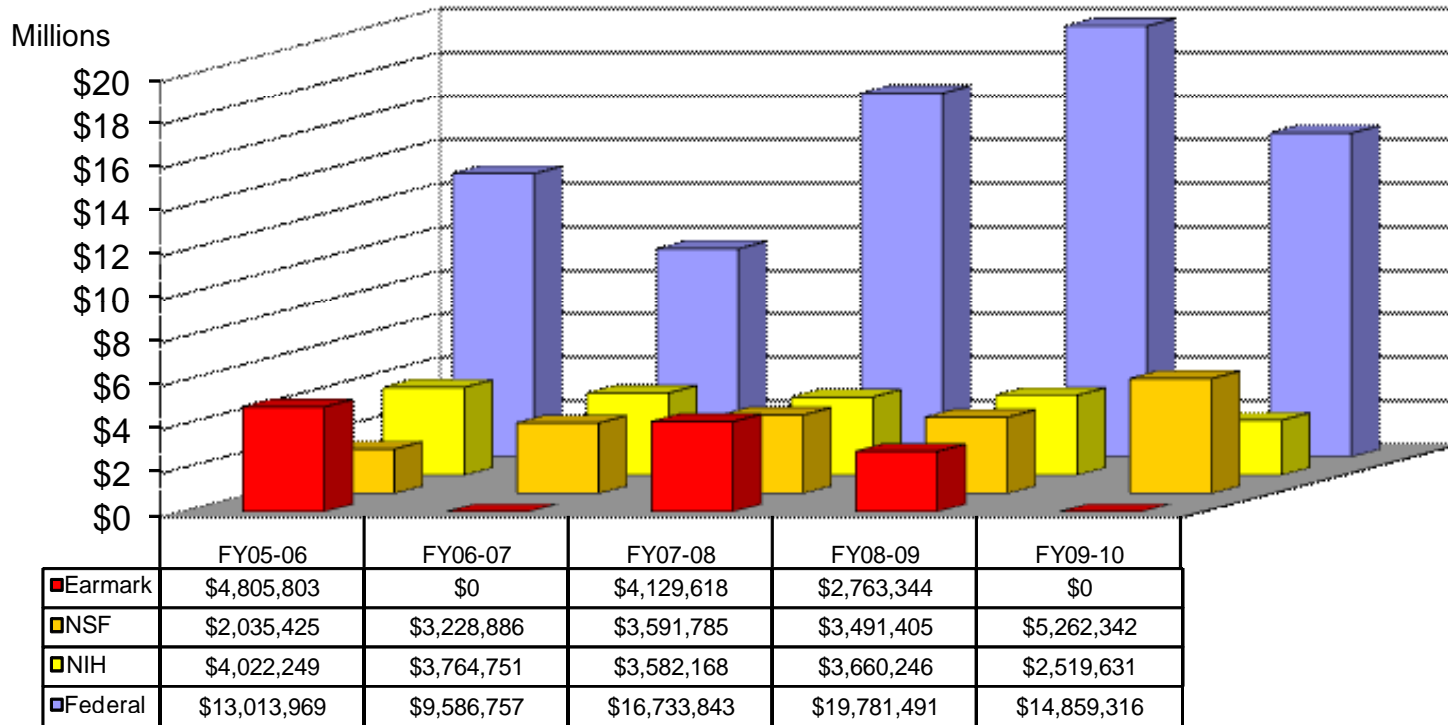
College of Arts & Sciences Contract and Grant Awards



*Tampa Campus Only

Data from prior years has been adjusted to reflect College/Area reorganizations during FY2010.
Published reports prior to FY2010 have not been changed on DSR website.

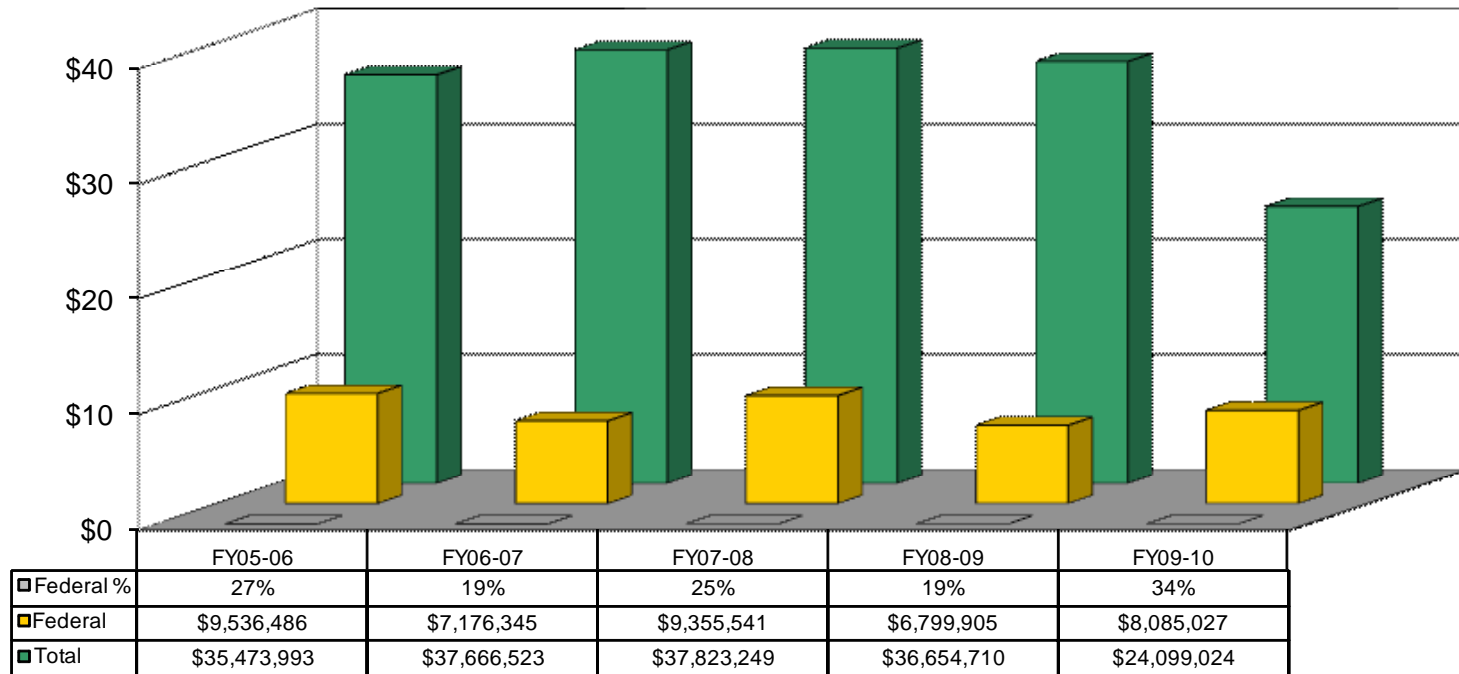
College of Arts & Sciences Federal Contract and Grant Awards



*Tampa Campus Only

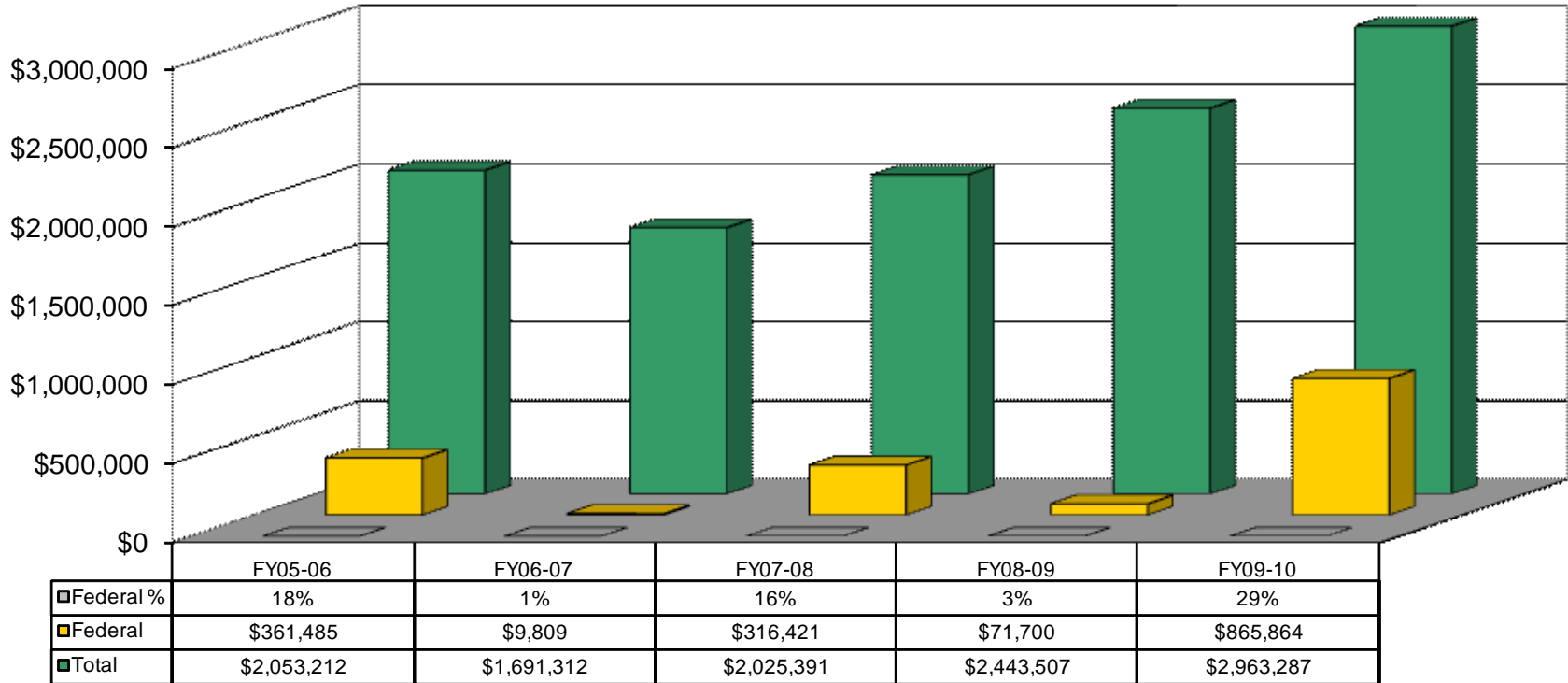
Data from prior years has been adjusted to reflect College/Area reorganizations during FY2010.
Published reports prior to FY2010 have not been changed on DSR website.

College of Behavioral and Community Sciences Contract and Grant Awards



Data from prior years has been adjusted to reflect College/Area reorganizations during FY2010.
Published reports prior to FY2010 have not been changed on DSR website.

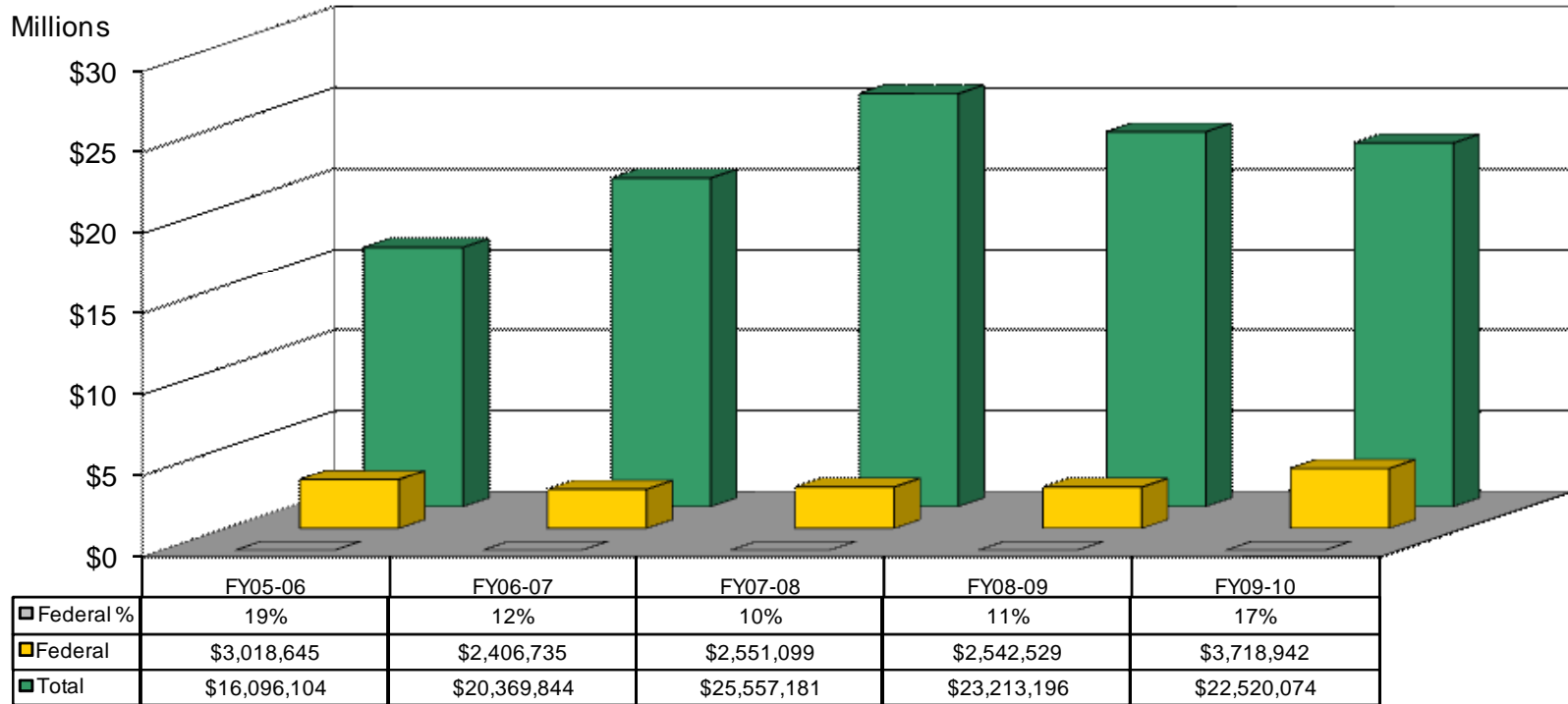
College of Business Administration Contract and Grant Awards



*Tampa Campus Only

Data from prior years has been adjusted to reflect College/Area reorganizations during FY2010.
Published reports prior to FY2010 have not been changed on DSR website.

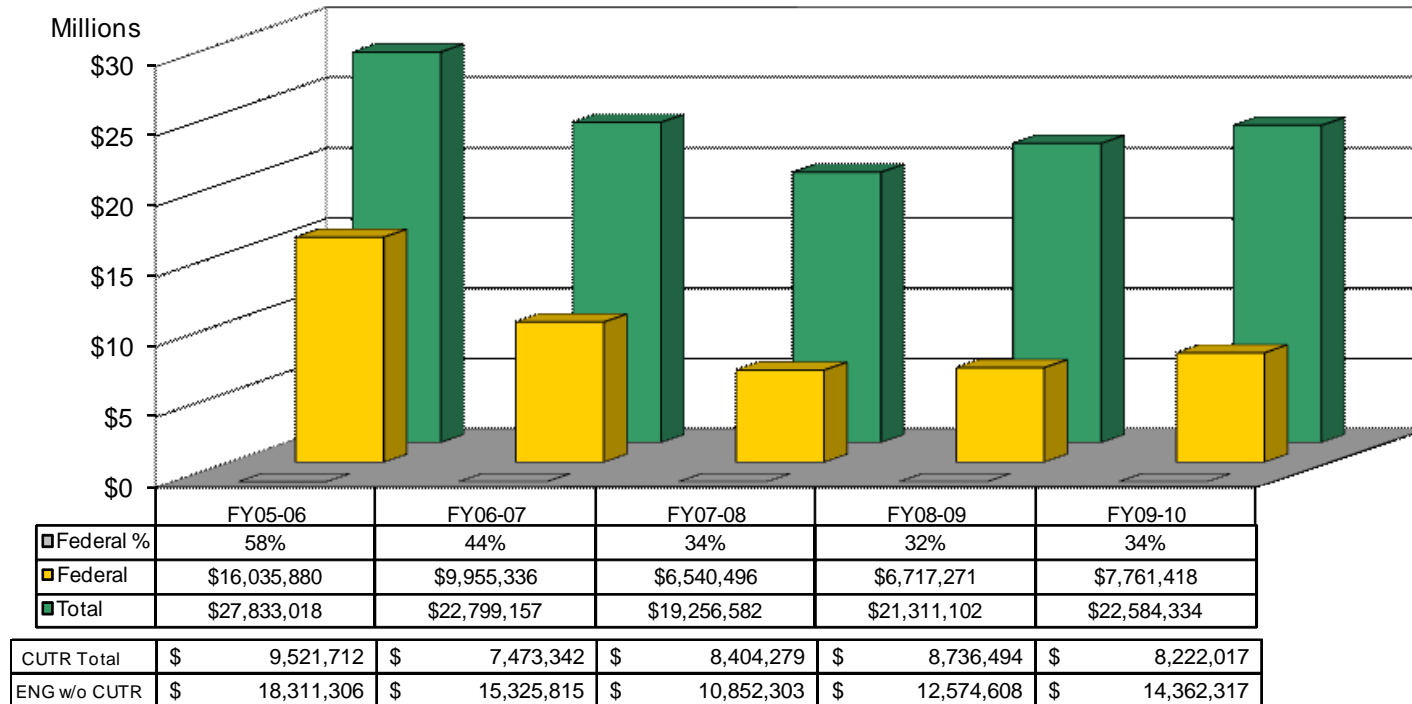
College of Education Contract and Grant Awards



*Tampa Campus Only

Data from prior years has been adjusted to reflect College/Area reorganizations during FY2010.
Published reports prior to FY2010 have not been changed on DSR website.

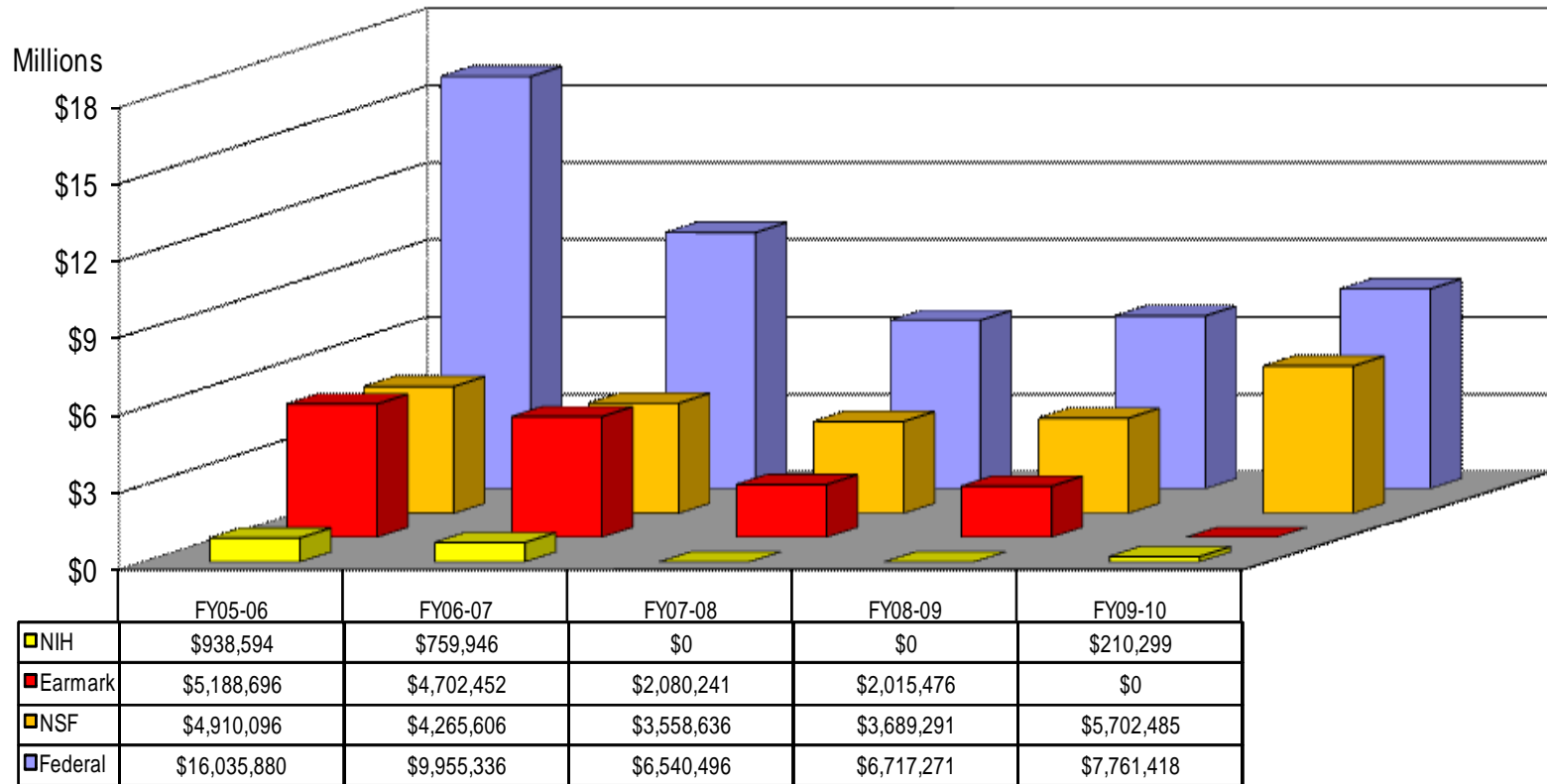
College of Engineering Contract and Grant Awards



* Includes \$108,878 for the Florida Coastal Sentinels: Active Monitoring of the Fate of the DWH Disaster Oil and Chemical Dispersants to Protect Florida's Coastal Ecosystems

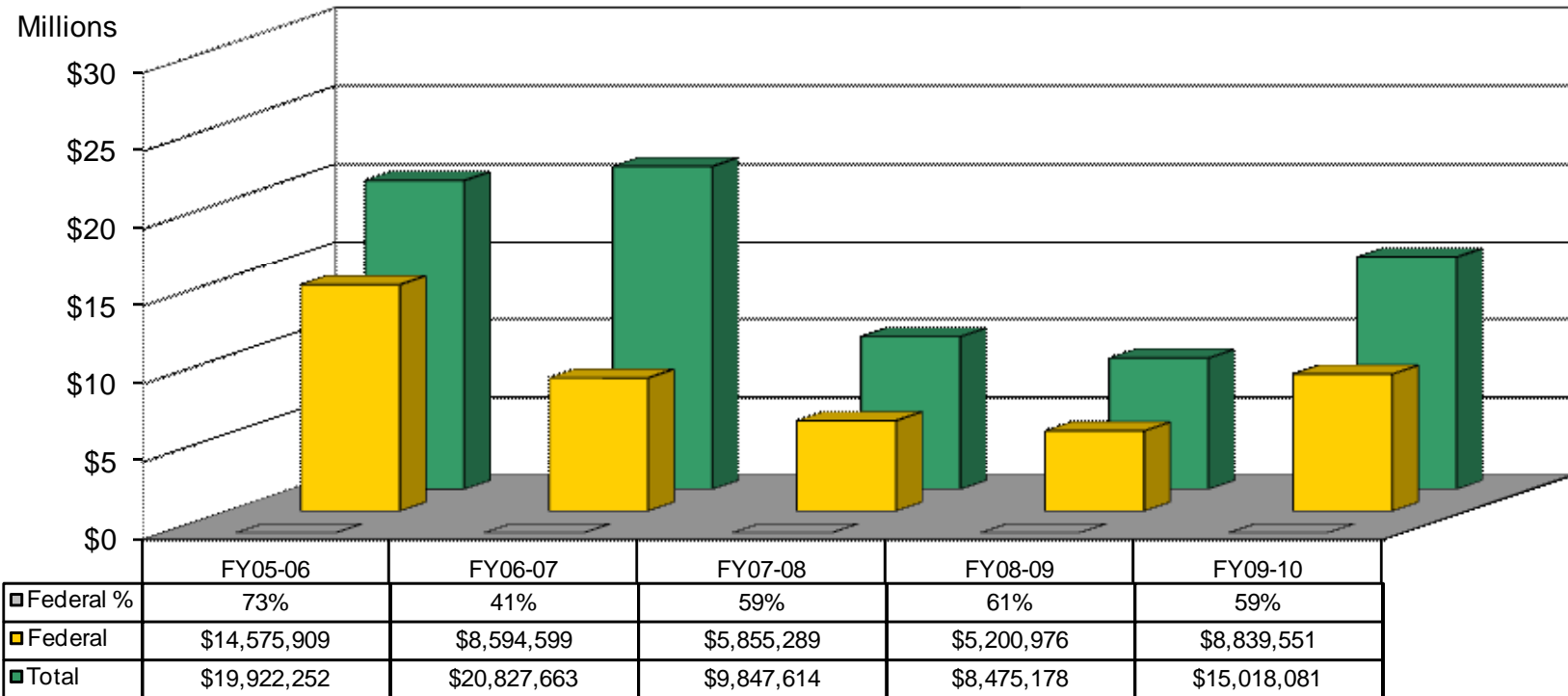
Data from prior years has been adjusted to reflect College/Area reorganizations during FY2010.
Published reports prior to FY2010 have not been changed on DSR website.

College of Engineering – Federal Awards



Data from prior years has been adjusted to reflect College/Area reorganizations during FY2010.
Published reports prior to FY2010 have not been changed on DSR website.

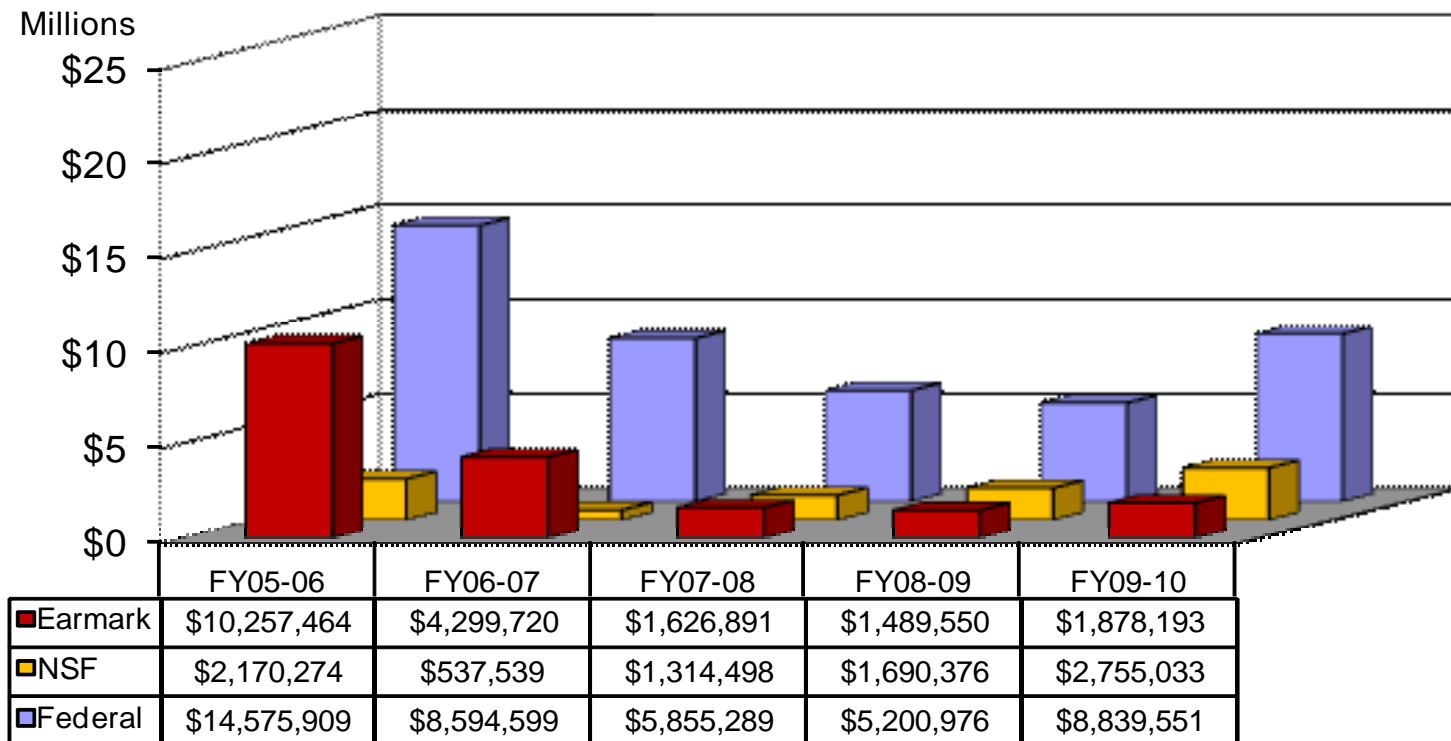
College of Marine Science Contract and Grant Awards



* Includes \$2,466,338 for the Florida Coastal Sentinels: Active Monitoring of the Fate of the DWH Disaster Oil and Chemical Dispersants to Protect Florida's Coastal Ecosystems

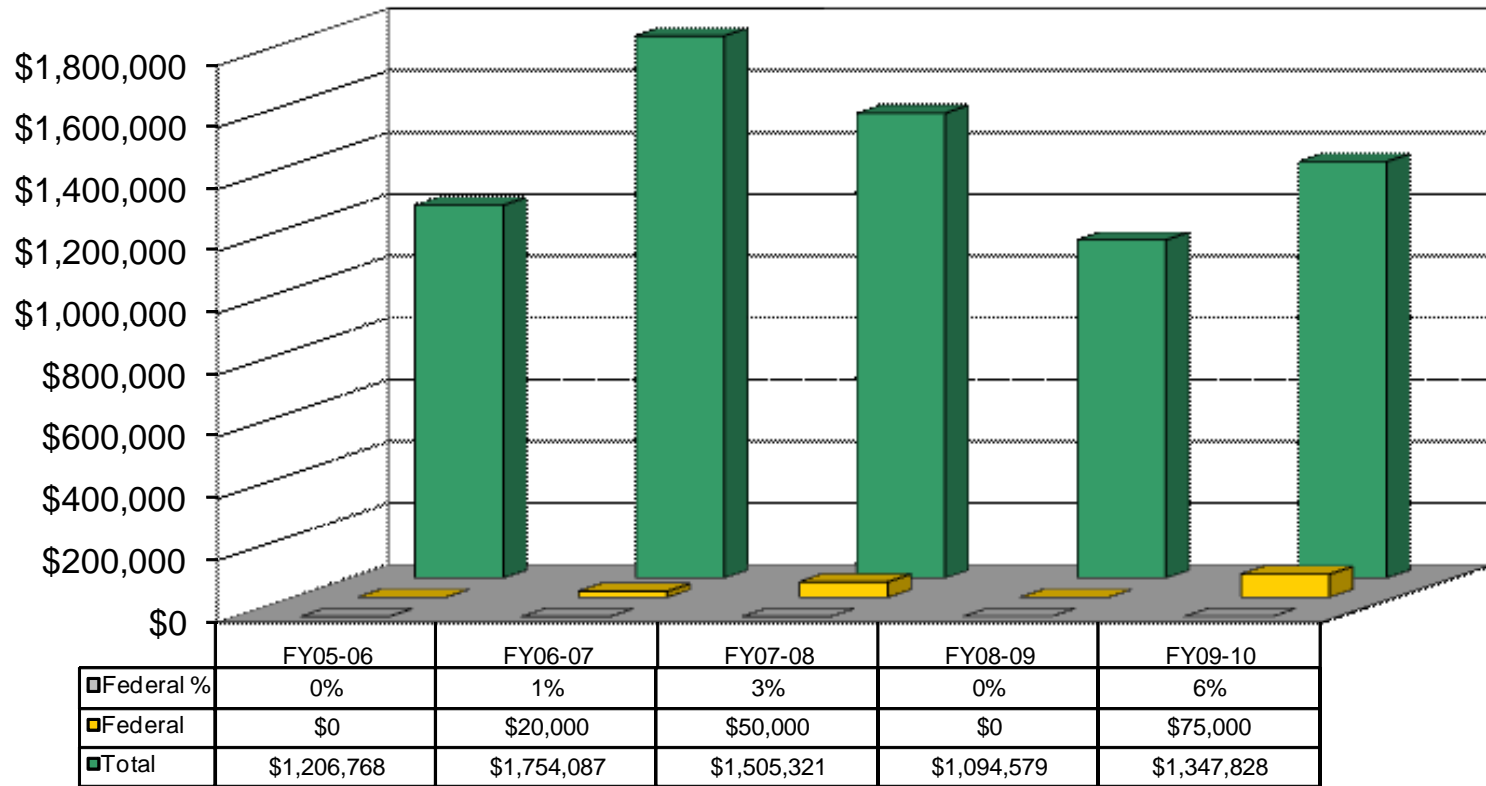
Data from prior years has been adjusted to reflect College/Area reorganizations during FY2010.
Published reports prior to FY2010 have not been changed on DSR website.

College of Marine Science – Federal Awards



Data from prior years has been adjusted to reflect College/Area reorganizations during FY2010.
Published reports prior to FY2010 have not been changed on DSR website.

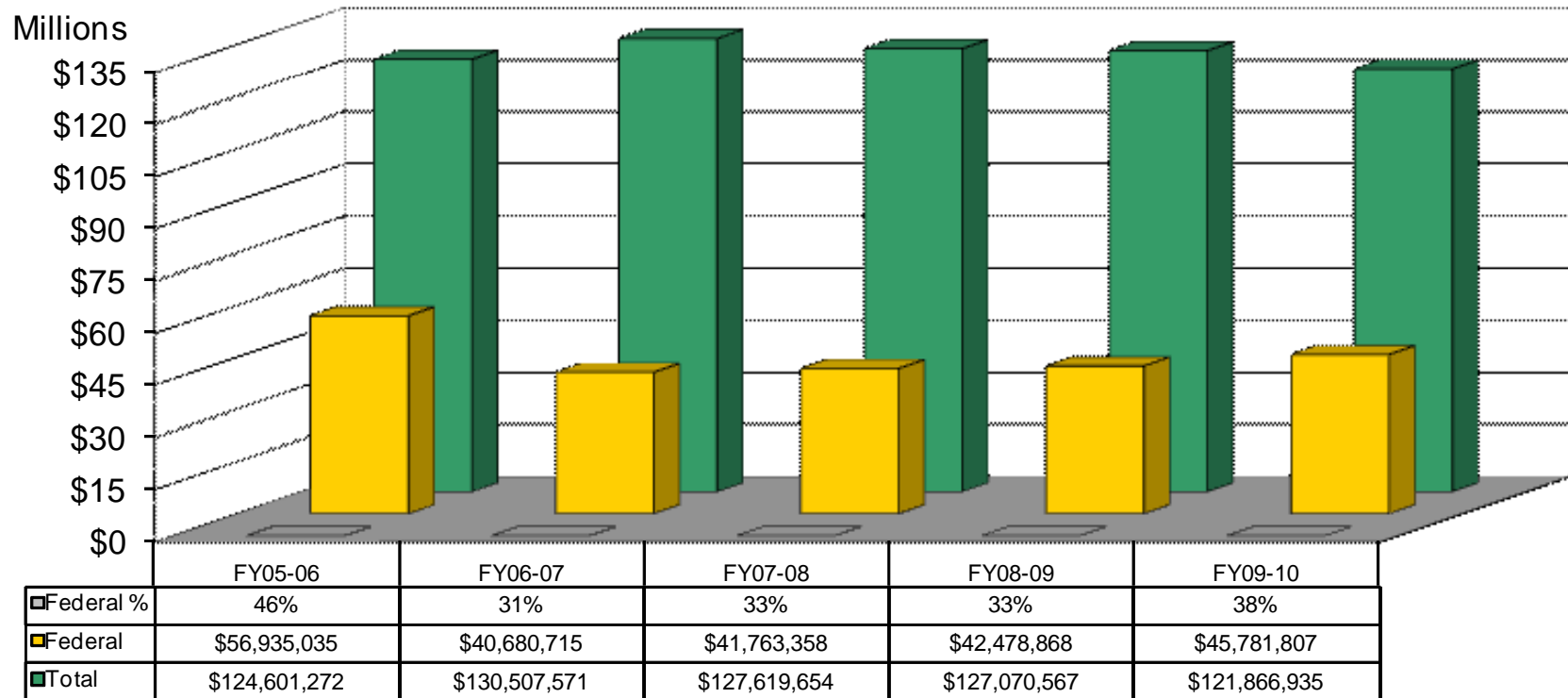
College of The Arts Contract and Grant Awards



Data from prior years has been adjusted to reflect College/Area reorganizations during FY2010.
Published reports prior to FY2010 have not been changed on DSR website.

Academic Affairs Contract and Grant Awards

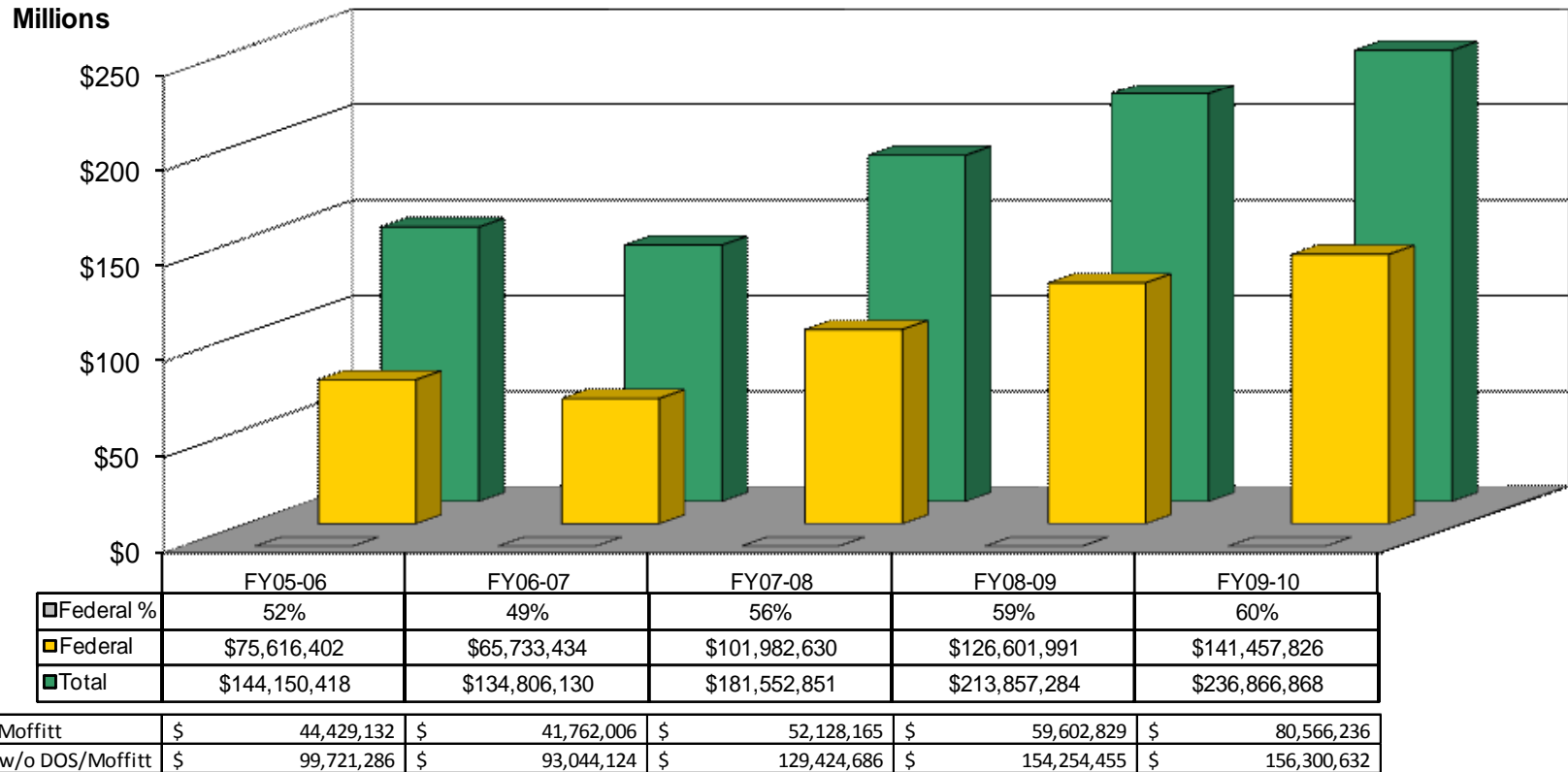
College of Arts & Sciences
 College of Behavioral and Community Sciences
 College of Business Administration
 College of Education
 College of Engineering
 College of Marine Science
 College of The Arts



* Includes Florida Institute of Oceanography \$7,424,784 for the Florida Coastal Sentinels: Active Monitoring of the Fate of the DWH Disaster Oil and Chemical Dispersants to Protect Florida's Coastal Ecosystems

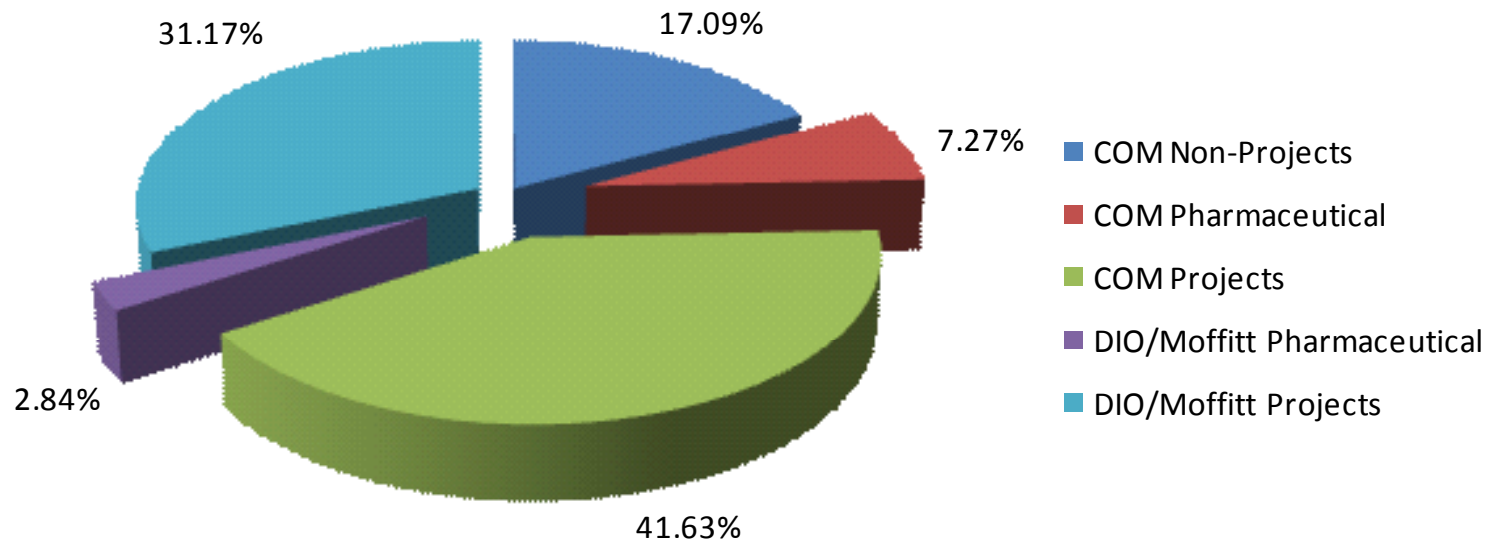
Data from prior years has been adjusted to reflect College/Area reorganizations during FY2010.
 Published reports prior to FY2010 have not been changed on DSR website.

College of Medicine Contract and Grant Awards

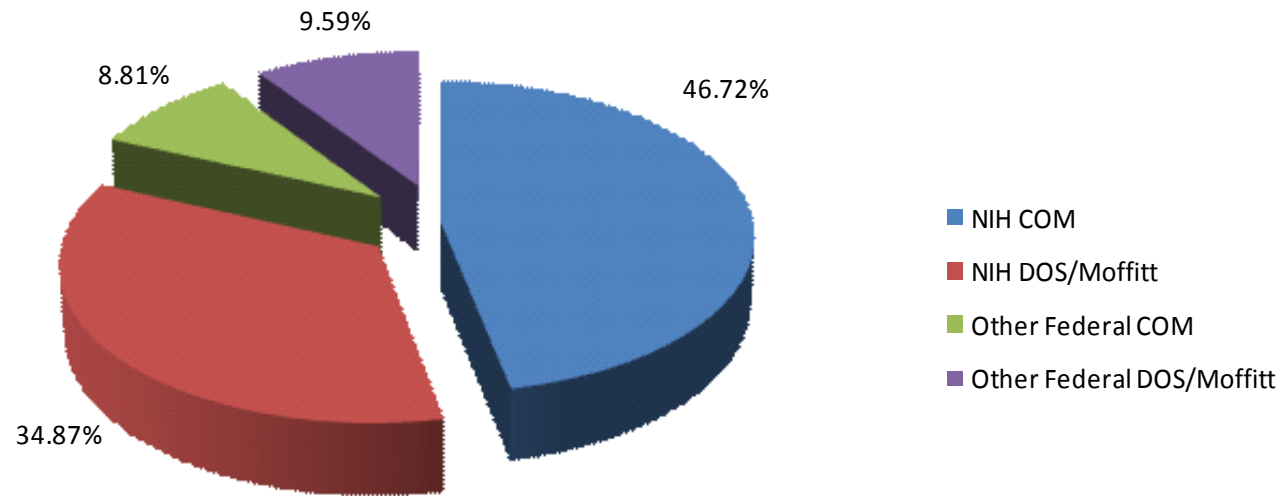


Data from prior years has been adjusted to reflect College/Area reorganizations during FY2010.
Published reports prior to FY2010 have not been changed on DSR website.

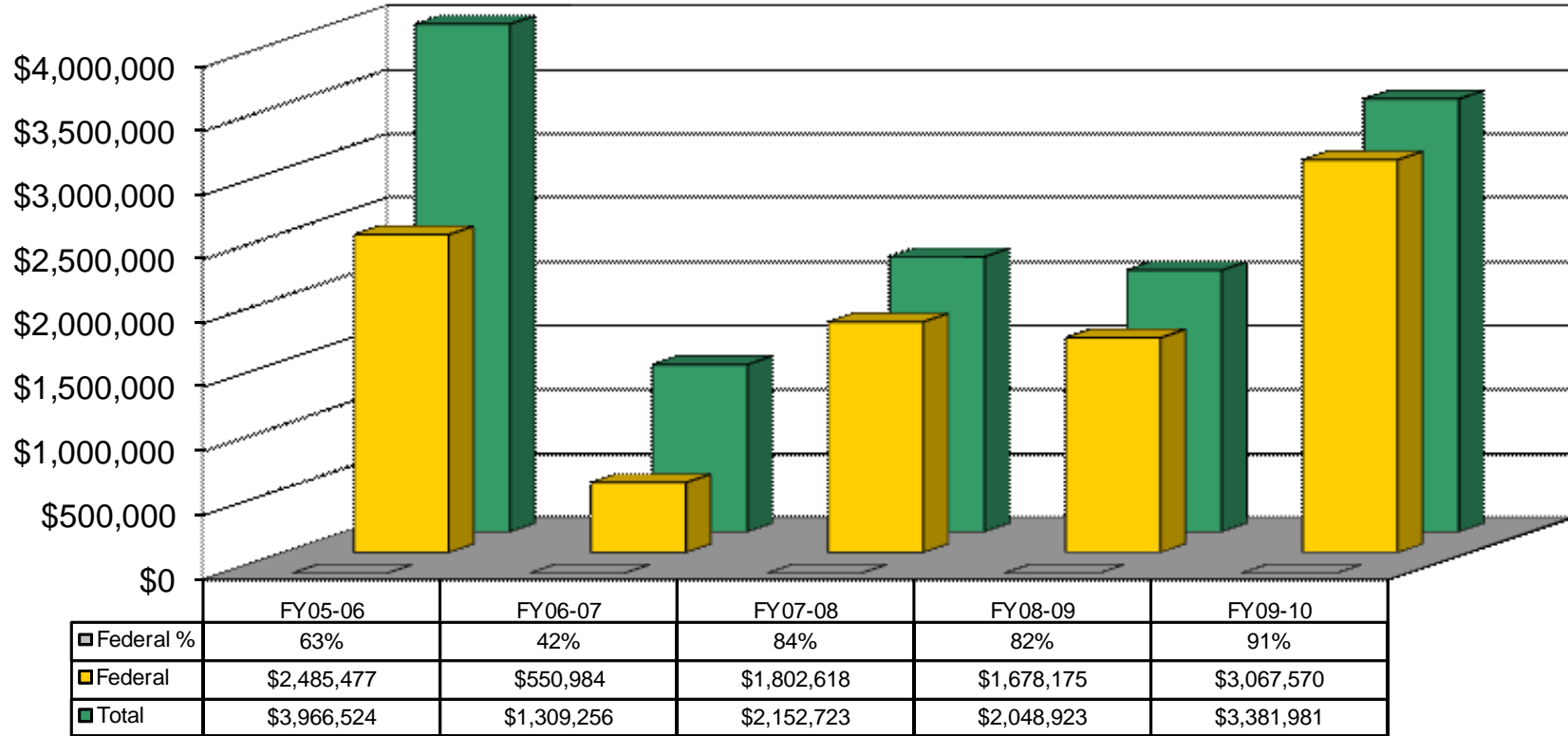
College of Medicine Contract and Grant: Type of Awards



College of Medicine Federal Contract and Grant Awards



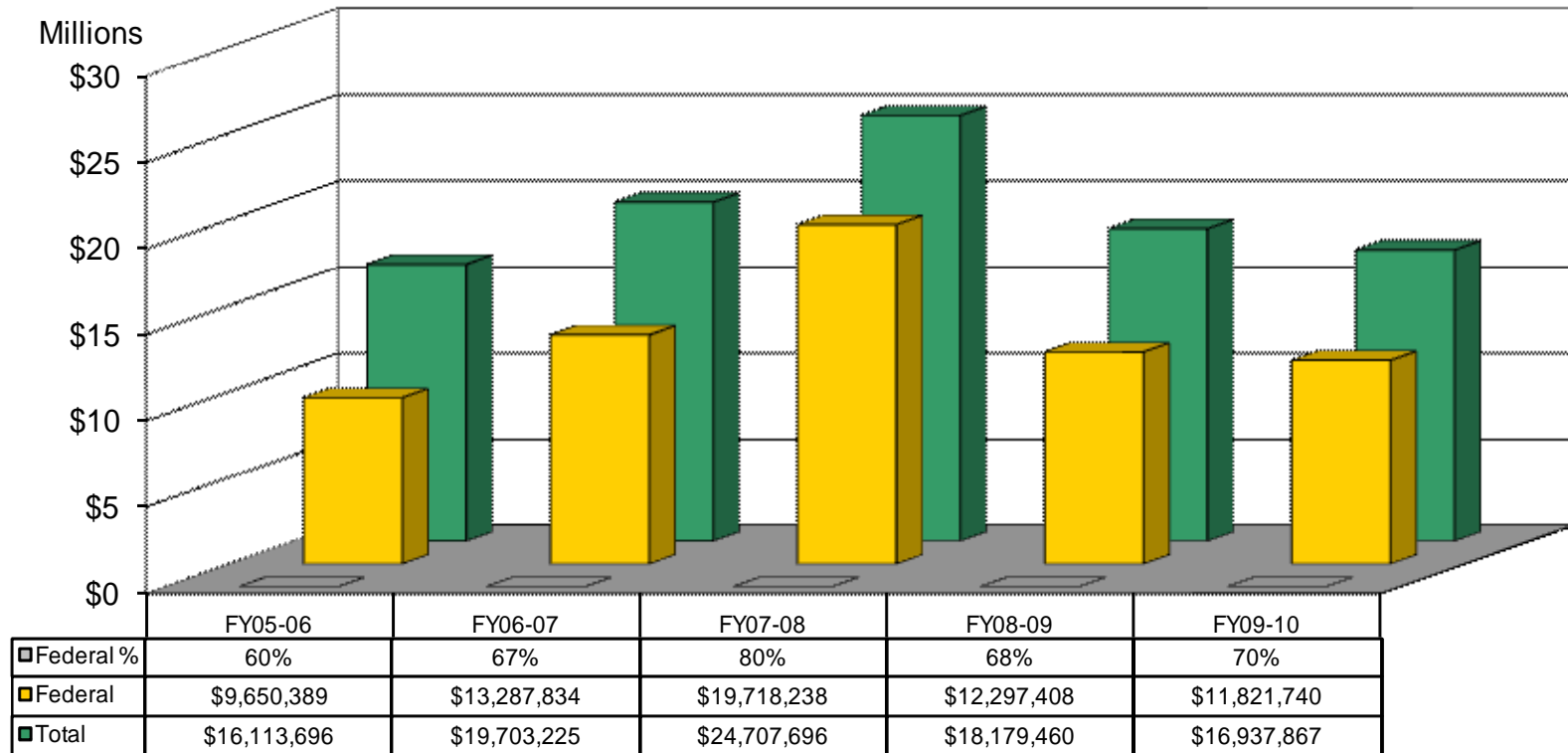
College of Nursing Contract and Grant Awards



*Tampa Campus Only

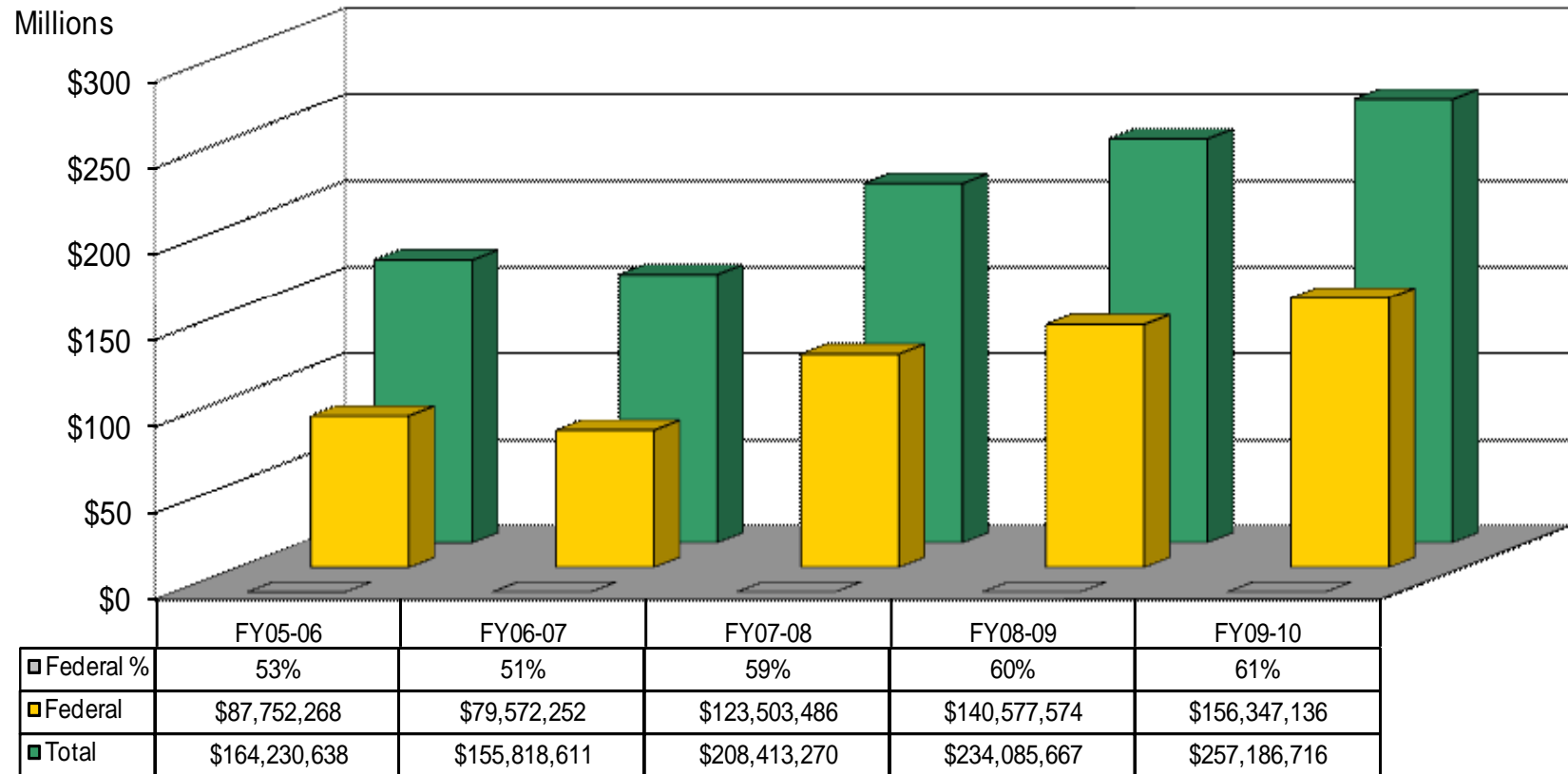
Data from prior years has been adjusted to reflect College/Area reorganizations during FY2010.
Published reports prior to FY2010 have not been changed on DSR website.

College of Public Health Contract and Grant Awards



Data from prior years has been adjusted to reflect College/Area reorganizations during FY2010.
Published reports prior to FY2010 have not been changed on DSR website.

USF Health Summary Contract and Grant Awards



Data from prior years has been adjusted to reflect College/Area reorganizations during FY2010.
Published reports prior to FY2010 have not been changed on DSR website.