

Contract and Grant Award Data

Fiscal Year 2012

Paul R. Sanberg, Ph.D., D.Sc.

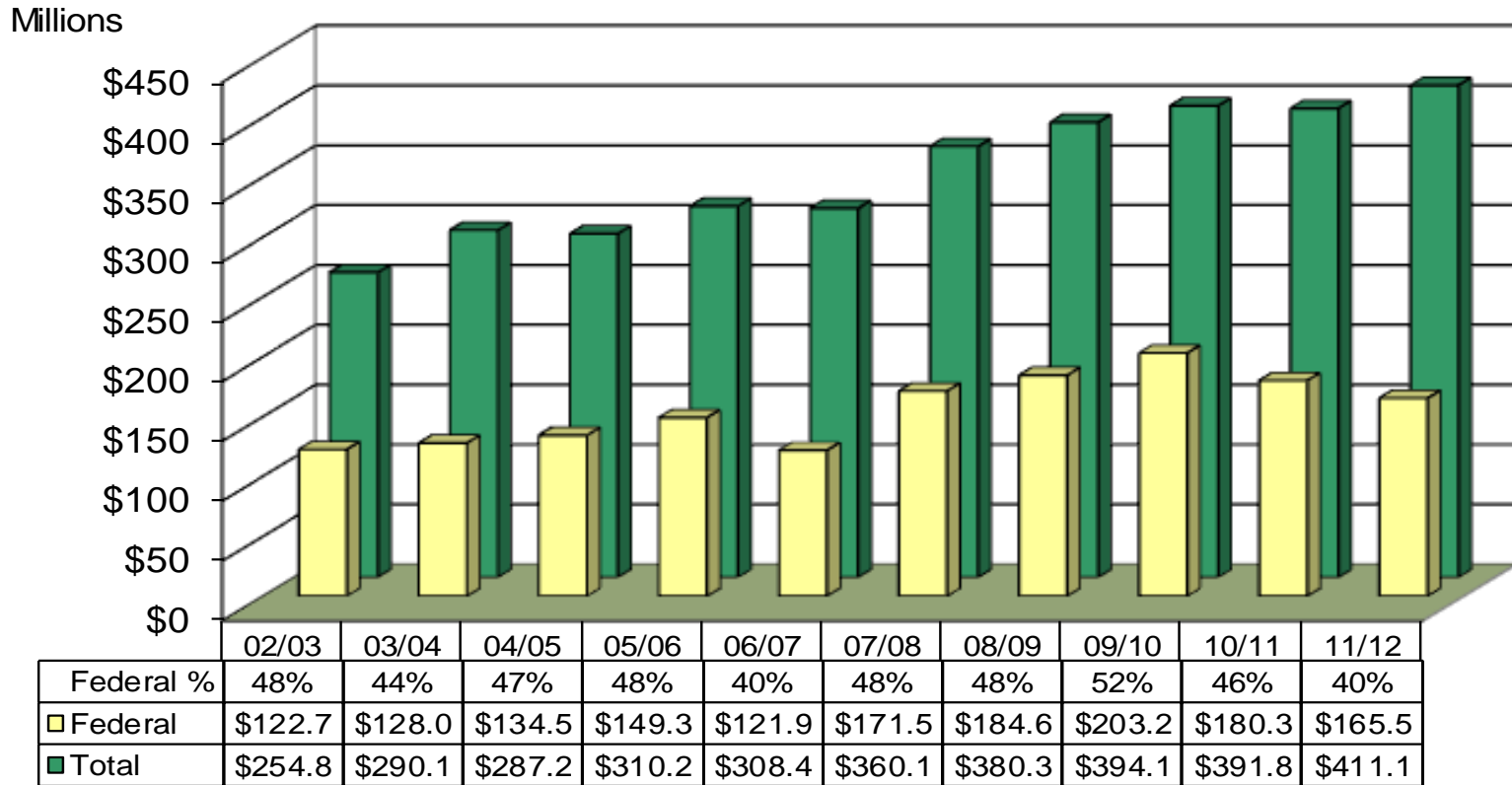
Vice President for Research & Innovation

President, USF Research Foundation

Distinguished University Professor

Contract & Grants

10 Year History



Source: Total award amounts include Project data stored in F.A.S.T, pharmaceuticals, gifts for research and USF affiliates, in addition to Non-Project data, aka convenience accounts.

College/Area 3-Year Comparison

External Funding

COLLEGE/AREA	FY09-10	FY10-11	FY11-12
ACADEMIC AFFAIRS	\$ 10,356,921	\$ 1,944,656	\$ 1,698,811
COLLEGE OF ARTS AND SCIENCES	22,666,438	21,034,159	19,114,411
COLLEGE OF BUSINESS ADMINISTRATION	2,963,287	2,811,198	2,913,680
COLLEGE OF EDUCATION	22,520,074	12,459,951	13,372,949
COLLEGE OF ENGINEERING	22,584,334	27,912,588	28,557,646
COLLEGE OF MARINE SCIENCE	15,018,081	11,132,981	12,804,675
COLLEGE OF THE ARTS	1,347,828	1,308,730	1,142,871
COLLEGE OF BEHAVIORAL AND COMMUNITY SCIENCES	24,099,024	23,337,255	29,478,042
COLLEGE OF MEDICINE	236,866,868	230,473,982	251,252,091
COLLEGE OF NURSING	3,381,981	6,395,806	5,295,716
COLLEGE OF PUBLIC HEALTH	16,937,867	25,942,716	19,453,267
USF POLYTECHNIC (Lakeland)	241,381	1,885,880	827,461
USF SARASOTA/MANATEE	327,220	827,072	252,831
USF ST. PETERSBURG	2,672,270	3,546,273	3,431,614
HONORS COLLEGE	-	206,422	-
OFFICE OF RESEARCH & INNOVATION	987,074	3,400,200	7,658,014
OFFICE OF THE PRESIDENT	641,509	685,524	300,675
STUDENT AFFAIRS	369,948	1,162,475	596,547
UNIVERSITY ADVANCEMENT	9,579,762	14,539,671	8,879,692
UNIVERSITY/ADMINISTRATIVE SERVICES	503,795	792,817	4,030,239
TOTAL FUNDING	\$ 394,065,662	\$ 391,800,356	\$ 411,061,232

*Note: Data from prior years has been adjusted to reflect College/Area reorganizations.
Published reports prior to FY2012 have not been changed on DSR website.*

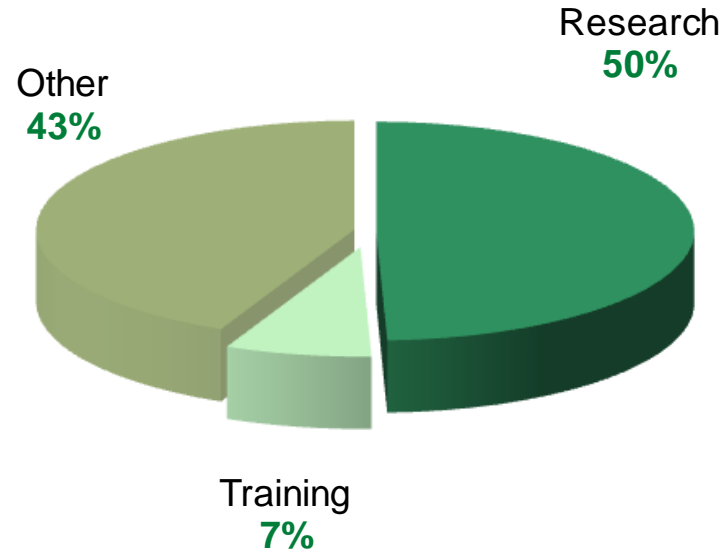
Recovery of Facilities & Administrative Costs (Indirect Costs)

Summary by College or Area, FY2012

COLLEGE/AREA	Expenditures	Indirect Costs	% Recovered
Academic Affairs	\$ 534,546	\$ 33,401	6.2%
College of Arts and Sciences	14,917,879	3,707,326	24.9%
College of Behavioral and Community Sciences	20,828,386	2,543,497	12.2%
College of Business Administration	2,544,623	175,197	6.9%
College of Education	10,932,930	839,728	7.7%
College of Engineering	20,938,030	4,397,127	21.0%
College of Marine Science	13,341,139	1,882,931	14.1%
College of Medicine	106,006,069	13,841,802	13.1%
College of Nursing	3,506,685	882,519	25.2%
College of Pharmacy	82,560	35,010	42.4%
College of Public Health	17,063,419	2,915,530	17.1%
College of The Arts	1,272,980	100,416	7.9%
Graduate School	457,109	2,146	0.5%
Honors College	81,755	10,686	13.1%
International Affairs	(41,823)	5,344	-12.8%
Office of Research & Innovation	1,104,125	8,976	0.8%
Office of the President	311,572	-	0.0%
Student Affairs	119,384	1,889	1.6%
Undergraduate Studies	932,771	55,218	5.9%
University Advancement	10,840,024	3,471	0.0%
University Services	1,393,732	22,029	1.6%
USF Health	5,957,489	704,563	11.8%
USF Polytechnic	836,838	143,288	17.1%
USF Sarasota/Manatee	265,877	7,498	2.8%
USF St. Petersburg	3,071,592	188,458	6.1%
TOTAL EXPENDITURES	\$ 237,299,691	\$ 32,508,050	13.7%

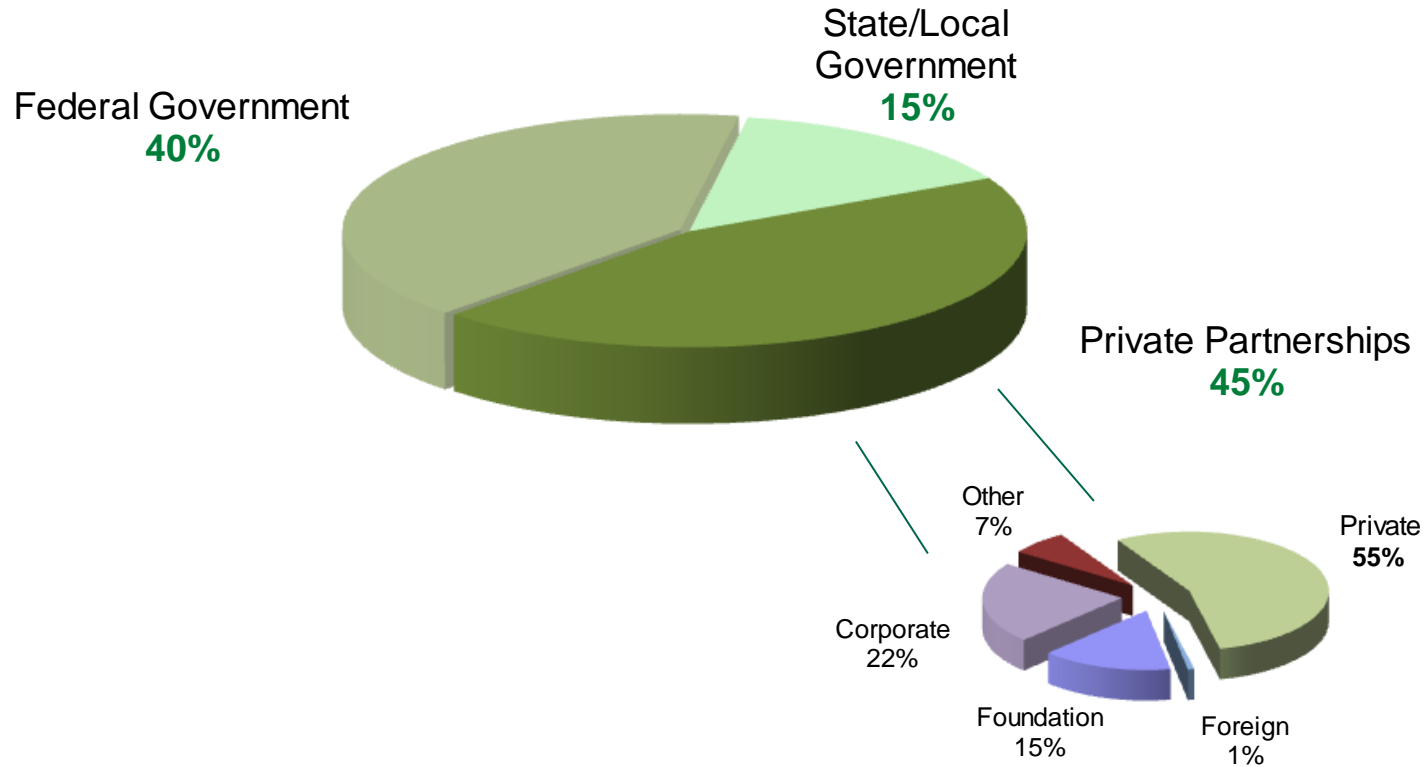
*Expenditures include both project and non-project.

Funding by Project Type



Research	Training	Other	Total
\$203,261,120	\$30,505,032	\$177,295,080	\$411,061,232

Sources of External Funding

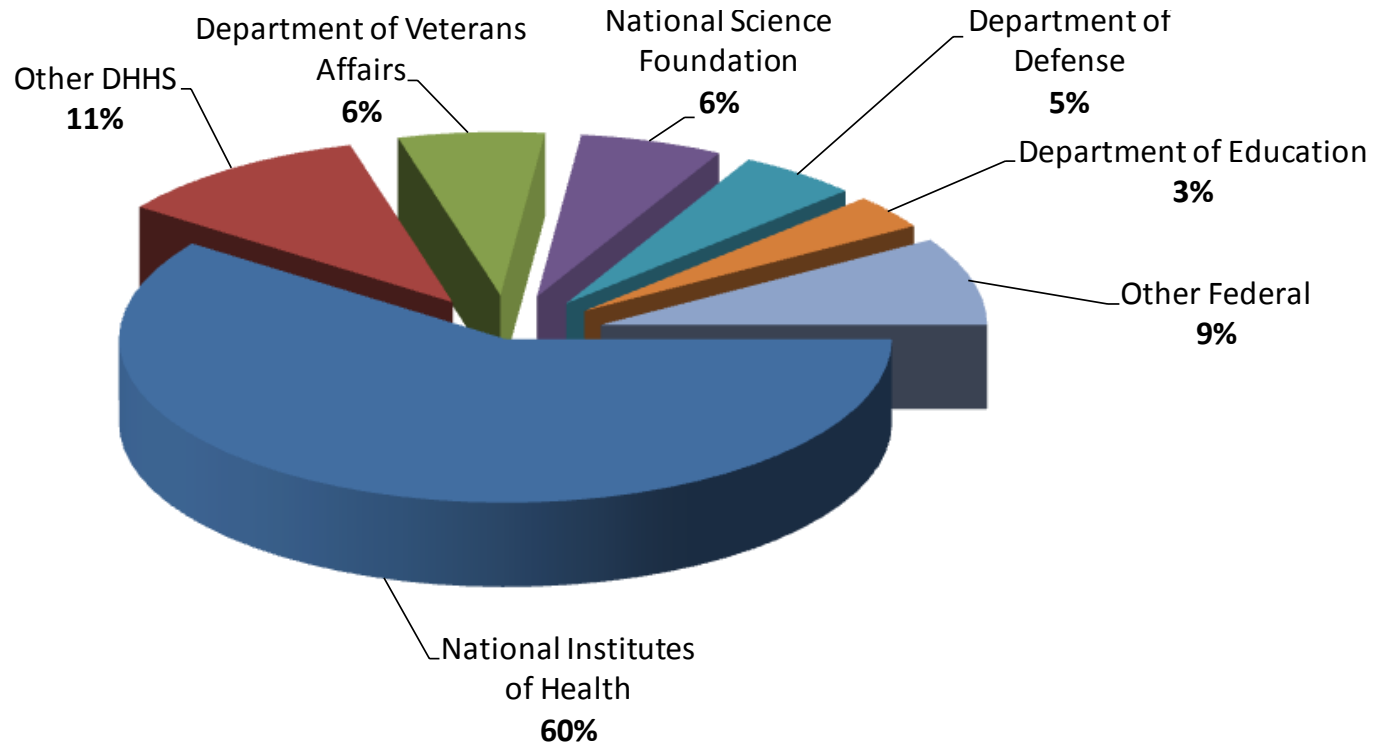


State/Local Government	Private Partnerships	Federal Government
\$60,051,057	\$184,423,447	\$166,586,728

Federal Agencies

AGENCY	FY09-10	FY10-11	FY11-12
National Institutes of Health	\$ 125,180,301	\$ 104,856,483	\$ 99,848,722
Department of Health and Human Services	18,411,379	16,114,830	17,959,432
Department of Veterans Affairs	5,313,566	7,753,872	10,201,433
National Science Foundation	14,098,919	15,355,198	9,982,908
Department of Defense	19,999,568	16,958,328	8,400,805
Department of Education	8,237,686	5,633,408	5,670,930
Department of Transportation	969,000	3,107,475	4,955,213
Department of Energy	1,246,491	2,186,618	2,399,476
Department of the Interior	2,405,101	860,587	2,324,672
Department of Labor	2,262,000	2,260,000	2,268,605
National Aeronautics & Space Administration	1,840,851	1,271,939	1,089,976
Other Federal Agencies	1,673,412	389,762	865,484
Department of Commerce	1,076,089	2,747,979	525,519
Department of Justice	-	200,000	93,553
Department of Homeland Security	513,736	701,173	-
TOTAL	\$ 203,228,099	\$ 180,397,652	\$ 166,586,728

Primary Sources of Federal Funding



NIH Funding *by College/Area*

COLLEGE_AREA	FY09-10	FY10-11	FY11-12
COLLEGE OF ARTS AND SCIENCES	\$ 2,519,631	4,713,032	3,666,905
COLLEGE OF ENGINEERING	210,299	1,429,284	1,529,988
COLLEGE OF BEHAVIORAL AND COMMUNITY SCIENCES	1,133,170	2,491,738	3,316,086
COLLEGE OF MEDICINE	115,419,653	91,010,475	86,587,567
COLLEGE OF NURSING	2,295,034	1,920,891	2,205,049
COLLEGE OF PUBLIC HEALTH	3,602,514	3,291,063	2,043,127
USF ST. PETERSBURG	-	-	-
OFFICE OF RESEARCH & INNOVATION	-	-	500,000
NIH Total	\$ 125,180,301	\$ 104,856,483	\$ 99,848,722

Note: Data from prior years has been adjusted to reflect College/Area reorganizations.
Published reports prior to FY2012 have not been changed on DSR website.

NSF Funding *by College/Area*

COLLEGE_AREA	FY09-10	FY10-11	FY11-12
ACADEMIC AFFAIRS	\$ 162,000	\$ 160,570	\$ 123,500
COLLEGE OF ARTS AND SCIENCES	5,262,342	5,171,397	4,452,739
COLLEGE OF BUSINESS ADMINISTRATION	19,894	115,379	64,339
COLLEGE OF EDUCATION	-	1,319,662	-
COLLEGE OF ENGINEERING	5,702,485	4,260,068	2,720,172
COLLEGE OF MARINE SCIENCE	2,755,033	3,684,814	1,294,359
COLLEGE OF BEHAVIORAL AND COMMUNITY SCIENCES	-	-	103,211
COLLEGE OF MEDICINE	-	-	408,741
COLLEGE OF PUBLIC HEALTH	153,315	80,000	80,000
USF POLYTECHNIC (Lakeland)	43,850	57,718	95,777
USF ST. PETERSBURG	-	299,168	640,070
HONORS COLLEGE	-	206,422	-
NSF Total	\$ 14,098,919	\$ 15,355,198	\$ 9,982,908

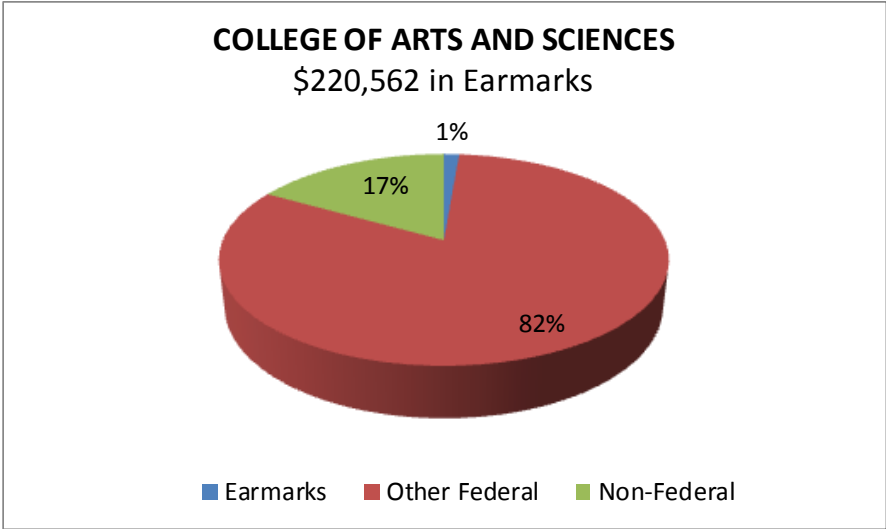
Note: Data from prior years has been adjusted to reflect College/Area reorganizations.
Published reports prior to FY2012 have not been changed on DSR website.

Contract and Grant Awards from Congressional Earmarks

COLLEGE/AREA	Earmarks	Federal & FFT	% from Federal	Projects Total	% from Total
ACADEMIC AFFAIRS	-	428,372		\$ 1,500,654	
COLLEGE OF ARTS AND SCIENCES	220,562	13,945,536	1.6%	16,765,367	1.3%
COLLEGE OF BEHAVIORAL AND COMM	-	23,029,089		26,228,586	
COLLEGE OF BUSINESS ADMINISTRAT	-	1,990,515		2,101,145	
COLLEGE OF EDUCATION	-	12,497,740		13,142,949	
COLLEGE OF ENGINEERING	-	22,702,782		28,664,912	
COLLEGE OF MARINE SCIENCE	-	7,537,335		12,438,141	
COLLEGE OF MEDICINE	-	73,053,554		86,317,287	
COLLEGE OF NURSING	-	2,822,525		3,229,172	
COLLEGE OF PUBLIC HEALTH	-	15,635,080		18,445,071	
COLLEGE OF THE ARTS	-	83,148		846,438	
OFFICE OF RESEARCH & INNOVATION	-	630,000		686,500	
STUDENT AFFAIRS	-	466,286		506,893	
UNIVERSITY ADVANCEMENT	-	3,000		1,427,274	
UNIVERSITY/ADMINISTRATIVE SERVICI	-	1,520,923		1,520,923	
USF POLYTECHNIC (Lakeland)	-	605,911		827,461	
USF SARASOTA/MANATEE	-	49,000		124,167	
USF ST. PETERSBURG	-	3,181,727		3,415,175	
Total	\$ 220,562	\$ 180,182,523	0.1%	\$ 218,188,115	0.1%

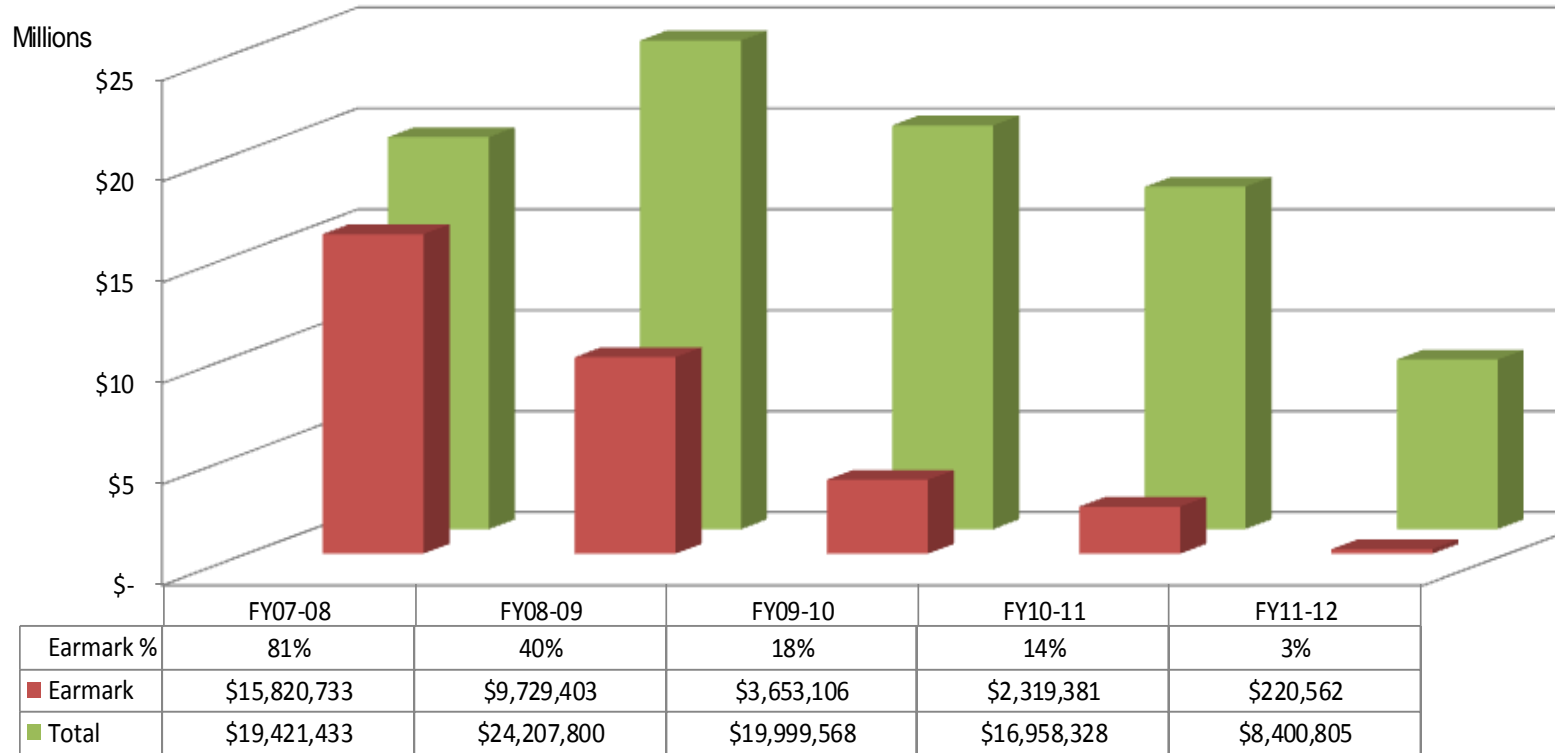
Total award amounts include Project data stored in F.A.S.T. only.

Colleges with Congressional Earmarks



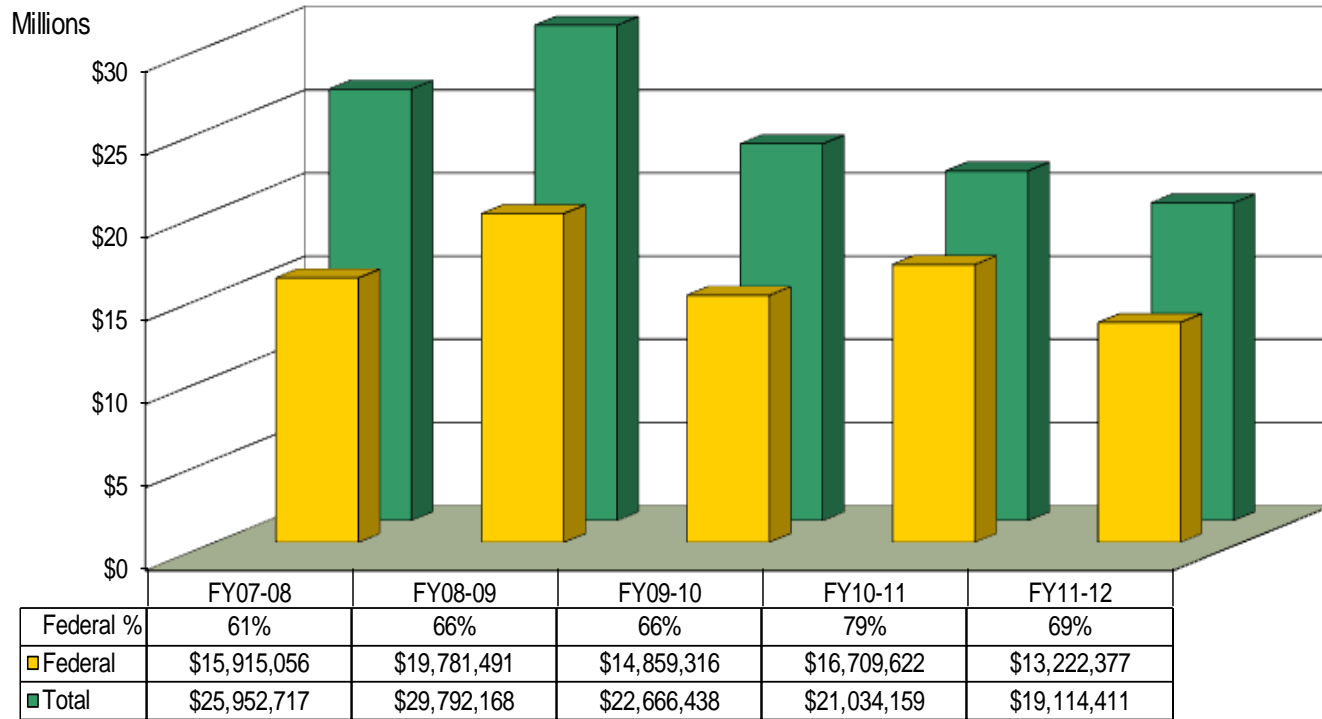
Total award amounts include Project data stored in F.A.S.T. only.

US Department of Defense Earmarks



Source: Graph includes Project data stored in F.A.S.T, pharmaceuticals, gifts for research and USF affiliates, in addition to Non-Project data ,aka convenience accounts.

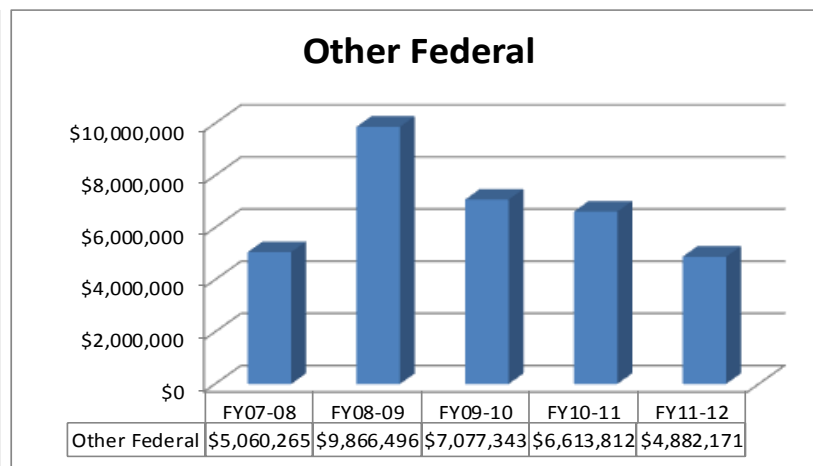
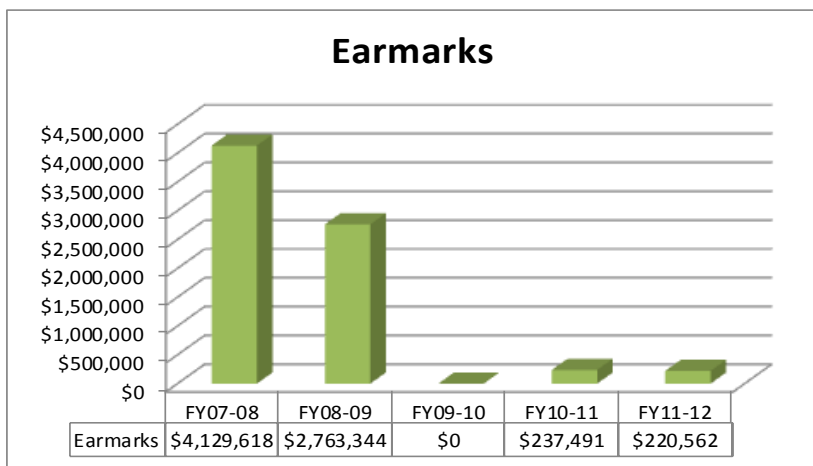
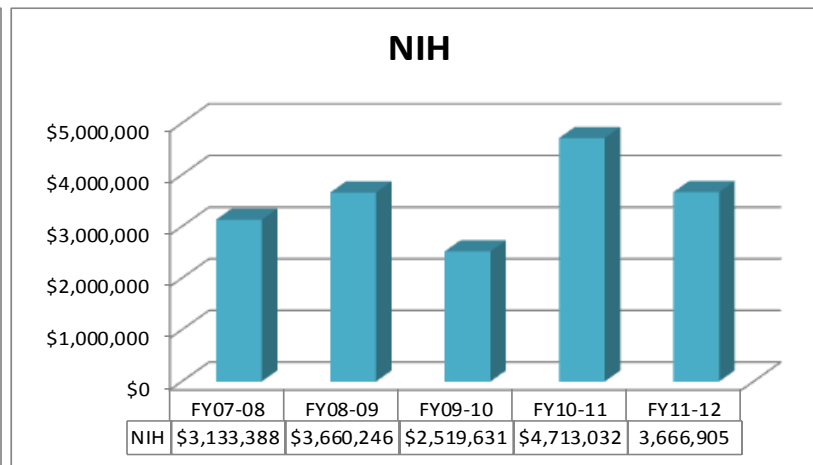
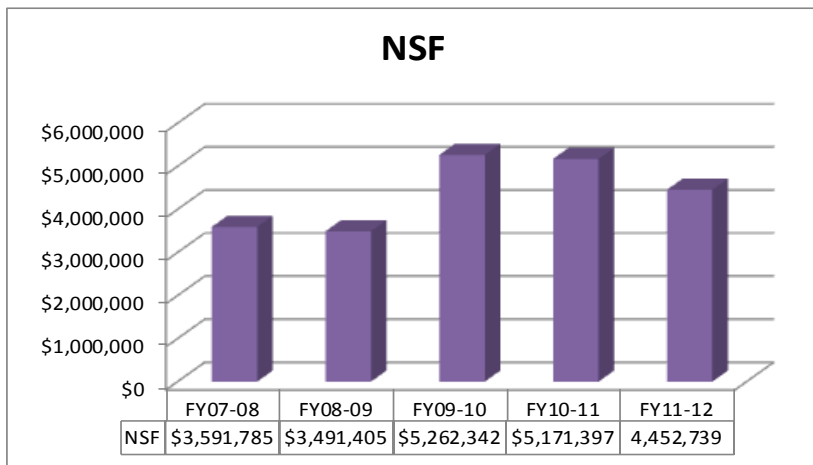
College of Arts & Sciences Contract and Grant Awards



*Tampa Campus Only

Note: Data from prior years has been adjusted to reflect College/Area reorganizations.
Published reports prior to FY2012 have not been changed on DSR website.

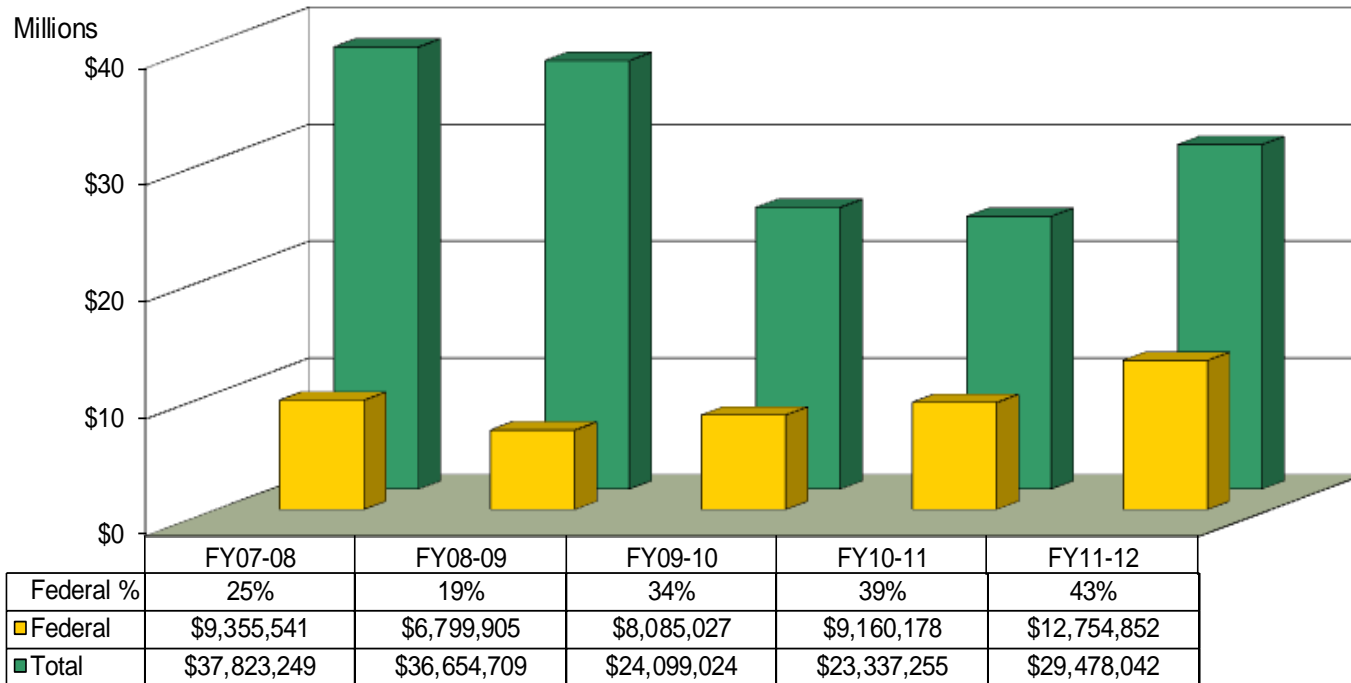
College of Arts & Sciences Federal Awards



*Tampa Campus Only

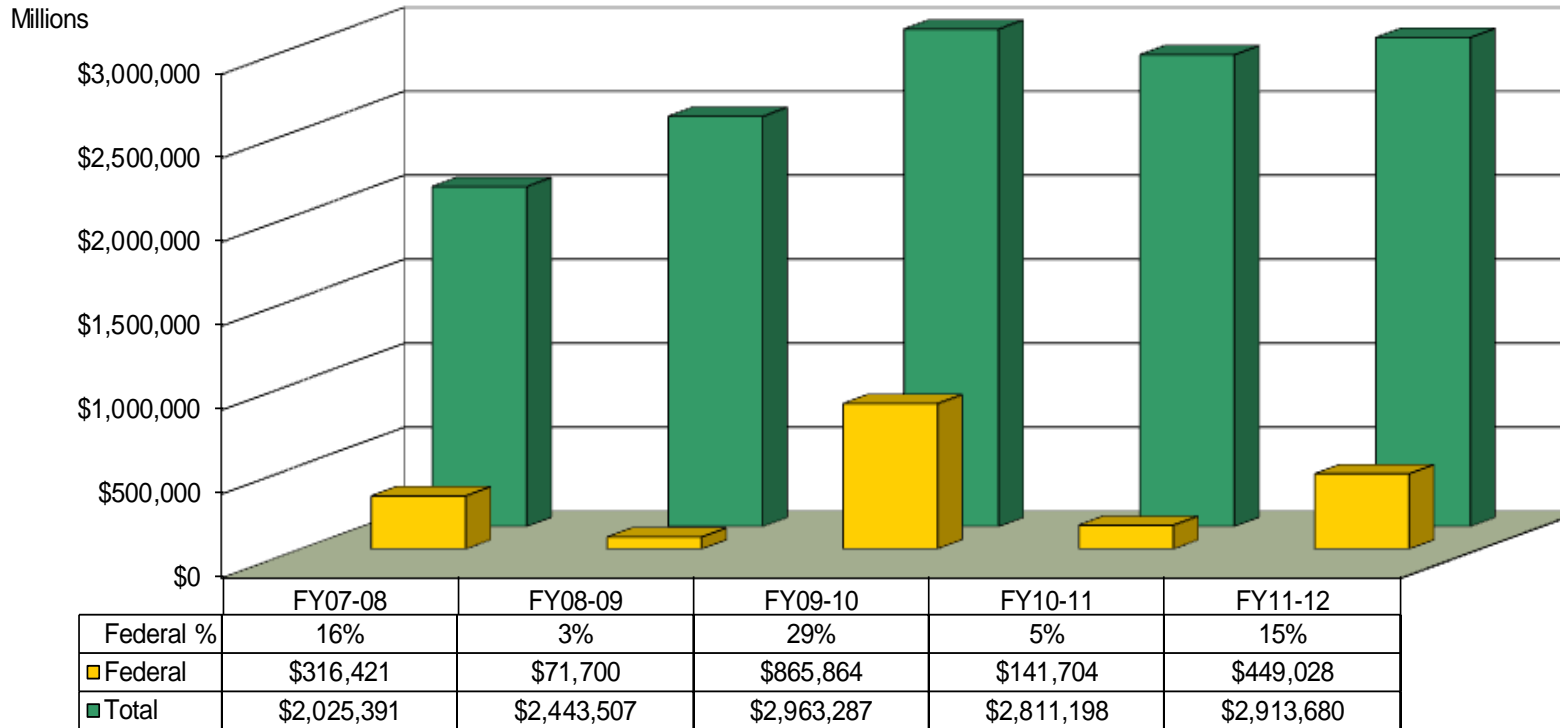
Note: Data from prior years has been adjusted to reflect College/Area reorganizations.
Published reports prior to FY2012 have not been changed on DSR website.

College of Behavioral and Community Sciences Contract and Grant Awards



Note: Data from prior years has been adjusted to reflect College/Area reorganizations.
Published reports prior to FY2012 have not been changed on DSR website.

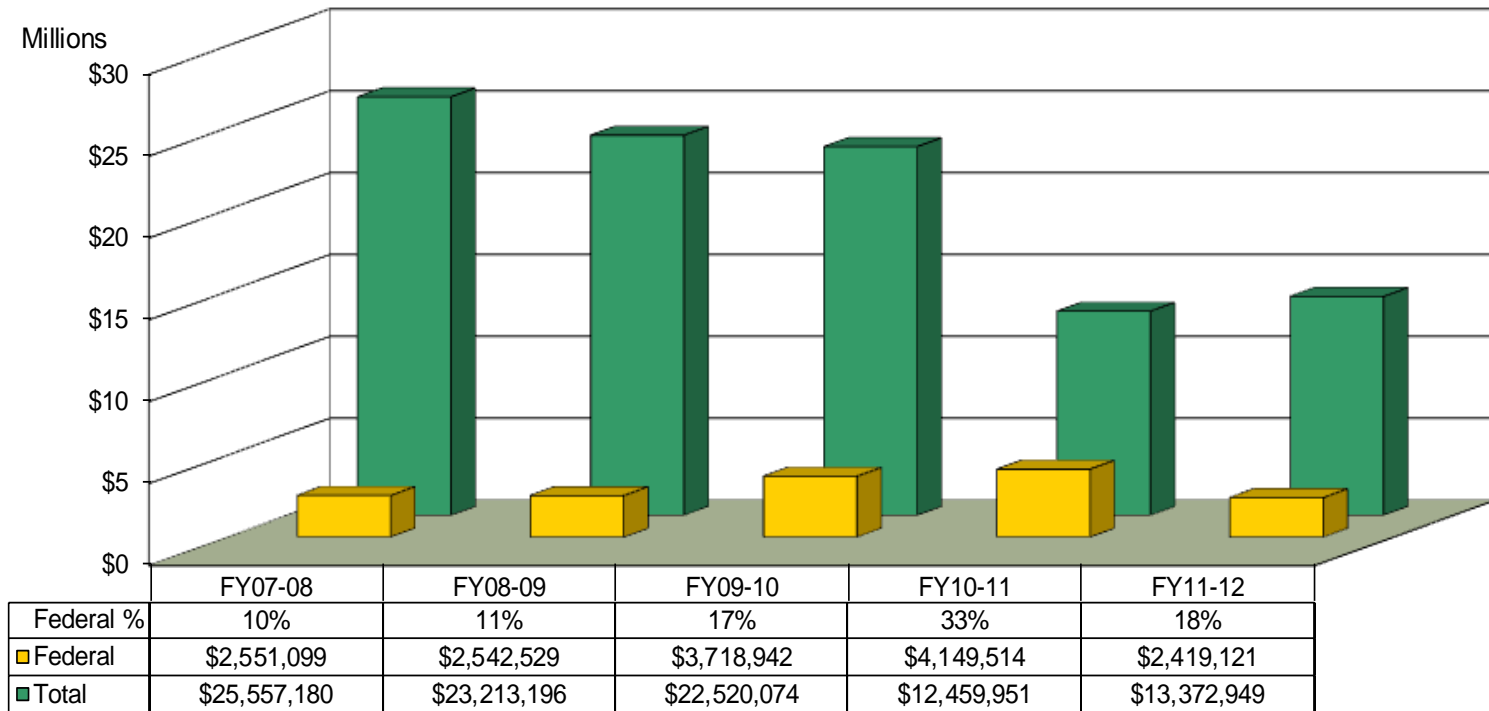
College of Business Administration Contract and Grant Awards



*Tampa Campus Only

Note: Data from prior years has been adjusted to reflect College/Area reorganizations.
Published reports prior to FY2012 have not been changed on DSR website.

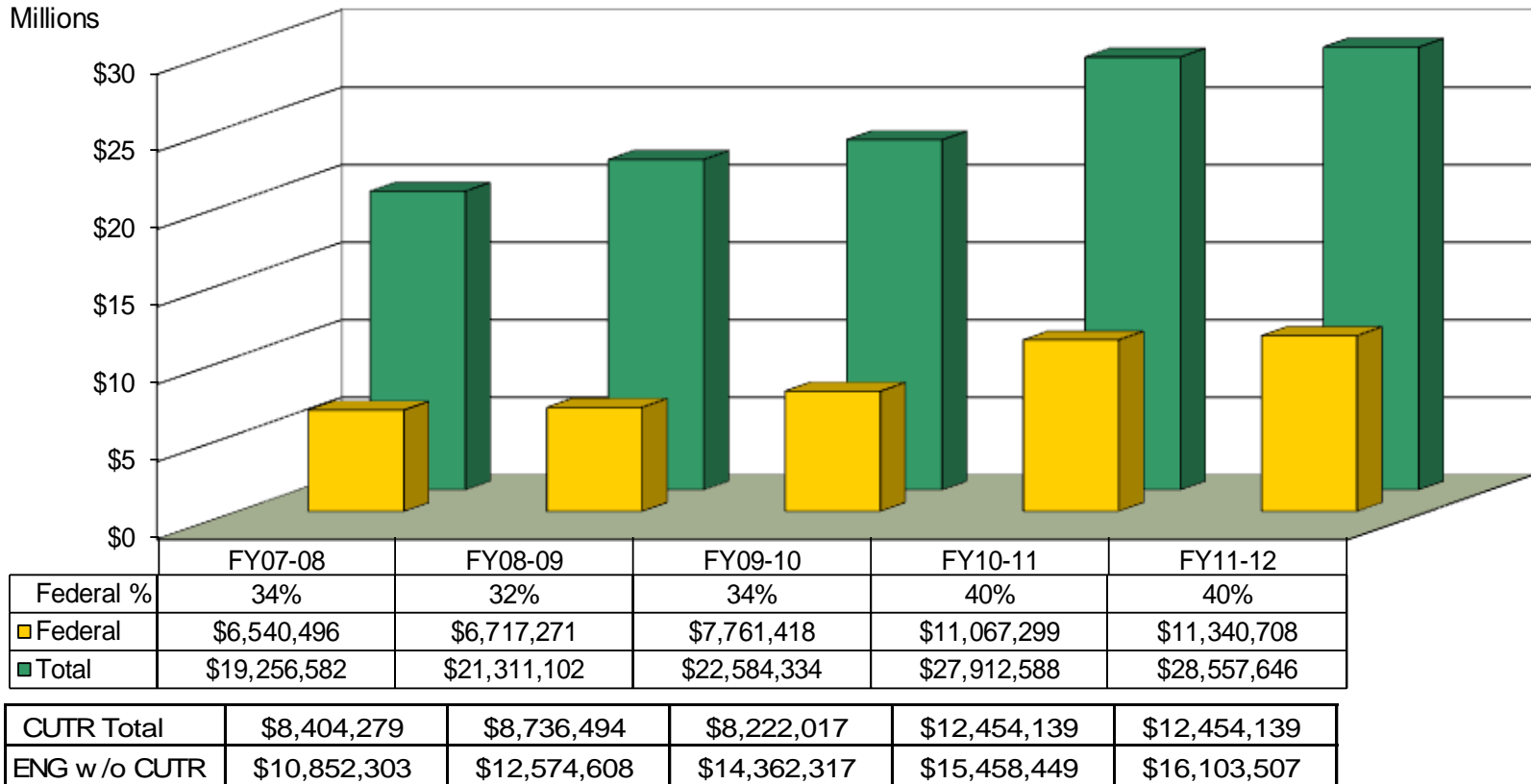
College of Education Contract and Grant Awards



*Tampa Campus Only

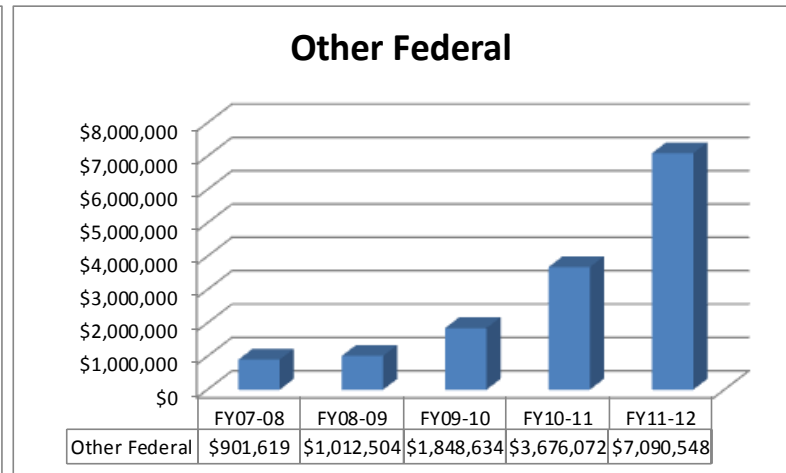
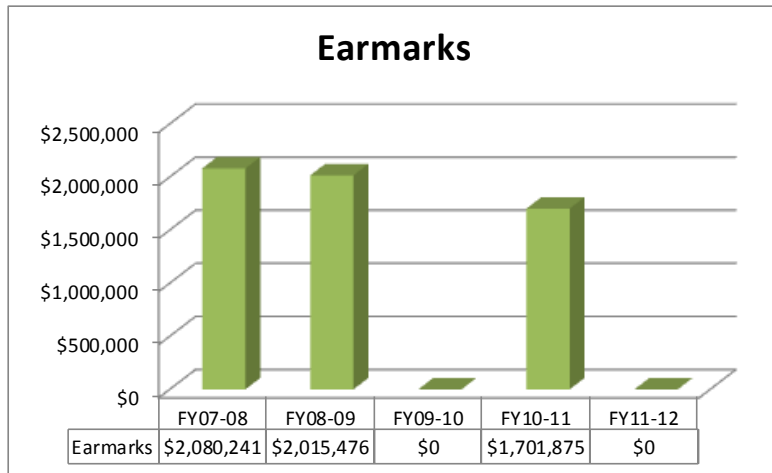
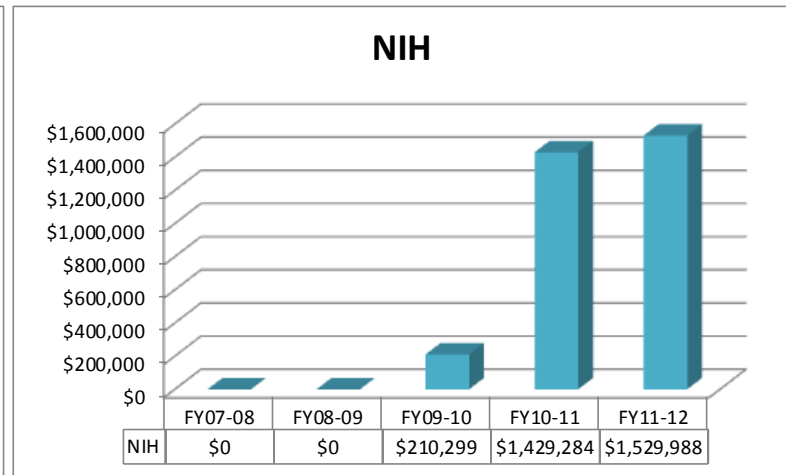
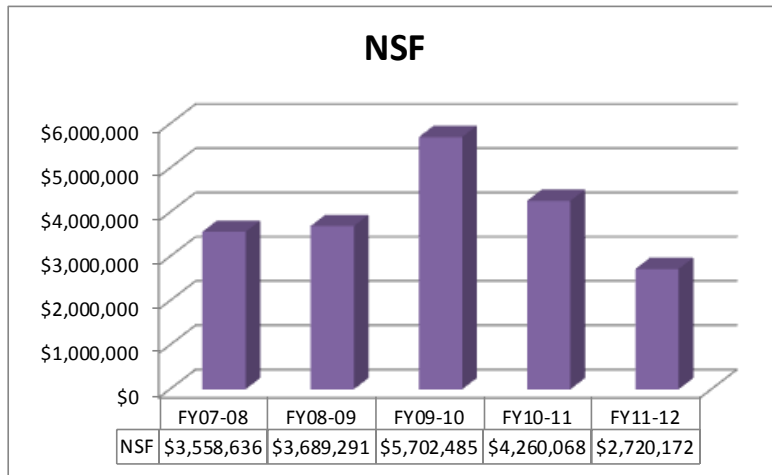
Note: Data from prior years has been adjusted to reflect College/Area reorganizations.
Published reports prior to FY2012 have not been changed on DSR website.

College of Engineering Contract and Grant Awards



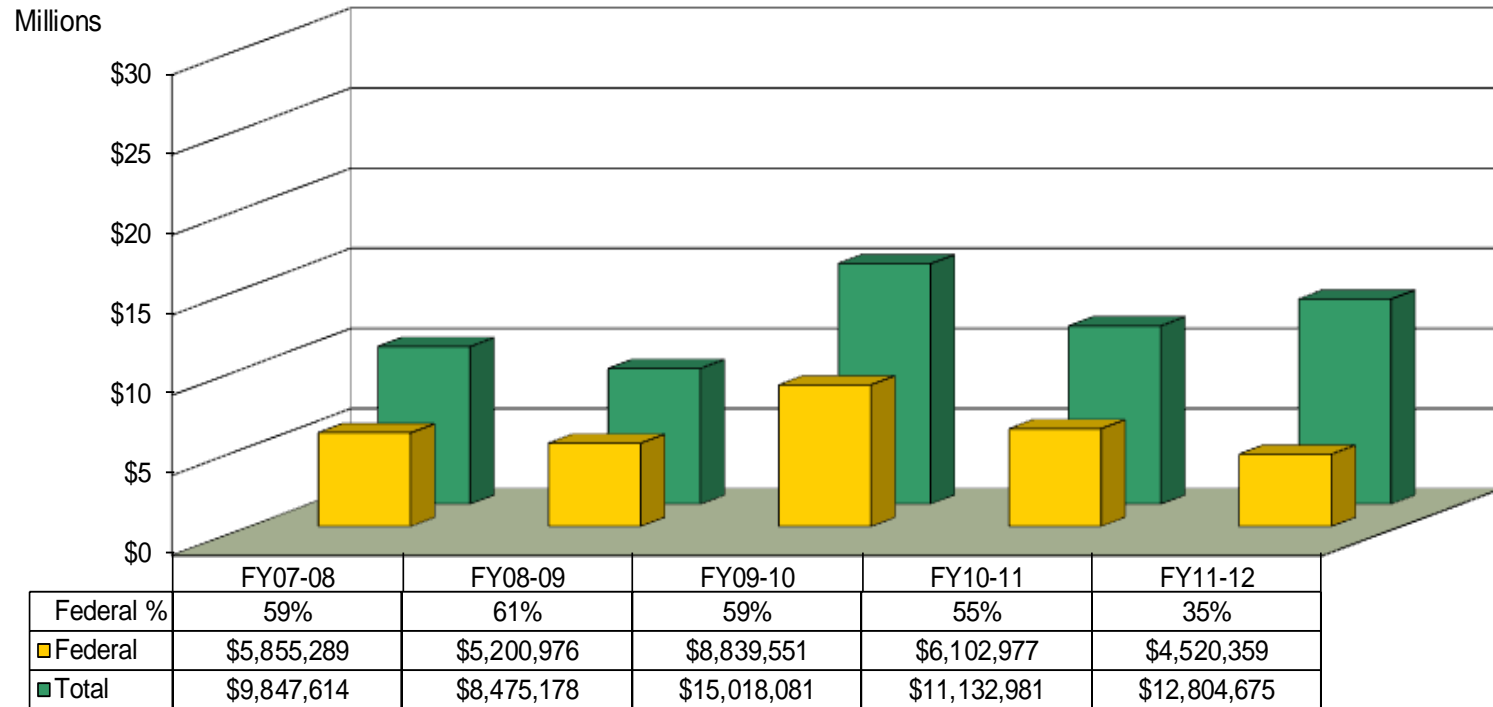
Note: Data from prior years has been adjusted to reflect College/Area reorganizations.
Published reports prior to FY2012 have not been changed on DSR website.

College of Engineering Federal Awards



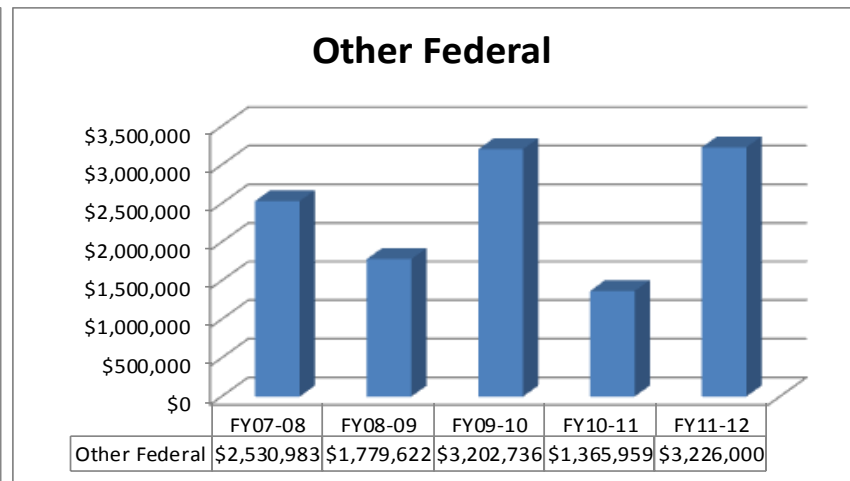
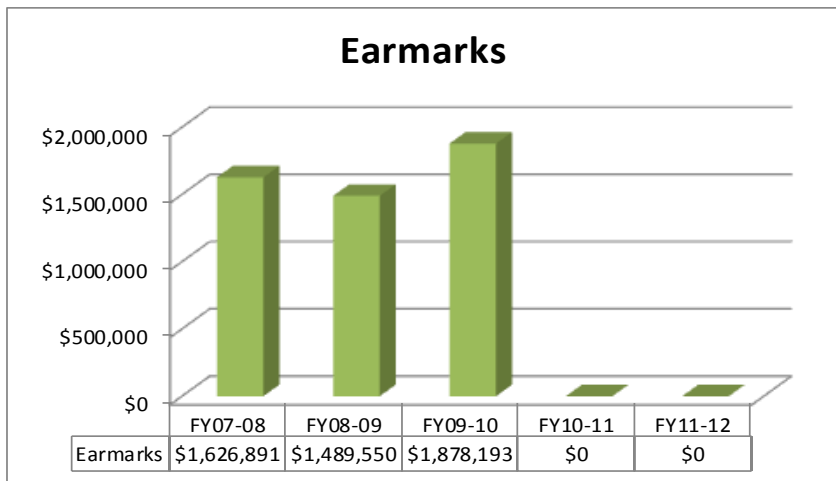
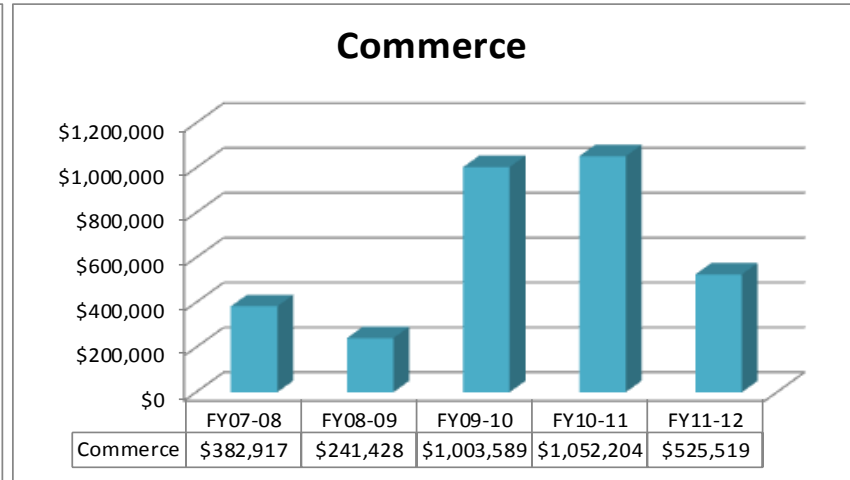
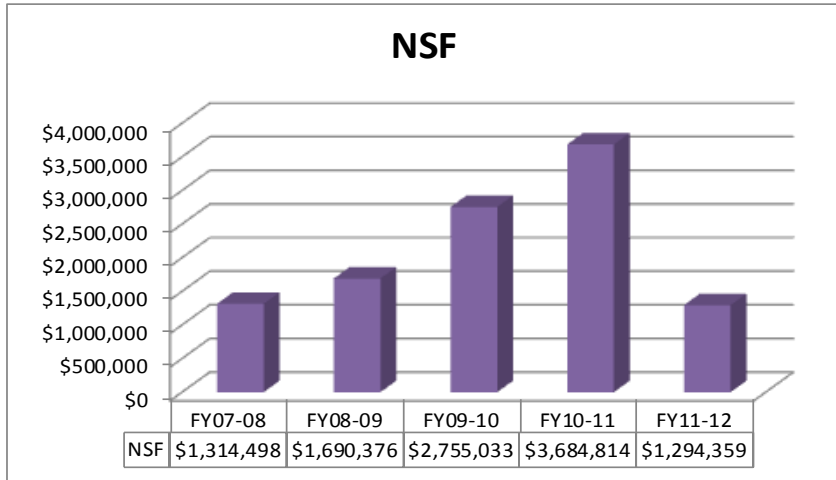
Note: Data from prior years has been adjusted to reflect College/Area reorganizations.
Published reports prior to FY2012 have not been changed on DSR website.

College of Marine Science Contract and Grant Awards



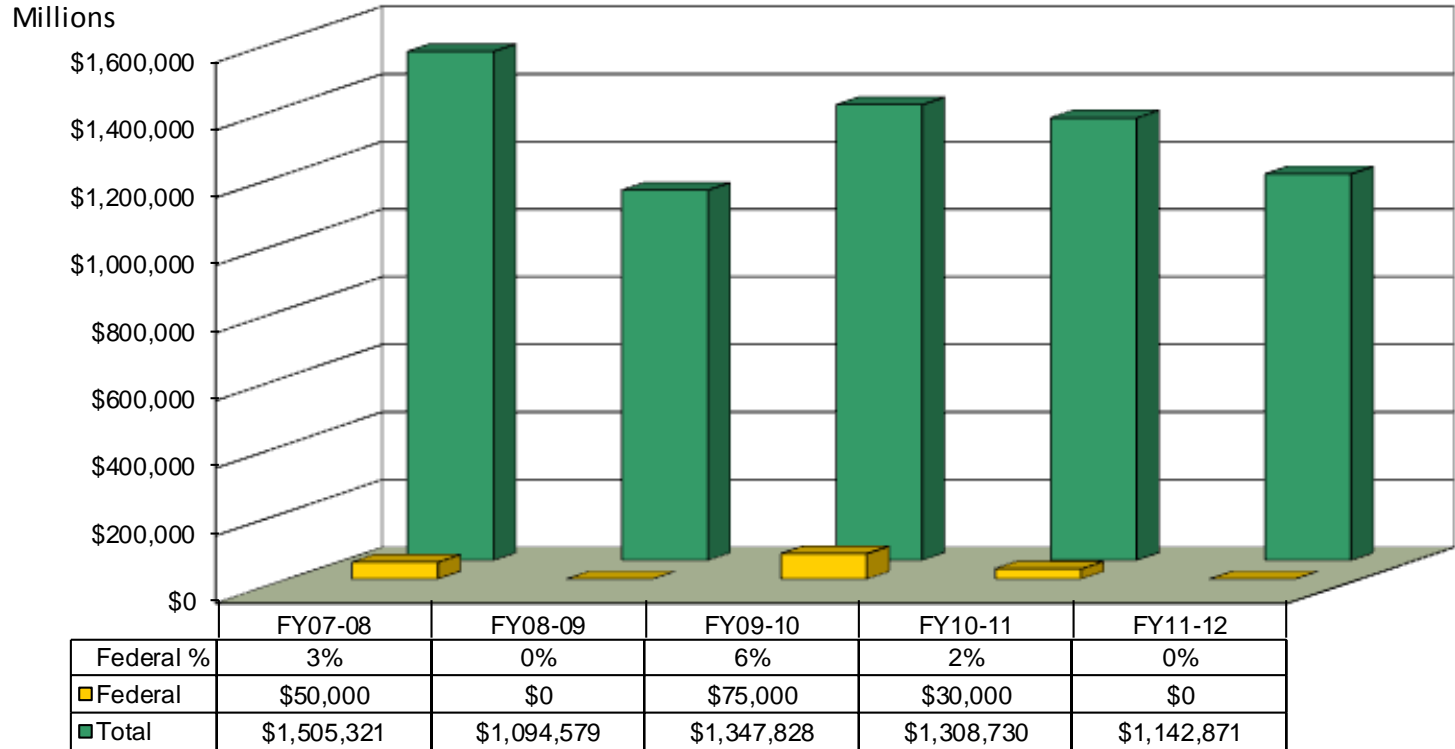
Note: Data from prior years has been adjusted to reflect College/Area reorganizations.
Published reports prior to FY2012 have not been changed on DSR website.

College of Marine Science Federal Awards



Note: Data from prior years has been adjusted to reflect College/Area reorganizations.
Published reports prior to FY2012 have not been changed on DSR website.

College of The Arts Contract and Grant Awards

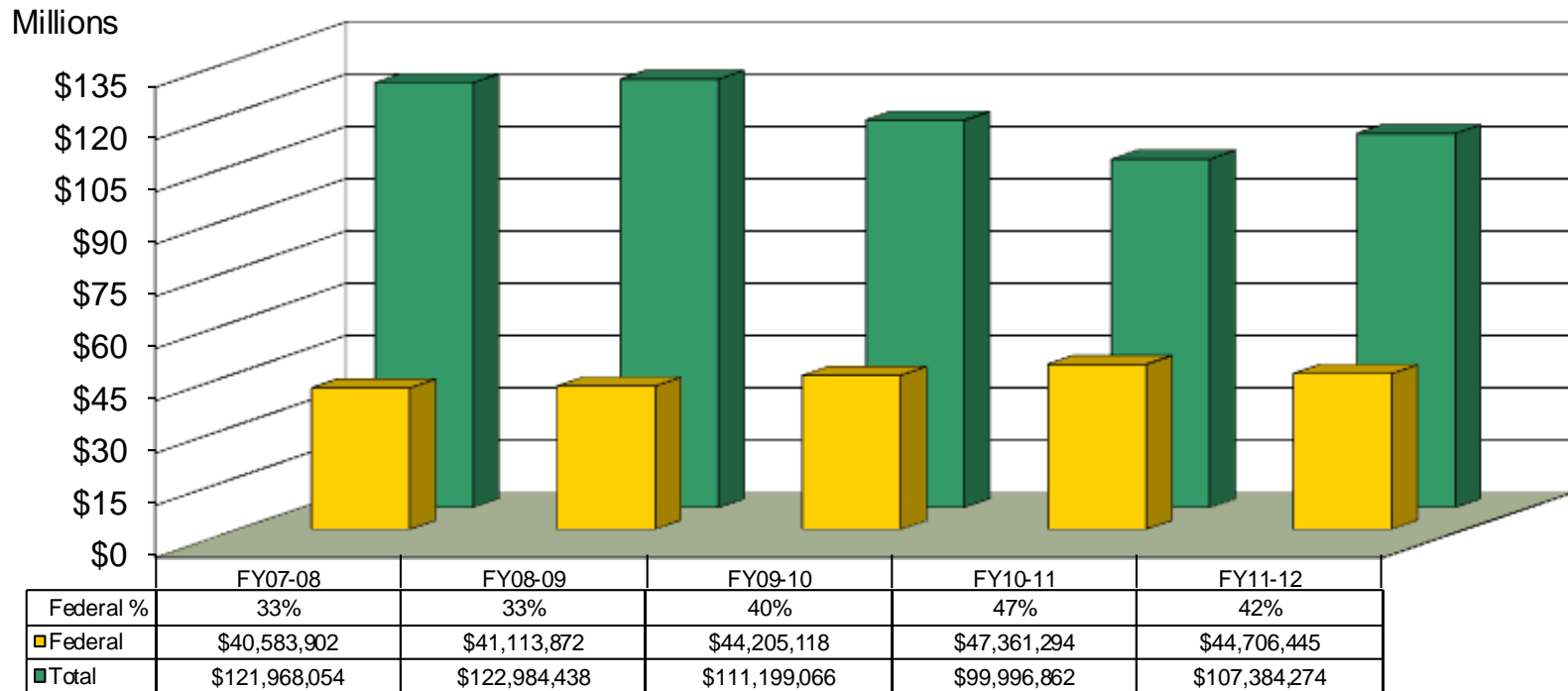


Note: Data from prior years has been adjusted to reflect College/Area reorganizations.
Published reports prior to FY2012 have not been changed on DSR website.

Academic Affairs

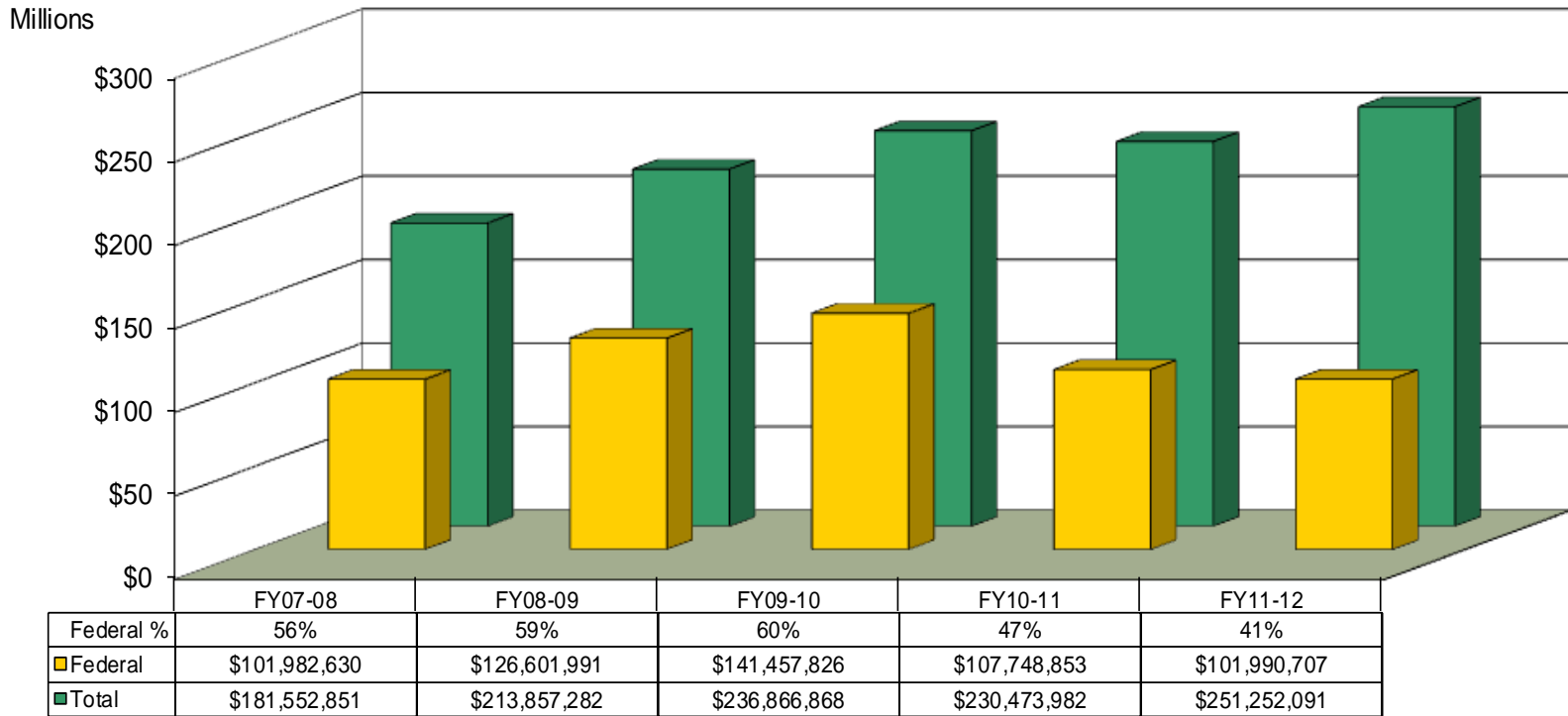
Contract and Grant Awards

College of Arts & Sciences
 College of Behavioral and Community Sciences
 College of Business Administration
 College of Education
 College of Engineering
 College of Marine Science
 College of The Arts



Note: Data from prior years has been adjusted to reflect College/Area reorganizations.
 Published reports prior to FY2012 have not been changed on DSR website.

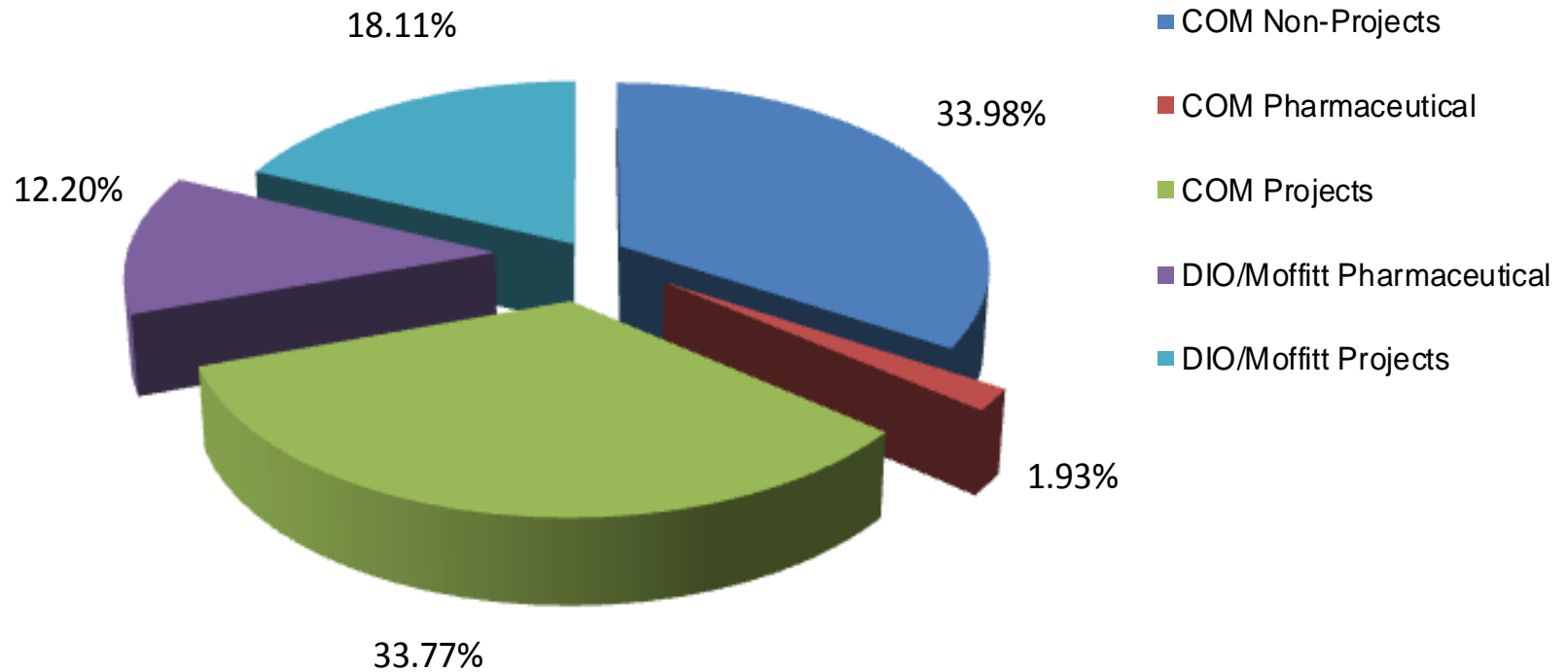
College of Medicine Contract and Grant Awards



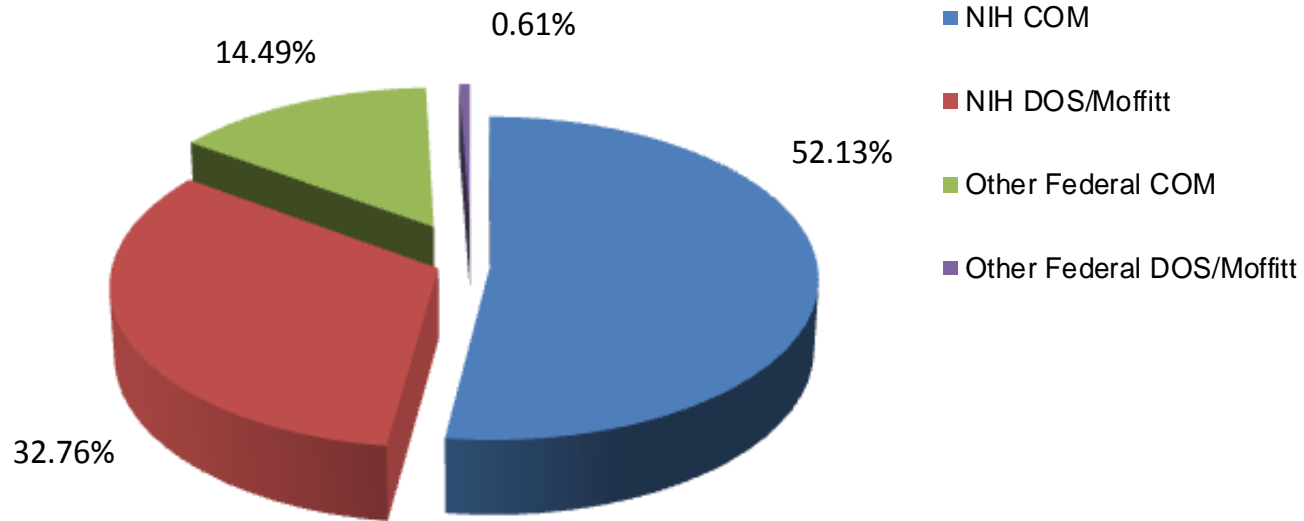
DOS/Moffitt	\$52,128,165	\$59,602,829	\$80,566,236	\$73,592,094	\$76,163,825
COM w/o DOS/Moffitt	\$129,424,686	\$154,254,453	\$156,300,632	\$156,881,888	\$175,088,266

Note: Data from prior years has been adjusted to reflect College/Area reorganizations.
Published reports prior to FY2012 have not been changed on DSR website.

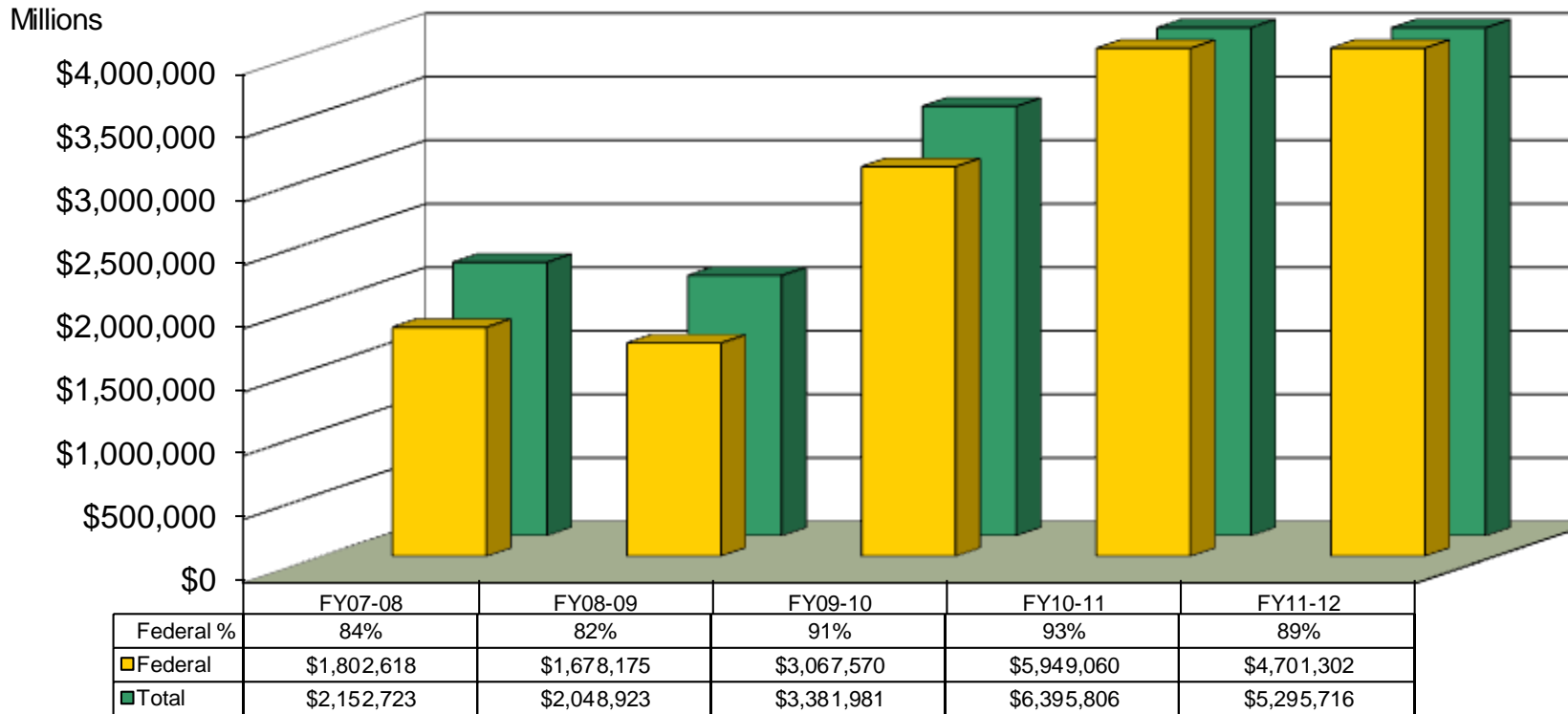
College of Medicine Contract and Grant: Type of Awards



College of Medicine Federal Contract and Grant Awards



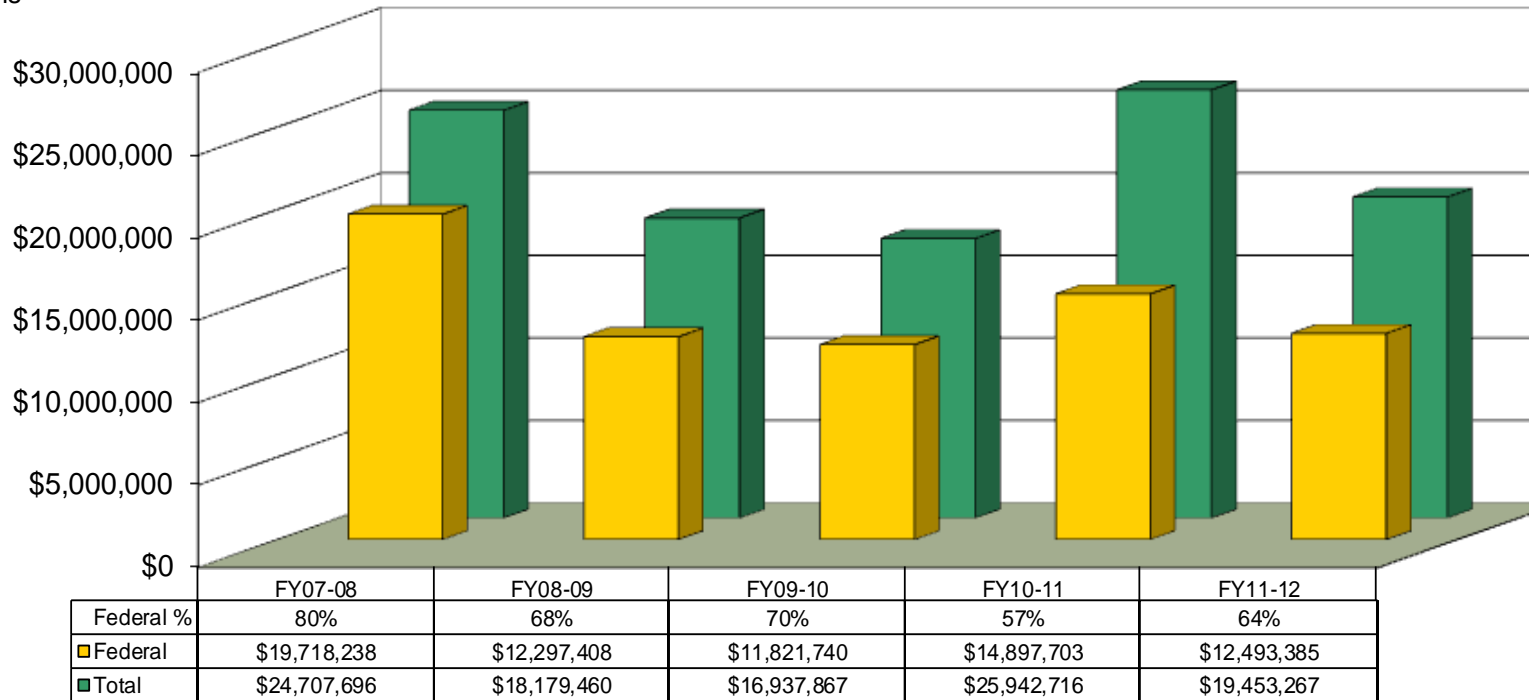
College of Nursing Contract and Grant Awards



Note: Data from prior years has been adjusted to reflect College/Area reorganizations.
Published reports prior to FY2012 have not been changed on DSR website.

College of Public Health Contract and Grant Awards

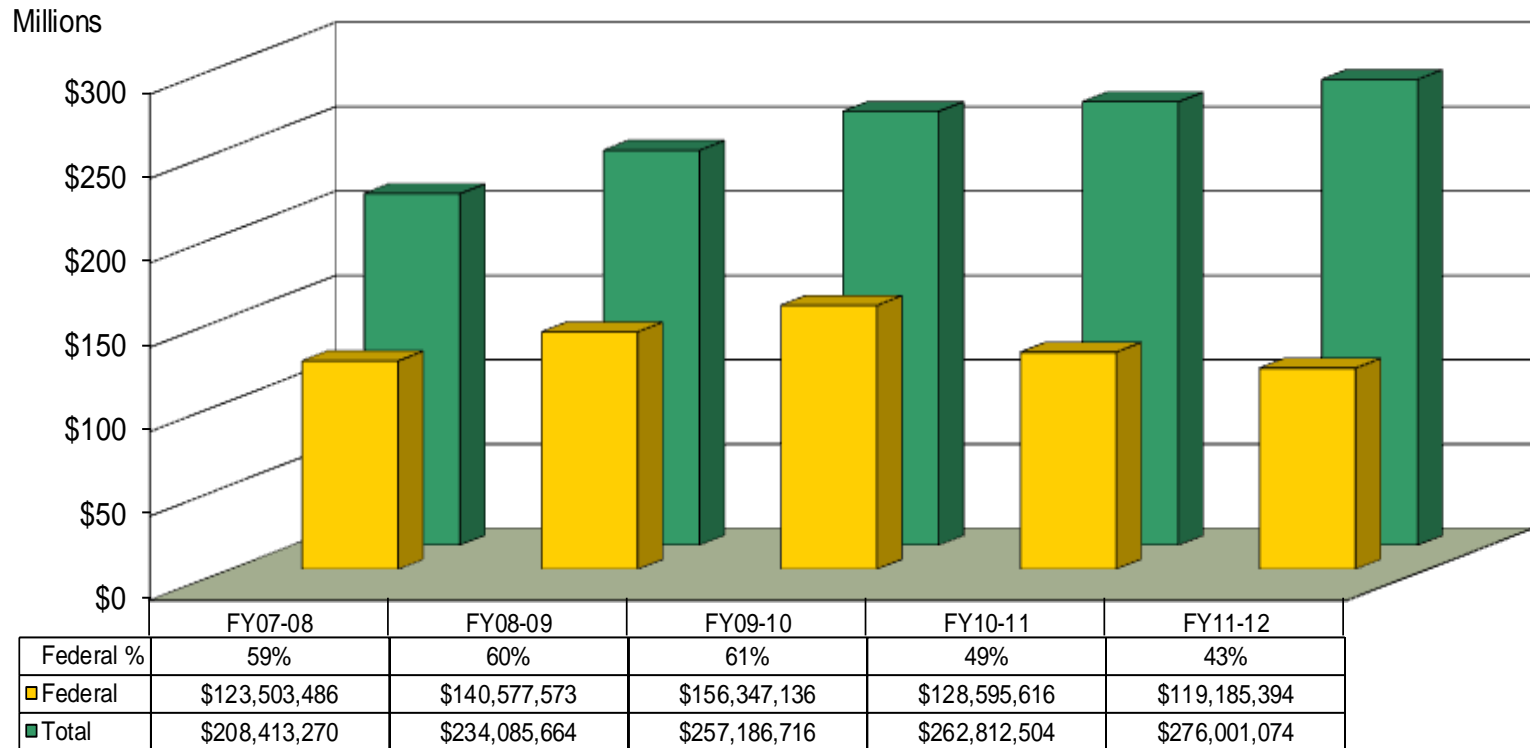
Millions



Note: Data from prior years has been adjusted to reflect College/Area reorganizations.
Published reports prior to FY2012 have not been changed on DSR website.

USF Health Summary

Contract and Grant Awards



Note: Data from prior years has been adjusted to reflect College/Area reorganizations.
Published reports prior to FY2012 have not been changed on DSR website.