

Contract and Grant Data

Fiscal Year 2013

Paul R. Sanberg, Ph.D., D.Sc.

Vice President for Research & Innovation

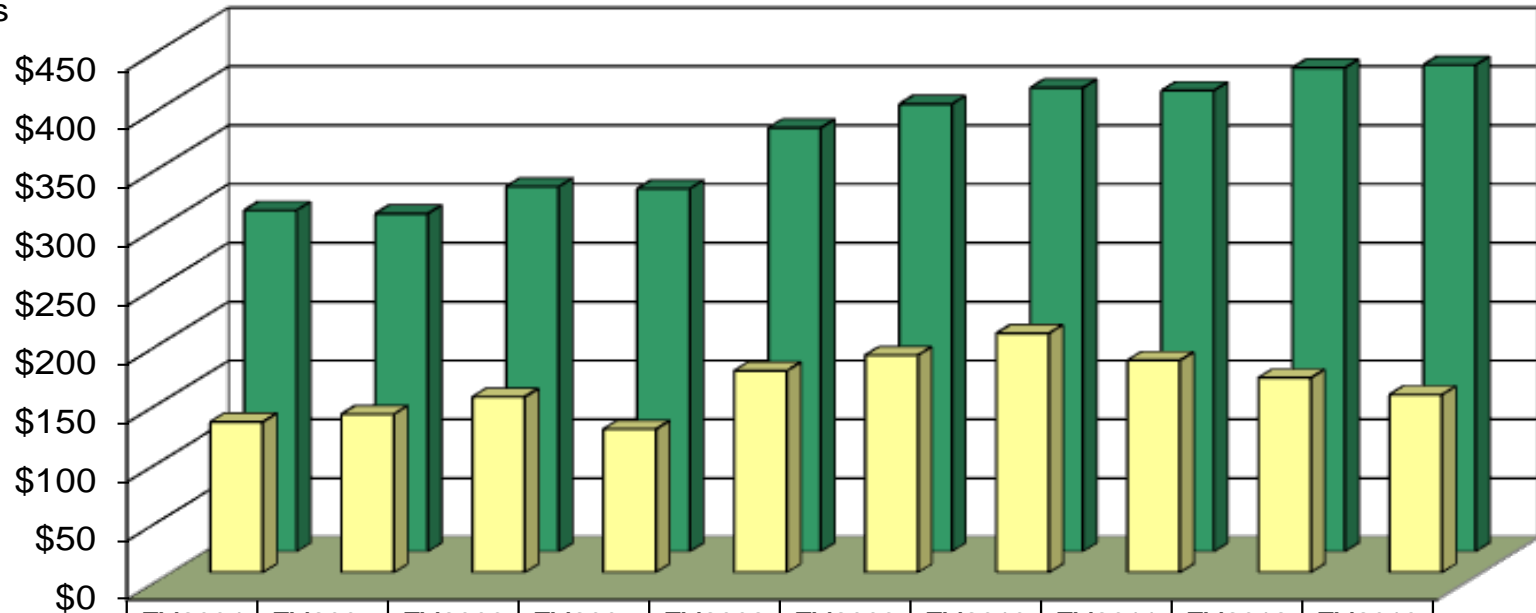
President, USF Research Foundation

Distinguished University Professor

Contract & Grants

10 Year History

Millions



	FY2004	FY2005	FY2006	FY2007	FY2008	FY2009	FY2010	FY2011	FY2012	FY2013
Federal %	44%	47%	48%	40%	48%	48%	52%	46%	40%	37%
■ Federal	\$128.0	\$134.5	\$149.3	\$121.9	\$171.5	\$184.6	\$203.2	\$180.3	\$165.5	\$151.1
■ Total	\$290.1	\$287.2	\$310.2	\$308.4	\$360.1	\$380.3	\$394.1	\$391.8	\$411.1	\$413.6

Source: Total award amounts include Project and Non-Project data from USF and affiliates.

College/Area 3-Year Comparison

External Funding

COLLEGE/AREA	FY2011	FY2012	FY2013
ACADEMIC AFFAIRS*	\$ 1,944,656	\$ 1,698,811	\$ 3,902,782*
COLLEGE OF ARTS AND SCIENCES	21,034,159	19,114,411	16,073,238
COLLEGE OF BUSINESS ADMINISTRATION	2,811,198	2,913,680	2,785,864
COLLEGE OF EDUCATION	12,459,951	13,372,949	14,704,549
COLLEGE OF ENGINEERING	27,912,588	28,939,262	55,306,207
COLLEGE OF MARINE SCIENCE	11,132,981	12,804,675	11,738,377
COLLEGE OF THE ARTS	1,308,730	1,142,871	1,335,233
COLLEGE OF BEHAVIORAL AND COMMUNITY SCIENCES	23,337,255	29,096,426	25,334,891
COLLEGE OF MEDICINE	230,473,982	251,252,091	222,683,671
COLLEGE OF NURSING	6,395,806	5,295,716	4,461,193
COLLEGE OF PHARMACY	-	-	830,258
COLLEGE OF PUBLIC HEALTH	25,942,716	19,453,267	18,640,248
USF POLYTECHNIC (Lakeland)	1,885,880	827,461	-
USF SARASOTA/MANATEE	827,072	252,831	128,334
USF ST. PETERSBURG	3,546,273	3,431,614	3,472,378
HONORS COLLEGE	206,422	-	-
RESEARCH & INNOVATION	3,400,200	7,658,014	18,374,629
OFFICE OF THE PRESIDENT	685,524	300,675	305,775
STUDENT AFFAIRS	1,162,475	596,547	1,785,164
UNIVERSITY ADVANCEMENT	14,539,671	8,879,692	9,201,361
UNIVERSITY/ADMINISTRATIVE SERVICES	792,817	4,030,239	2,567,036
TOTAL FUNDING	\$ 391,800,356	\$ 411,061,232	\$ 413,631,188

Note: Data from prior years has been adjusted to reflect College/Area reorganizations. Published reports prior to FY2013 have not been changed on DSR website.

**includes LKLD*

Recovery of Facilities & Administrative Costs (Indirect Costs)

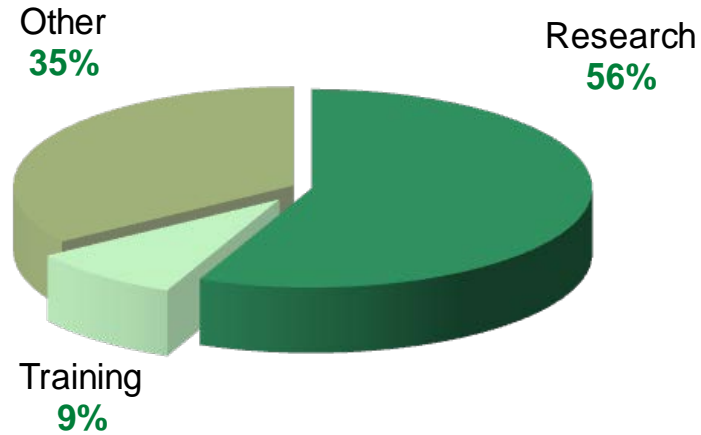
Summary by College or Area, FY2013

COLLEGE/AREA	Expenditures	Indirect Costs	% Recovered
Academic Affairs	\$ 780,472	\$ 93,444	12.0%
College of Arts and Sciences	13,076,249	3,808,577	29.1%
College of Behavioral and Community Sciences	21,297,746	2,788,694	13.1%
College of Business Administration	1,791,403	220,932	12.3%
College of Education	13,338,008	817,231	6.1%
College of Engineering	22,385,271	5,024,810	22.4%
College of Marine Science	11,841,639	2,506,452	21.2%
College of Medicine	71,502,993	14,922,476	20.9%
College of Nursing	2,494,813	762,991	30.6%
College of Pharmacy	306,712	143,722	46.9%
College of Public Health	16,646,748	3,167,584	19.0%
College of The Arts	734,345	194,099	26.4%
Florida Industrial Phosphate Research	11,143	2,523	22.6%
Graduate School	563,501	4,587	0.8%
Honors College	488	122	25.0%
Office of Research & Innovation	896,849	1,044	0.1%
Undergraduate Studies	950,256	57,544	6.1%
University Advancement	1,137,421	5,425	0.5%
University Services	744,443	20,132	2.7%
USF Health	1,999,877	641,974	32.1%
USF Polytechnic	505,692	97,320	19.2%
USF Sarasota/Manatee	28,831	17,269	59.9%
USF St. Petersburg	3,383,074	274,350	8.1%
TOTAL EXPENDITURES	\$ 186,417,975	\$ 35,573,305	19.1%

*Expenditures include both project and non-project data for USF only.

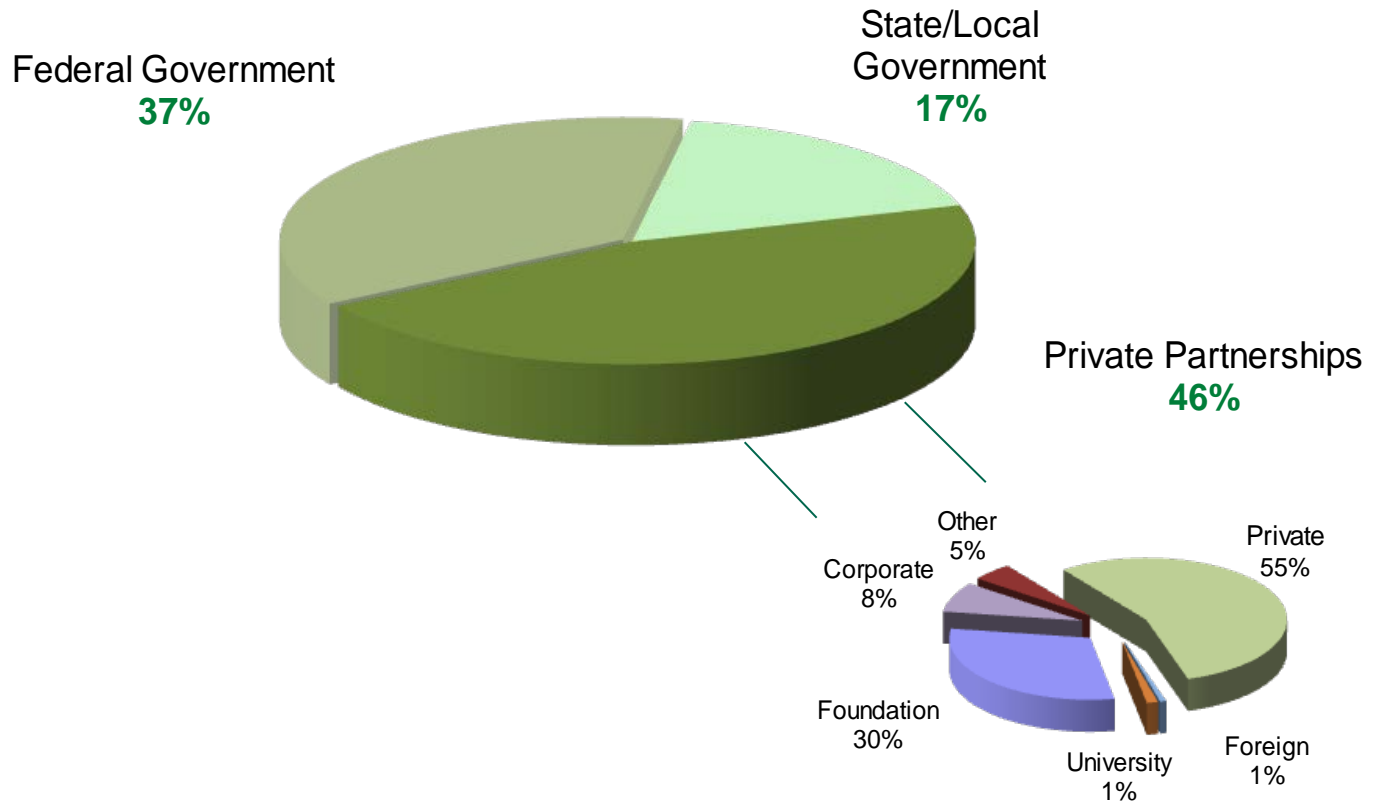
Funding by Project Type

USF and Affiliates



Research	Training	Other	Total
\$233.8	\$36.9	\$142.9	\$413.6

Sources of External Funding USF and Affiliates

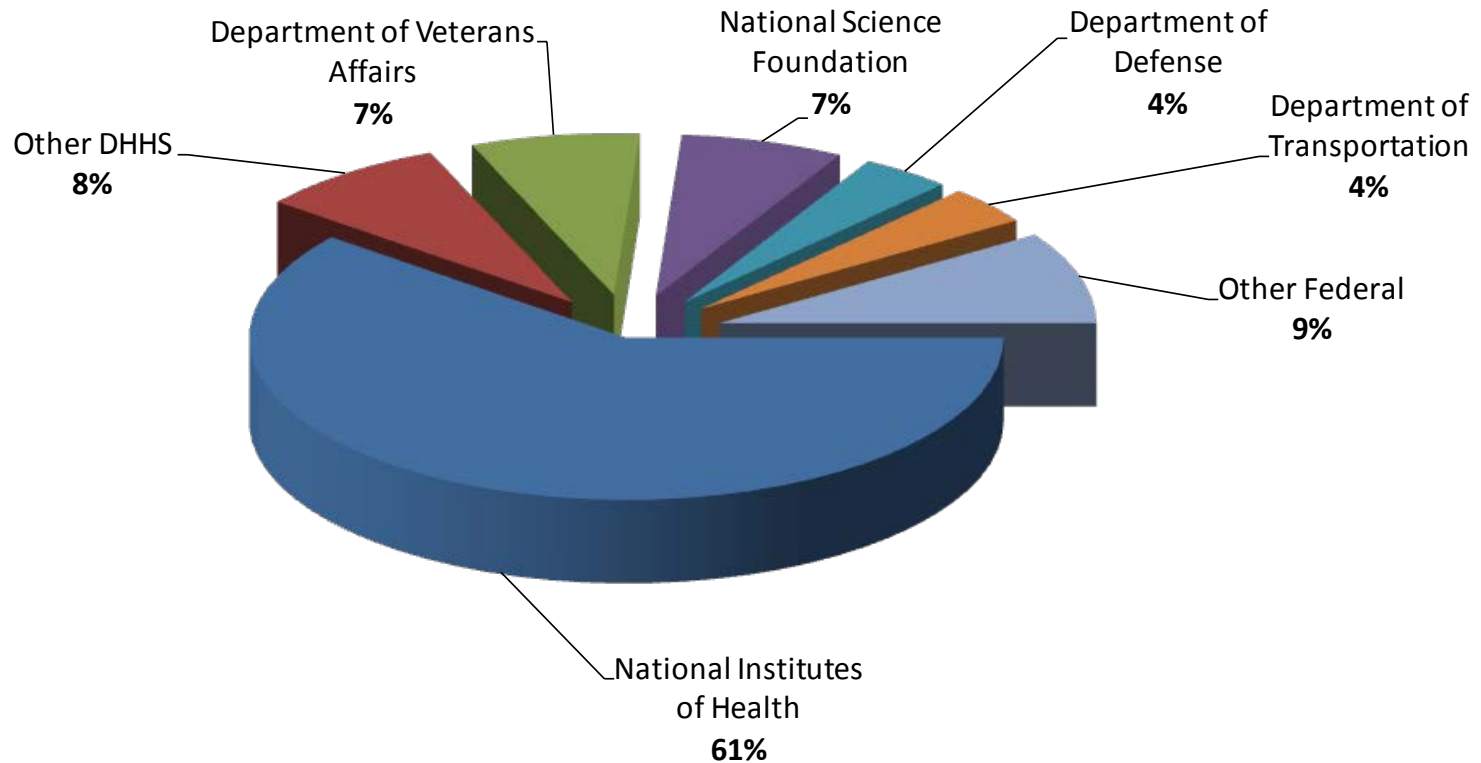


State/Local Government	Private Partnerships	Federal Government	Total
\$72.1	\$190.5	\$151.0	\$413.6

Federal Agencies 3-year Comparison

AGENCY	FY2011	FY2012	FY2013
National Institutes of Health	\$ 104,856,483	\$ 99,848,722	91,701,966
Department of Health and Human Services (Non-NIH)	16,114,830	17,959,432	12,337,389
Department of Veterans Affairs	7,753,872	10,201,433	10,953,388
National Science Foundation	15,355,198	9,982,908	10,601,817
Department of Transportation	3,107,475	4,955,213	5,864,685
Department of Defense	16,958,328	8,400,805	5,724,151
Department of Education	5,633,408	5,670,930	4,464,285
Department of Labor	2,260,000	2,268,605	2,665,700
Department of Energy	2,186,618	2,399,476	1,897,986
Department of the Interior	860,587	2,324,672	1,527,071
National Aeronautics & Space Administration	1,271,939	1,089,976	1,501,963
Department of Commerce	2,747,979	525,519	1,017,586
Other Federal Agencies	389,762	865,484	450,334
Department of Justice	200,000	93,553	391,008
Department of Homeland Security	701,173	-	-
TOTAL	\$ 180,397,652	\$ 166,586,728	\$ 151,099,329

Primary Sources of Federal Funding USF and Affiliates



NIH Funding by College/Area

COLLEGE_AREA	FY2011	FY2012	FY2013
COLLEGE OF ARTS AND SCIENCES	4,713,032	3,666,905	2,771,502
COLLEGE OF EDUCATION	-	-	56,063
COLLEGE OF ENGINEERING	1,429,284	1,911,604	993,753
COLLEGE OF BEHAVIORAL AND COMMUNITY SCIENCES	2,491,738	2,934,470	2,933,614
COLLEGE OF MEDICINE	91,010,475	86,587,567	79,791,471
COLLEGE OF NURSING	1,920,891	2,205,049	1,681,507
COLLEGE OF PHARMACY			422,813
COLLEGE OF PUBLIC HEALTH	3,291,063	2,043,127	3,051,243
RESEARCH & INNOVATION	-	500,000	-
NIH Total	\$ 104,856,483	\$ 99,848,722	\$ 91,701,966

Note: Data from prior years has been adjusted to reflect College/Area reorganizations.
Published reports prior to FY2013 have not been changed on DSR website.

NSF Funding by College/Area

COLLEGE_AREA	FY2011	FY2012	FY2013
ACADEMIC AFFAIRS	\$ 160,570	\$ 123,500	\$ 371,514
COLLEGE OF ARTS AND SCIENCES	5,171,397	4,452,739	4,674,506
COLLEGE OF BUSINESS ADMINISTRATION	115,379	64,339	-
COLLEGE OF EDUCATION	1,319,662	-	65,671
COLLEGE OF ENGINEERING	4,260,068	2,720,172	4,254,772
COLLEGE OF MARINE SCIENCE	3,684,814	1,294,359	880,223
COLLEGE OF BEHAVIORAL AND COMMUNITY SCIENCES	-	103,211	-
COLLEGE OF MEDICINE	-	408,741	200,000
COLLEGE OF PUBLIC HEALTH	80,000	80,000	80,000
USF POLYTECHNIC (Lakeland)	57,718	95,777	-
USF ST. PETERSBURG	299,168	640,070	75,131
HONORS COLLEGE	206,422	-	-
NSF Total	\$ 15,355,198	\$ 9,982,908	\$ 10,601,817

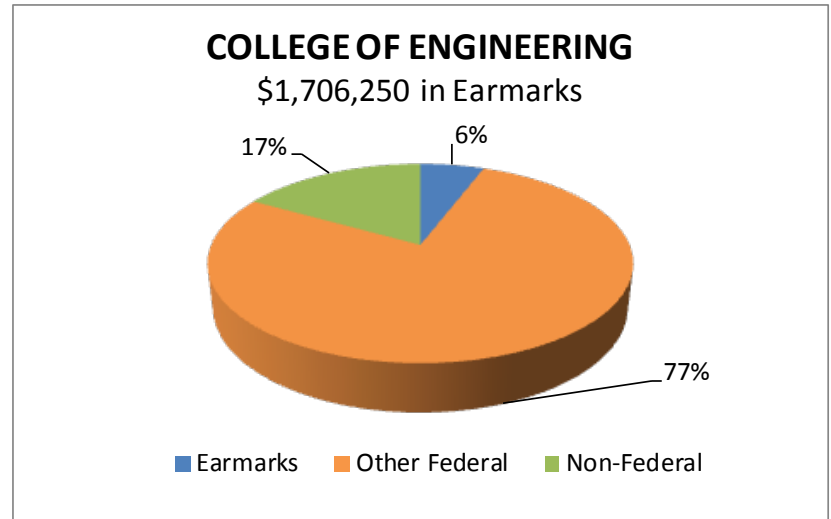
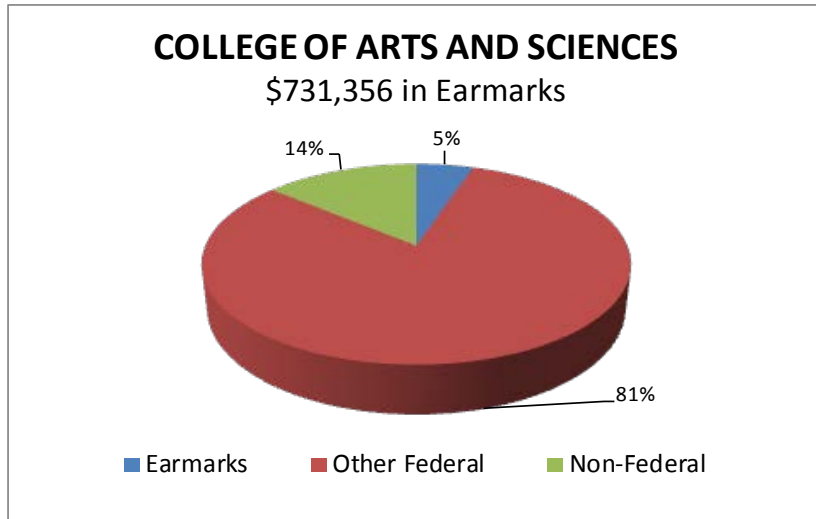
Note: Data from prior years has been adjusted to reflect College/Area reorganizations.
Published reports prior to FY2013 have not been changed on DSR website.

Contract and Grant Awards from Congressional Earmarks

COLLEGE/AREA	Earmarks	Federal & FFT	Earmarks as % of Federal	Projects Total	Earmarks as % of Total
ACADEMIC AFFAIRS	-	1,027,492		\$ 2,466,185	
COLLEGE OF ARTS AND SCIENCES	731,356	12,281,575	6.0%	14,258,451	5.1%
COLLEGE OF BEHAVIORAL AND COMMUNITY S	-	19,014,402		22,829,448	
COLLEGE OF BUSINESS ADMINISTRATION	-	1,621,520		1,725,150	
COLLEGE OF EDUCATION	-	12,774,722		14,472,898	
COLLEGE OF ENGINEERING	1,706,250	24,514,803	7.0%	29,461,817	5.8%
COLLEGE OF MARINE SCIENCE	-	5,678,760		11,489,836	
COLLEGE OF MEDICINE	-	60,667,848		78,265,026	
COLLEGE OF NURSING	-	2,289,076		2,596,841	
COLLEGE OF PHARMACY	-	522,065		702,968	
COLLEGE OF PUBLIC HEALTH	-	13,754,497		16,696,926	
COLLEGE OF THE ARTS	-	235,789		1,000,167	
OFFICE OF RESEARCH & INNOVATION	-	636,262		645,323	
STUDENT AFFAIRS	-	1,638,421		1,705,767	
UNIVERSITY ADVANCEMENT	-	-		1,545,680	
UNIVERSITY/ADMINISTRATIVE SERVICES	-	512,181		985,093	
USF SARASOTA/MANATEE	-	25,000		26,000	
USF ST. PETERSBURG	-	2,836,424		3,450,265	
Total	\$ 2,437,606	\$ 160,030,837	1.5%	\$ 204,323,841	1.2%

Total award amounts include Project data from USF only. Does not include affiliate data.

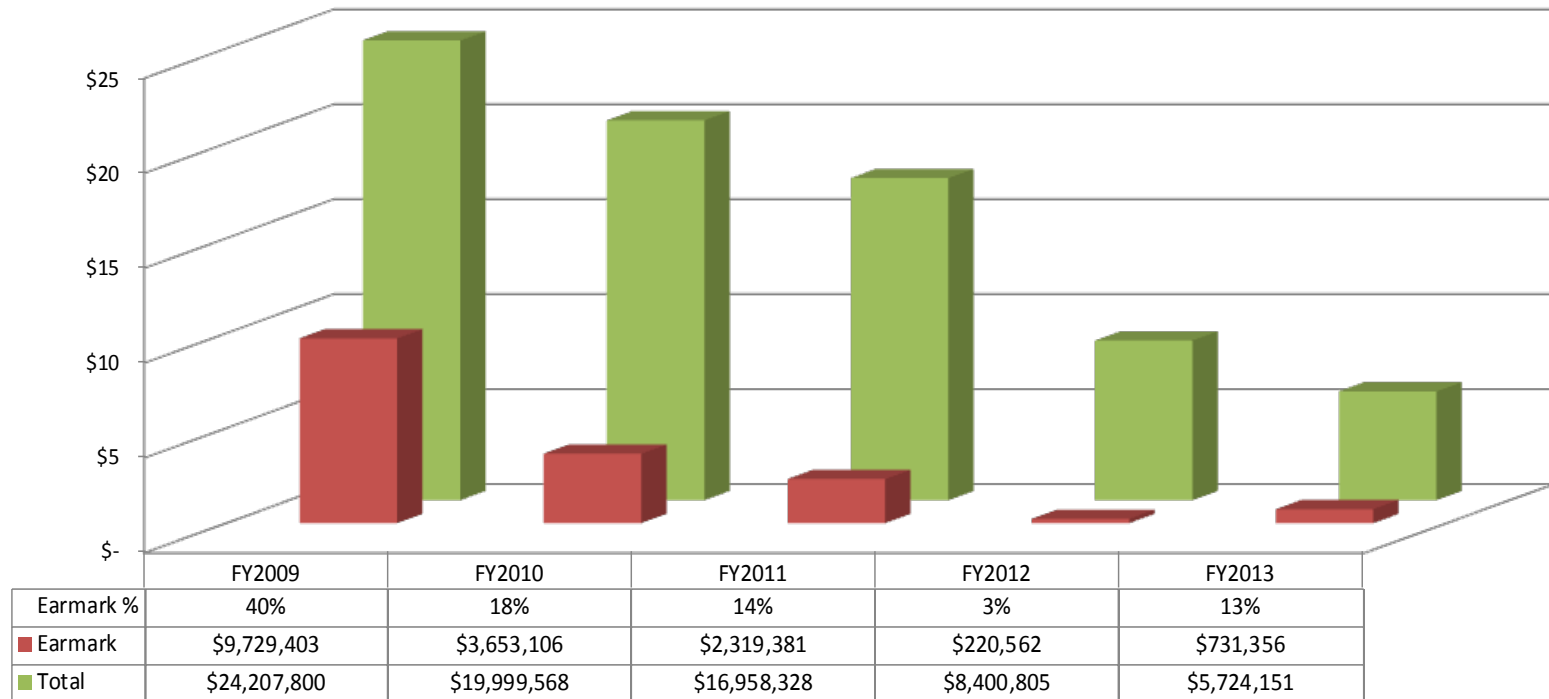
Colleges with Congressional Earmarks



Total award amounts include Project data from USF only. Does not include affiliate data.

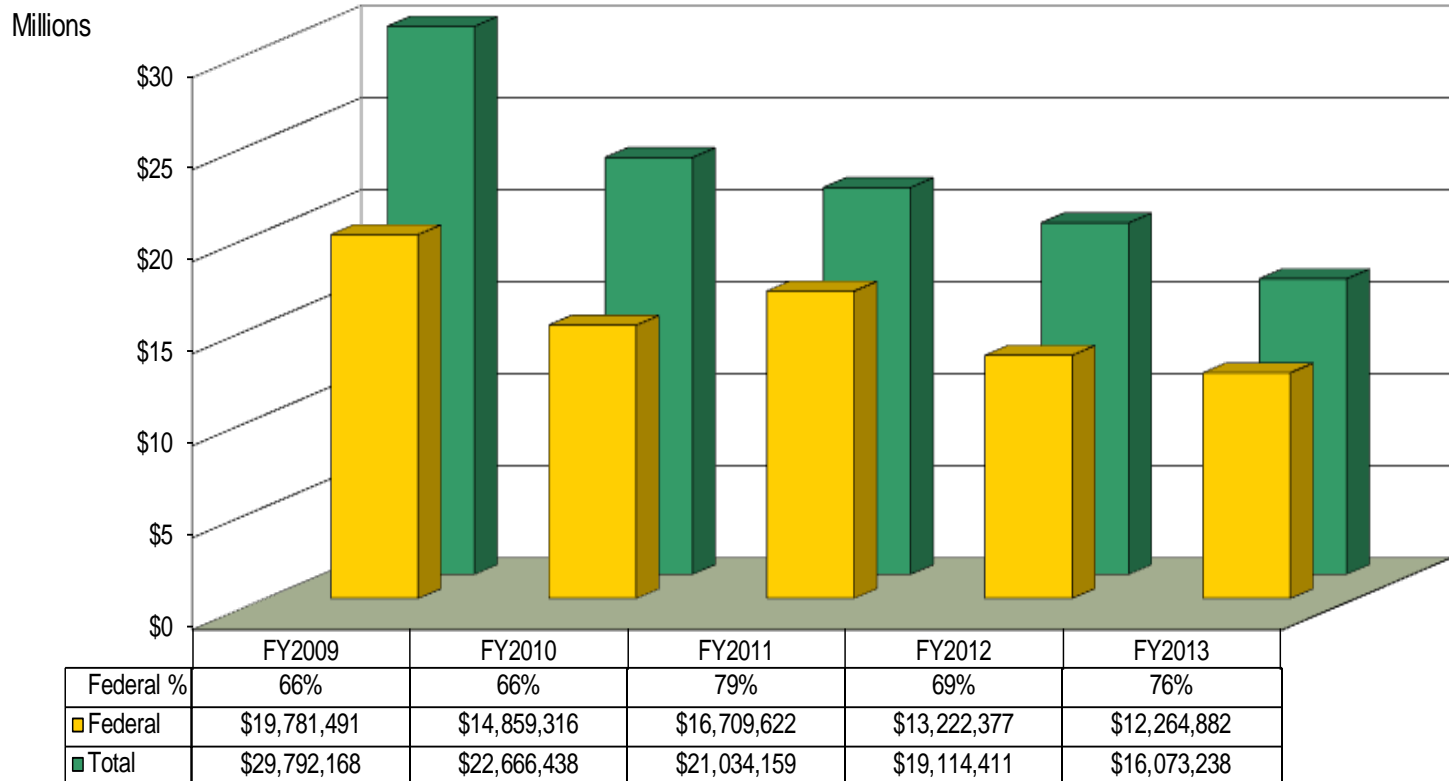
US Department of Defense Earmarks

Millions



Source: Graph includes Project and Non-Project data from USF and affiliates.

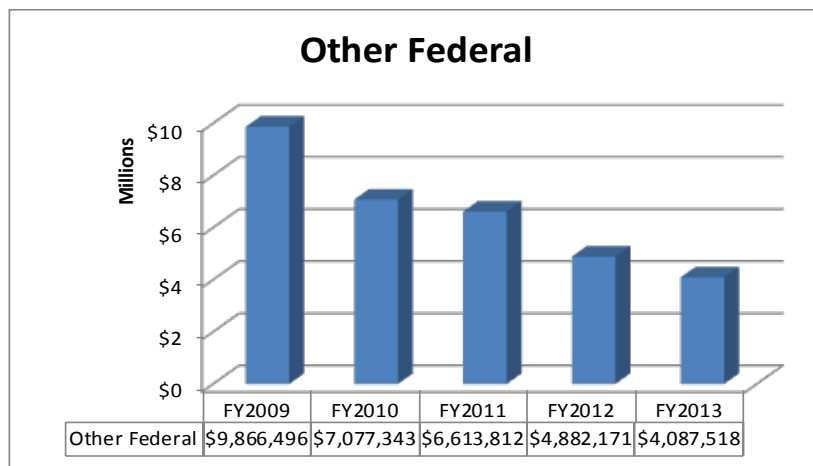
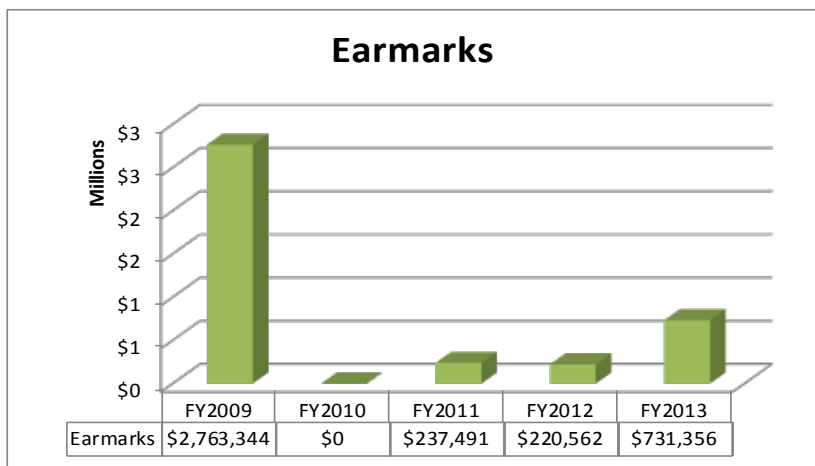
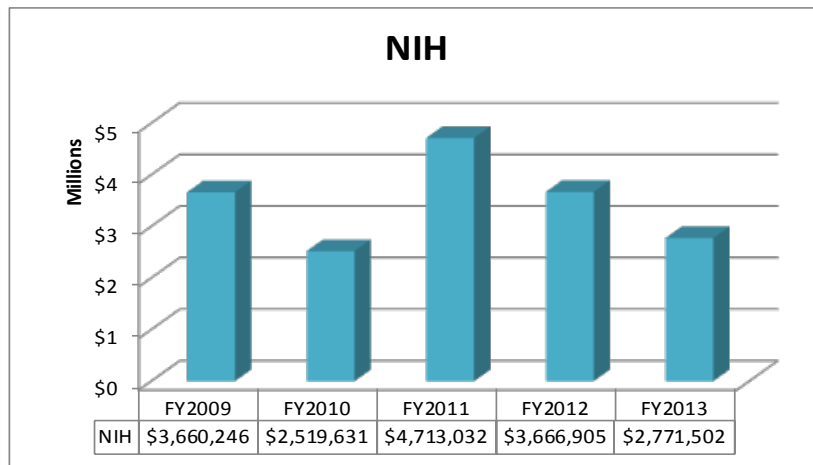
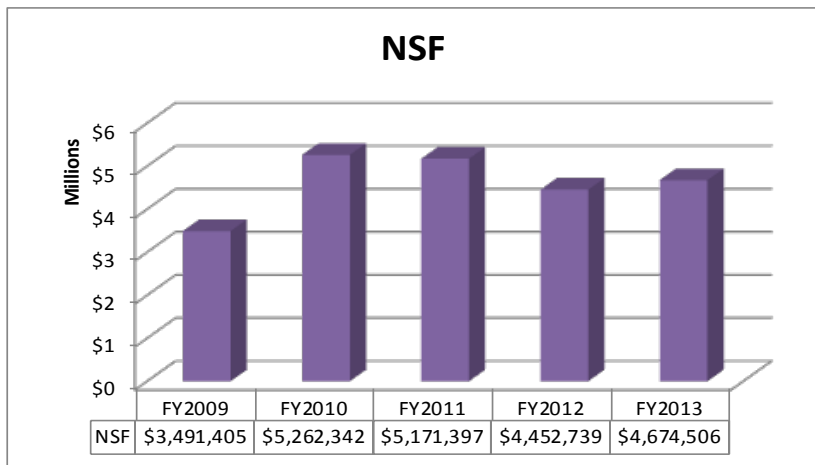
College of Arts & Sciences Contract and Grant Awards



Note: Data from prior years has been adjusted to reflect College/Area reorganizations.
Published reports prior to FY2013 have not been changed on DSR website.

*Tampa Campus Only

College of Arts & Sciences Federal Awards

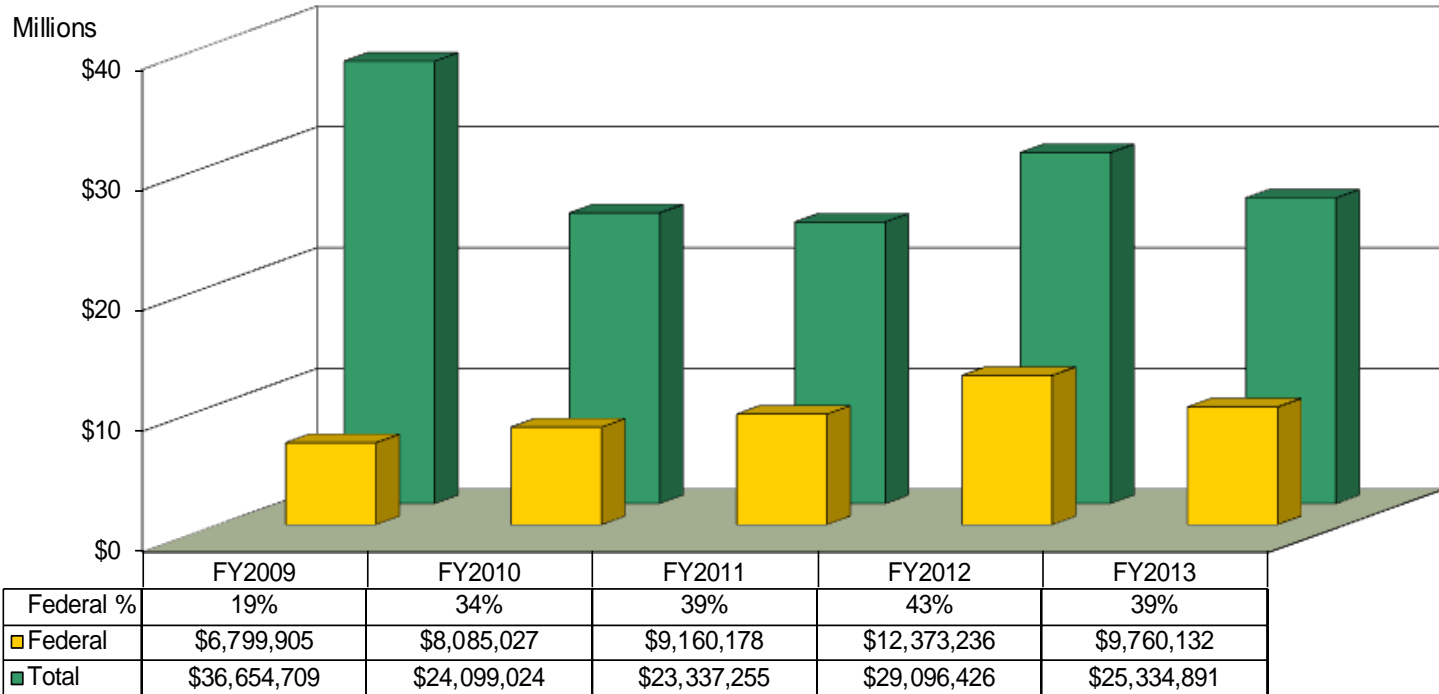


Note: Data from prior years has been adjusted to reflect College/Area reorganizations. Published reports prior to FY2013 have not been changed on DSR website.

*Tampa Campus Only

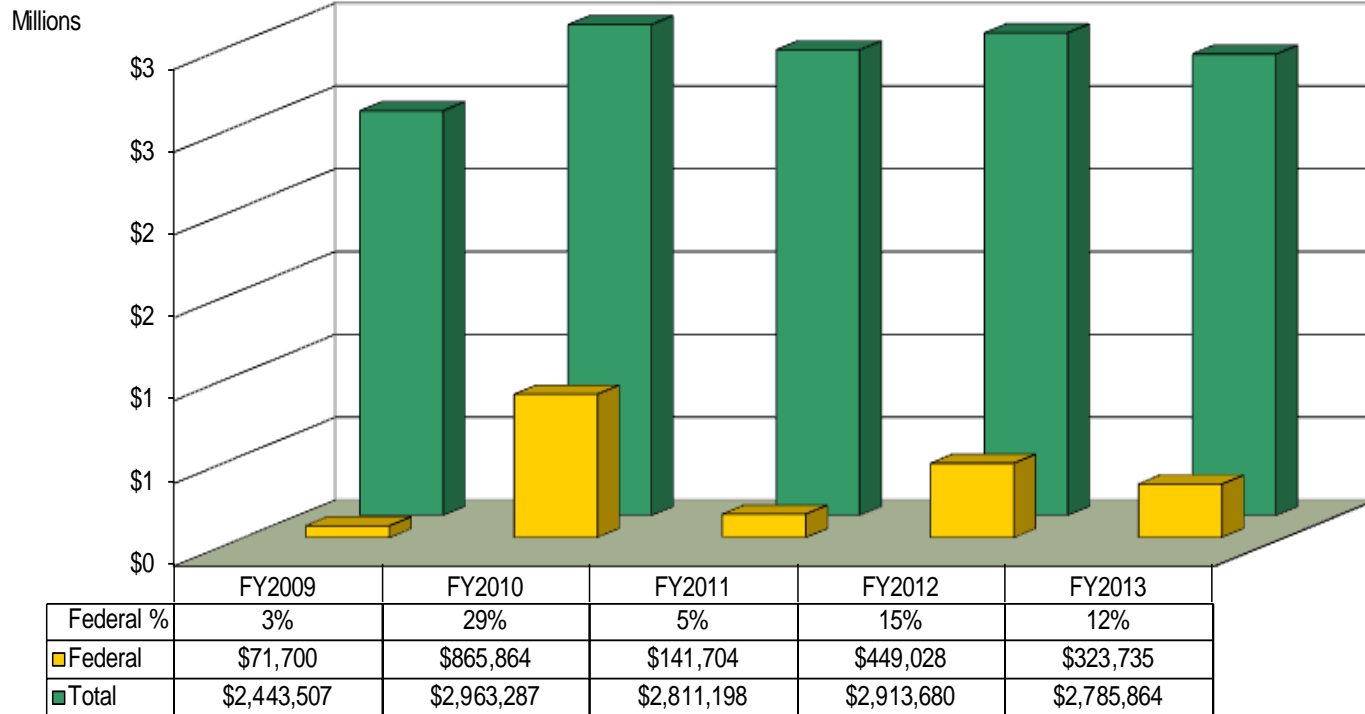
College of Behavioral and Community Sciences

Contract and Grant Awards



Note: Data from prior years has been adjusted to reflect College/Area reorganizations.
Published reports prior to FY2013 have not been changed on DSR website.

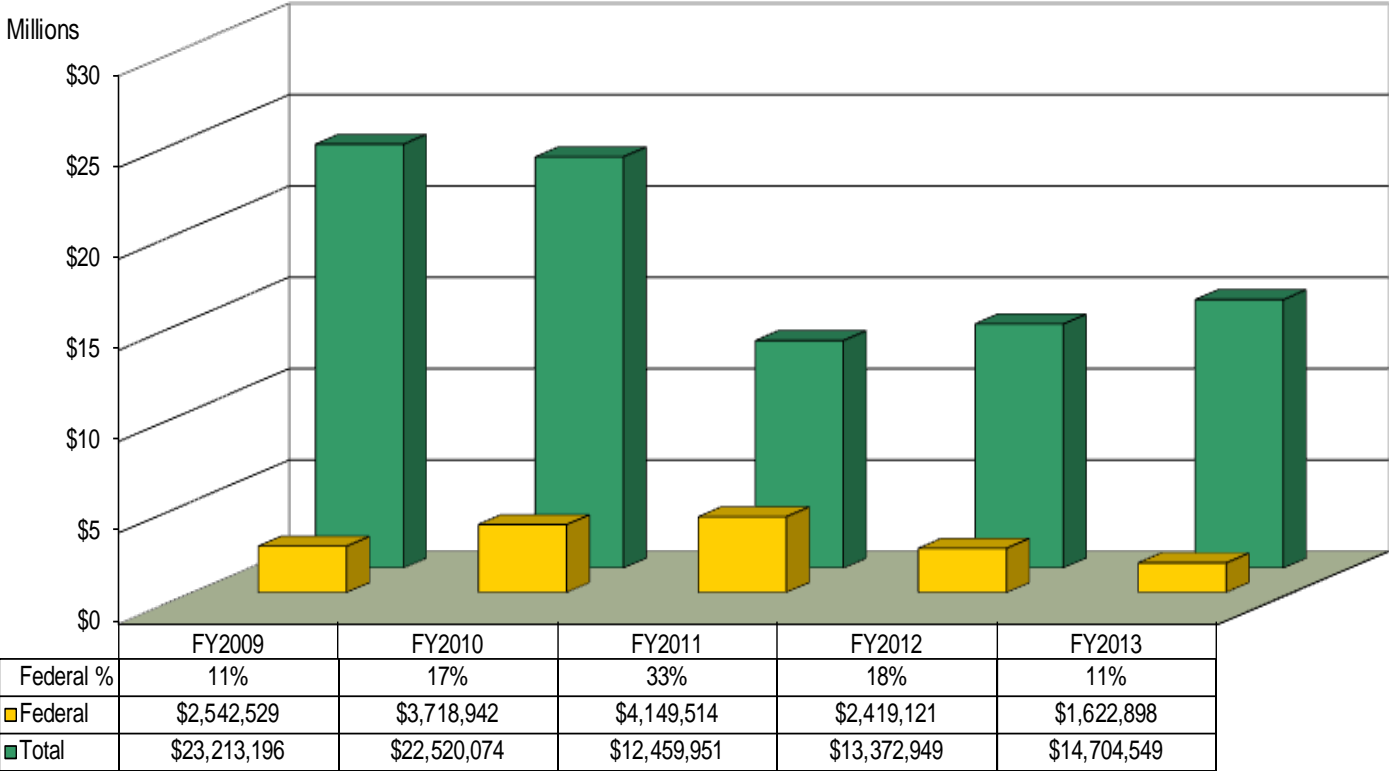
College of Business Administration Contract and Grant Awards



Note: Data from prior years has been adjusted to reflect College/Area reorganizations.
Published reports prior to FY2013 have not been changed on DSR website.

*Tampa Campus Only

College of Education Contract and Grant Awards

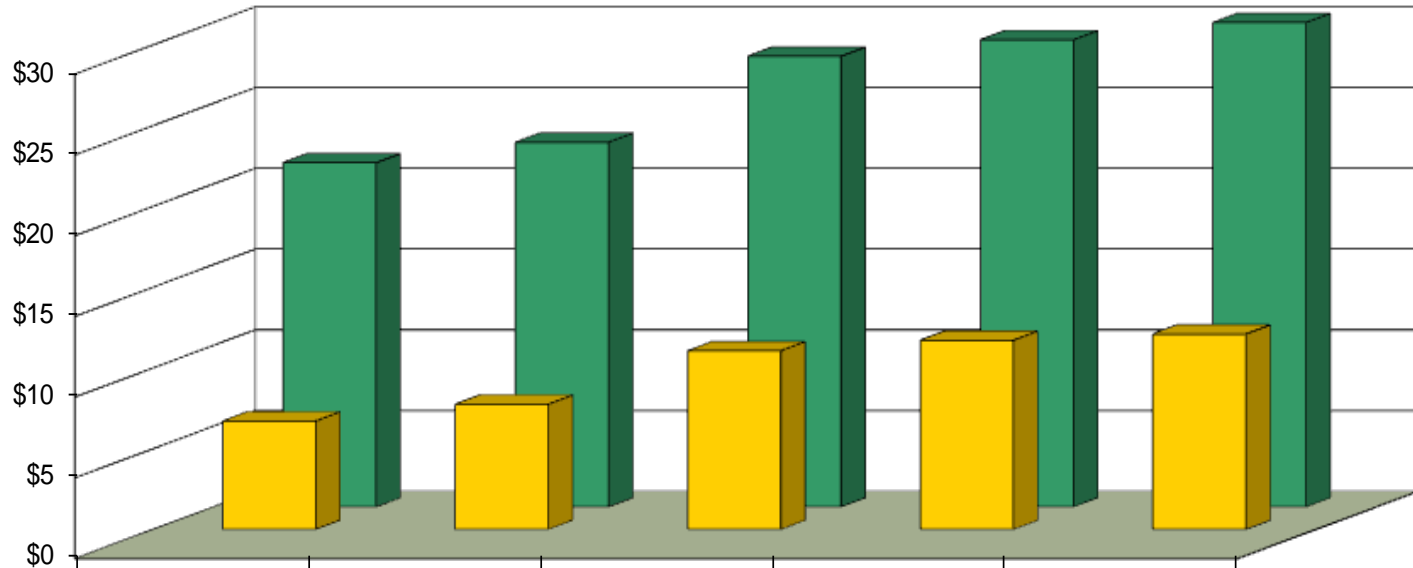


Note: Data from prior years has been adjusted to reflect College/Area reorganizations. Published reports prior to FY2013 have not been changed on DSR website.

*Tampa Campus Only

College of Engineering Contract and Grant Awards

Millions

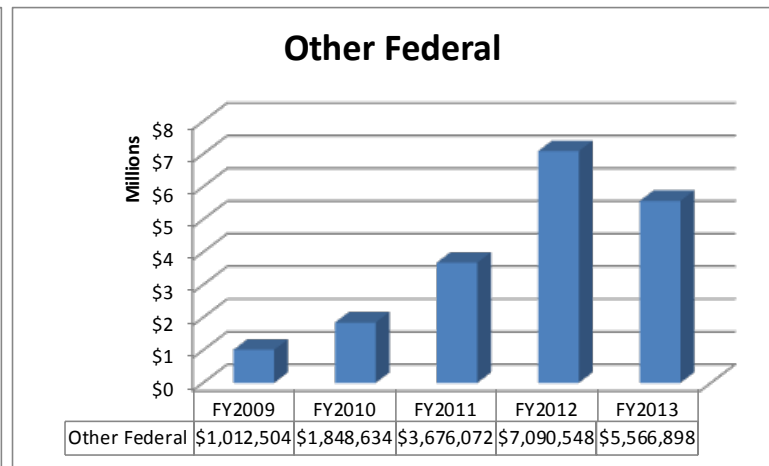
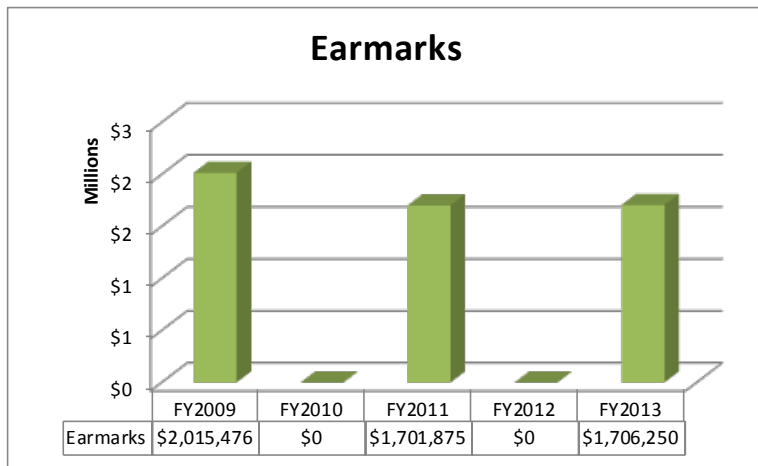
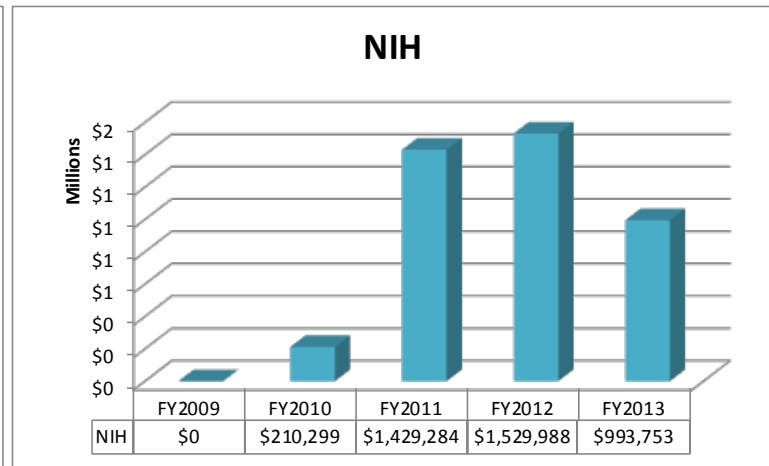
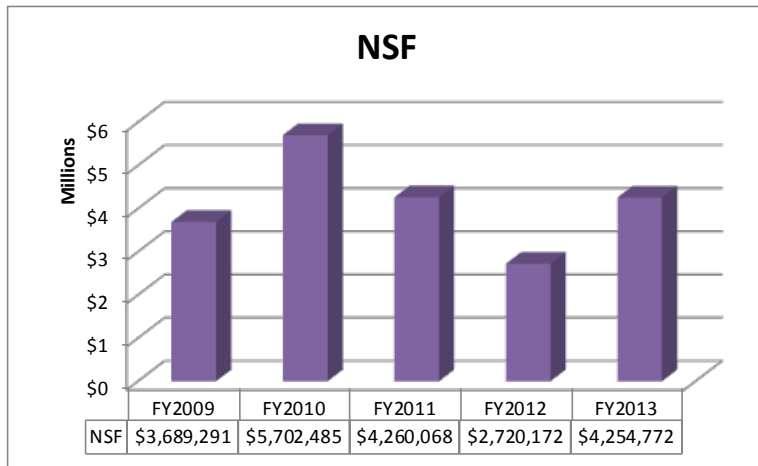


	FY2009	FY2010	FY2011	FY2012	FY2013
Federal %	32%	34%	40%	41%	22%
Federal	\$6,717,271	\$7,761,418	\$11,067,299	\$11,722,324	\$12,101,153
Total	\$21,311,102	\$22,584,334	\$27,912,588	\$28,939,262	\$55,306,207

	FY2009	FY2010	FY2011	FY2012	FY2013
CUTR Total	\$8,736,494	\$8,222,017	\$12,454,139	\$15,310,783	\$15,885,576
ENG w/o CUTR	\$12,574,608	\$14,362,317	\$15,458,449	\$13,628,479	\$39,420,631

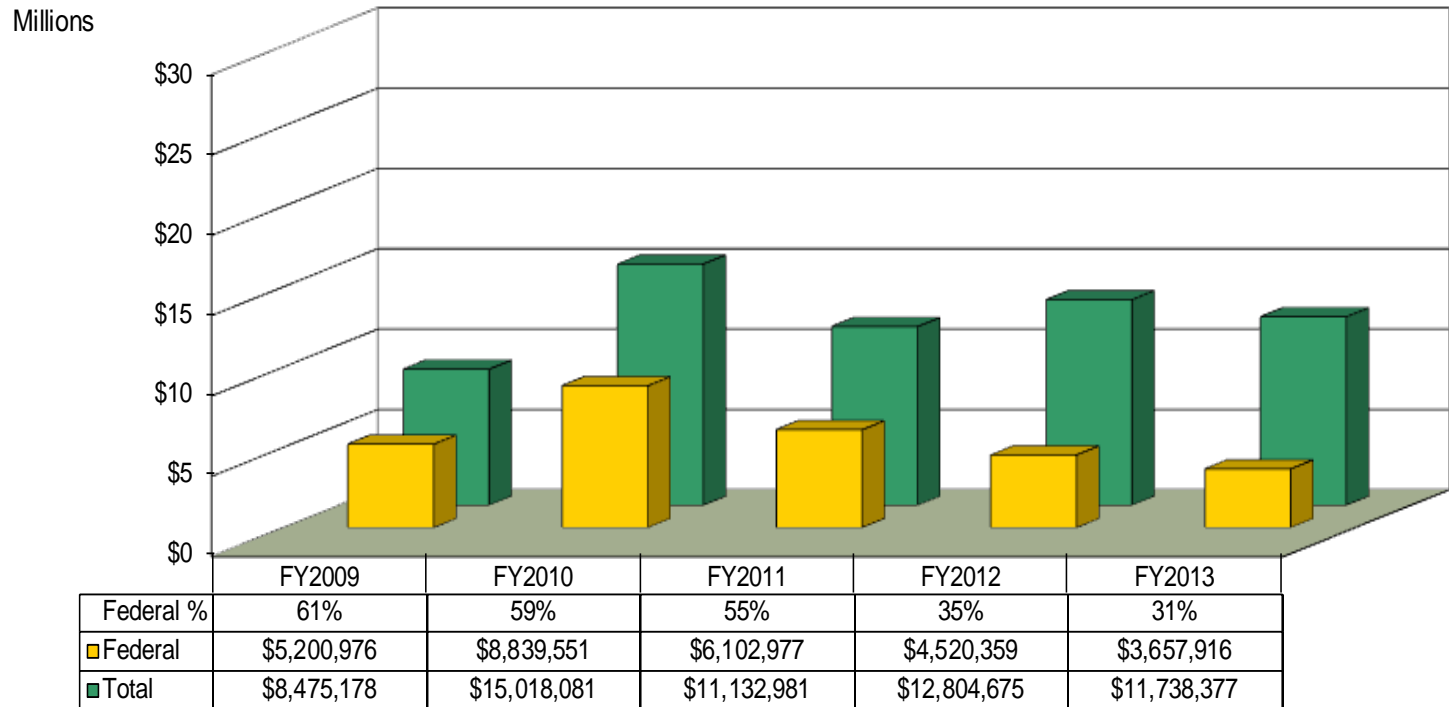
Note: Data from prior years has been adjusted to reflect College/Area reorganizations.
Published reports prior to FY2013 have not been changed on DSR website.

College of Engineering Federal Awards



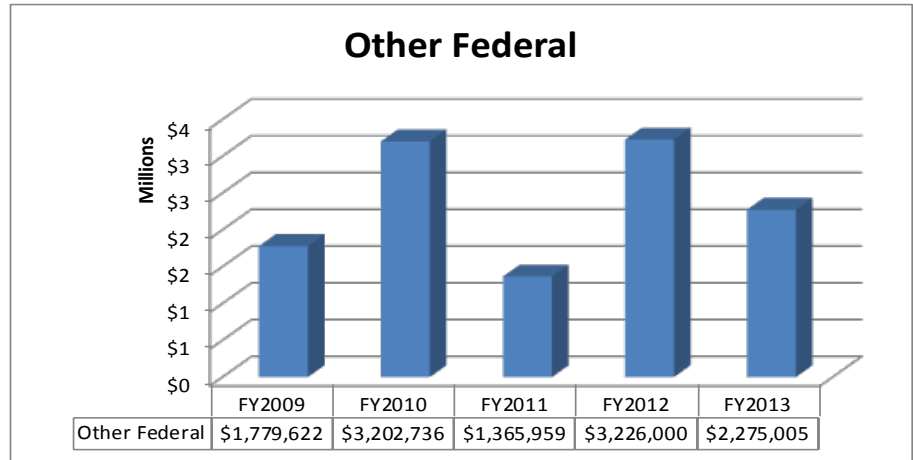
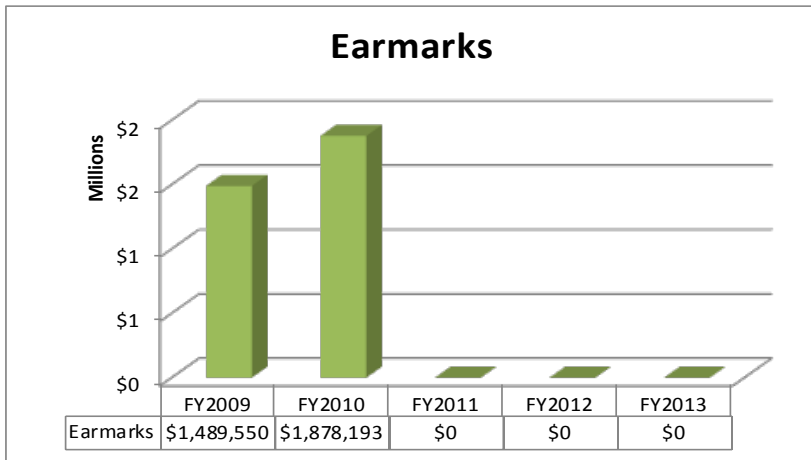
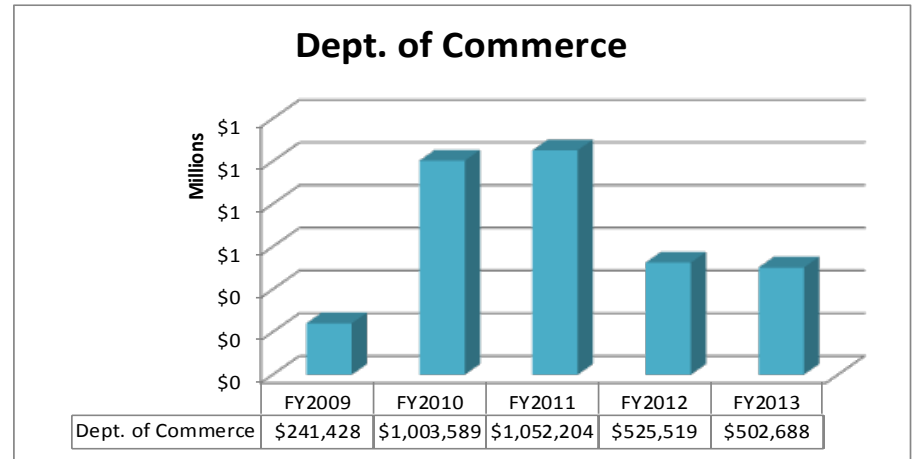
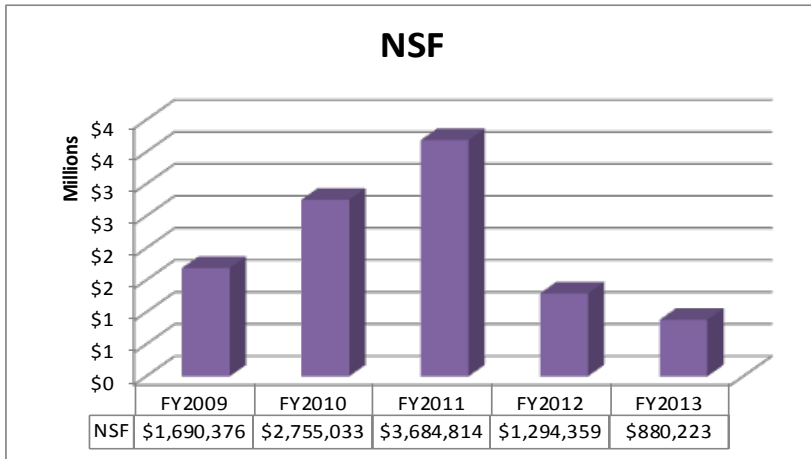
Note: Data from prior years has been adjusted to reflect College/Area reorganizations.
Published reports prior to FY2013 have not been changed on DSR website.

College of Marine Science Contract and Grant Awards



Note: Data from prior years has been adjusted to reflect College/Area reorganizations.
Published reports prior to FY2013 have not been changed on DSR website.

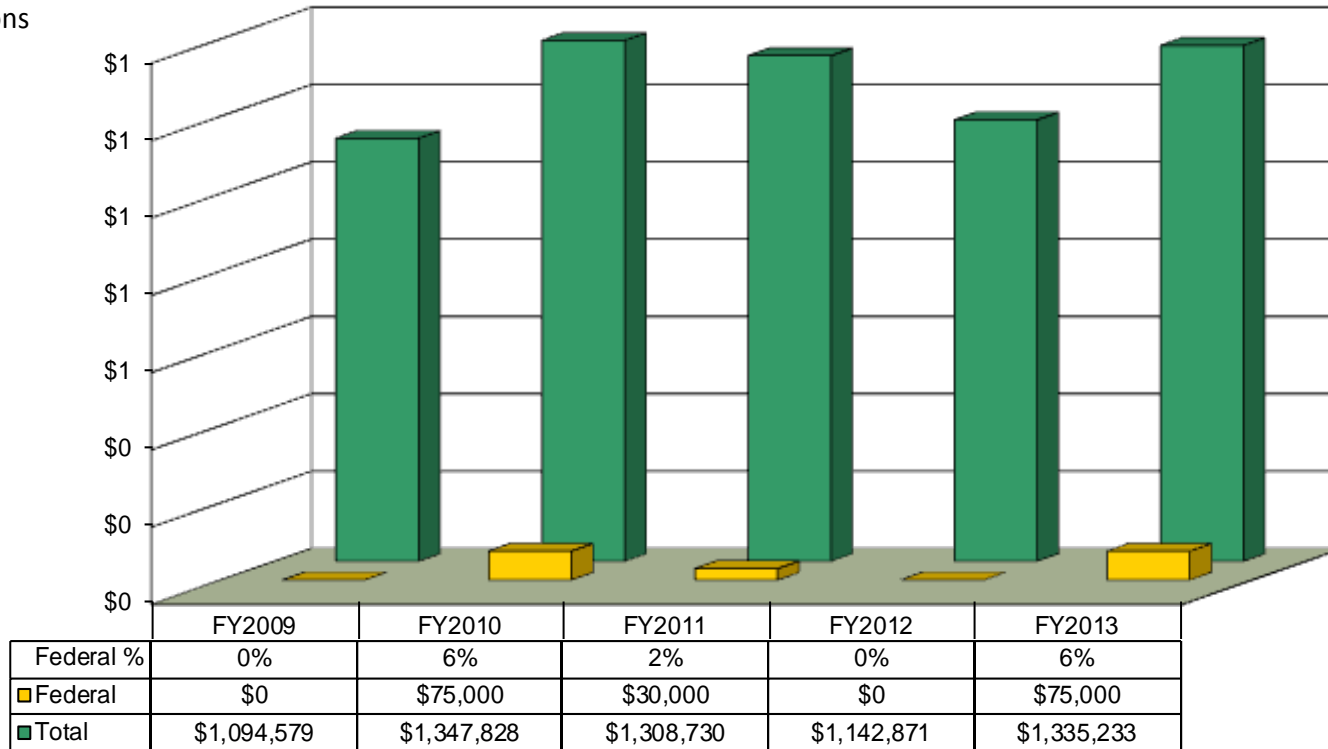
College of Marine Science Federal Awards



Note: Data from prior years has been adjusted to reflect College/Area reorganizations. Published reports prior to FY2013 have not been changed on DSR website.

College of The Arts Contract and Grant Awards

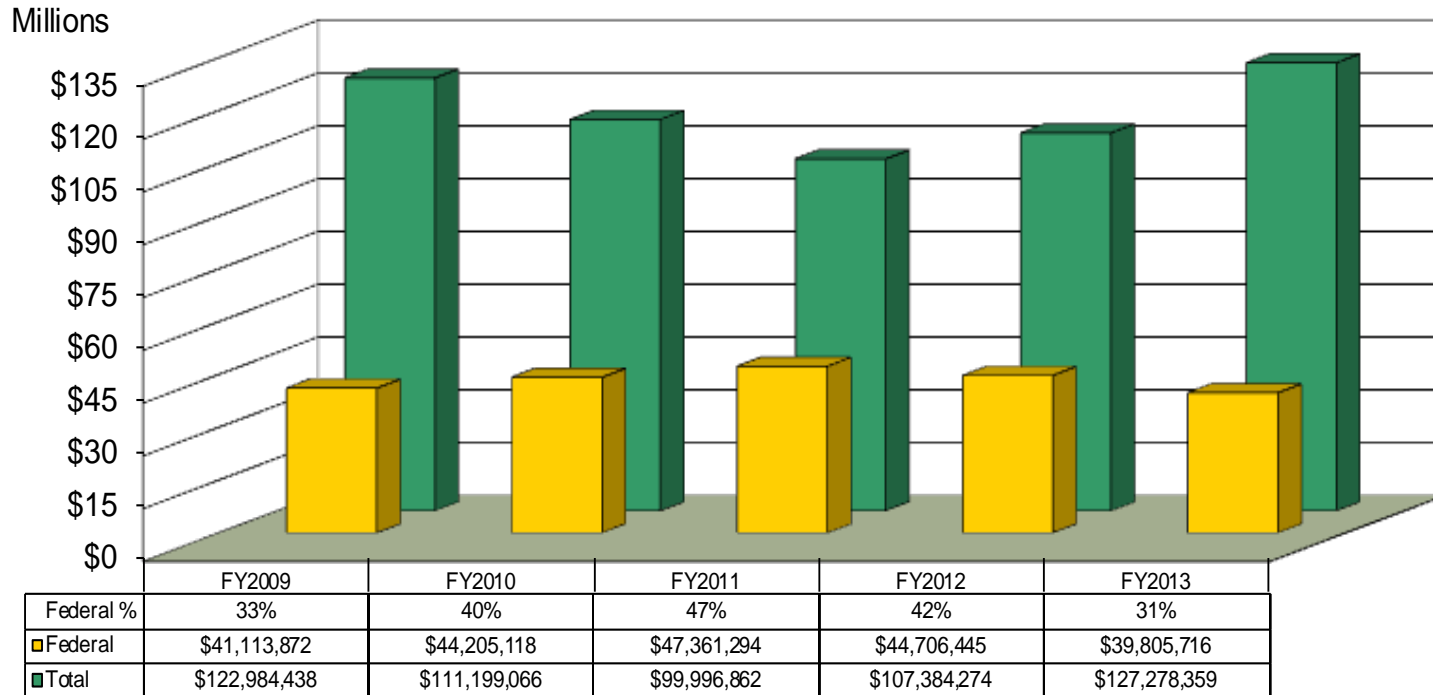
Millions



Note: Data from prior years has been adjusted to reflect College/Area reorganizations.
Published reports prior to FY2013 have not been changed on DSR website.

Academic Colleges (excluding USF HEALTH) Contract and Grant Awards

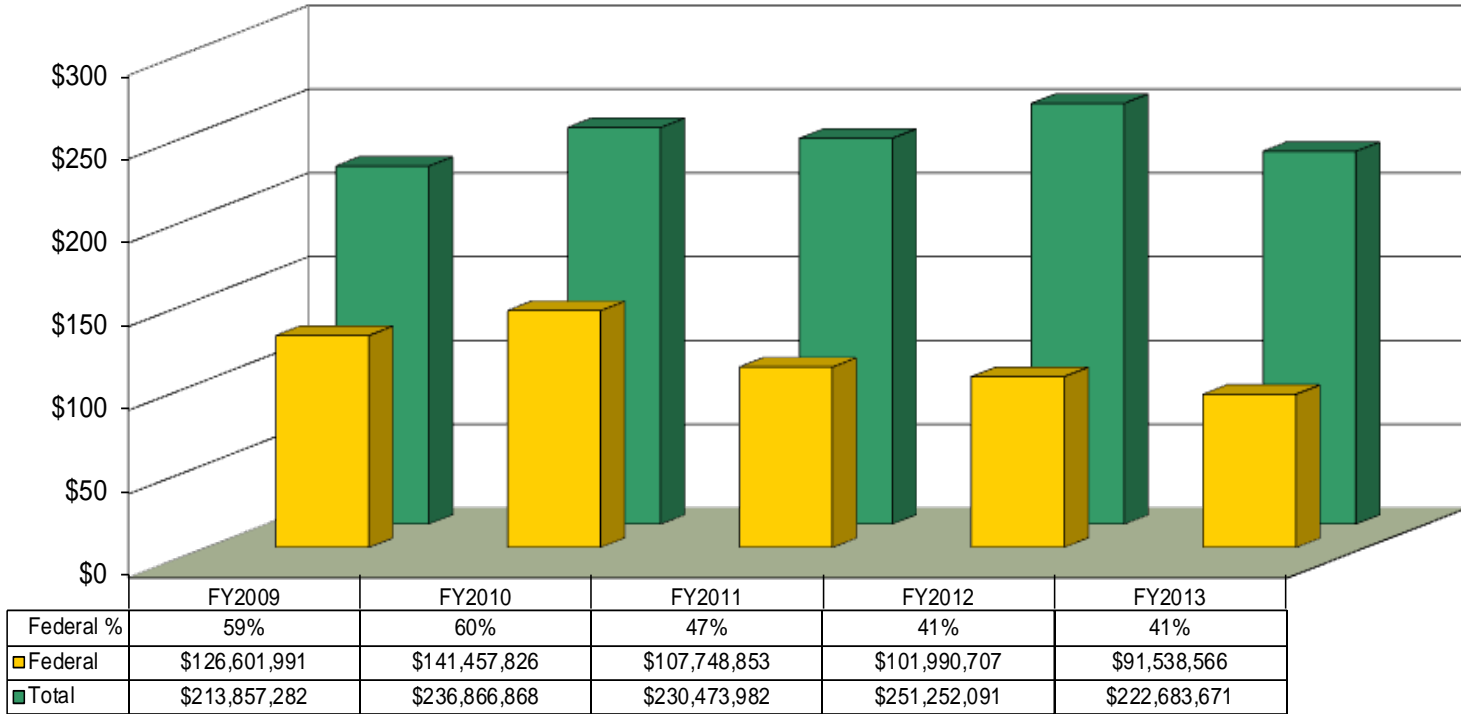
College of Arts & Sciences
College of Behavioral and Community Sciences
College of Business Administration
College of Education
College of Engineering
College of Marine Science
College of The Arts



Note: Data from prior years has been adjusted to reflect College/Area reorganizations.
Published reports prior to FY2013 have not been changed on DSR website.

College of Medicine Contract and Grant Awards

Millions

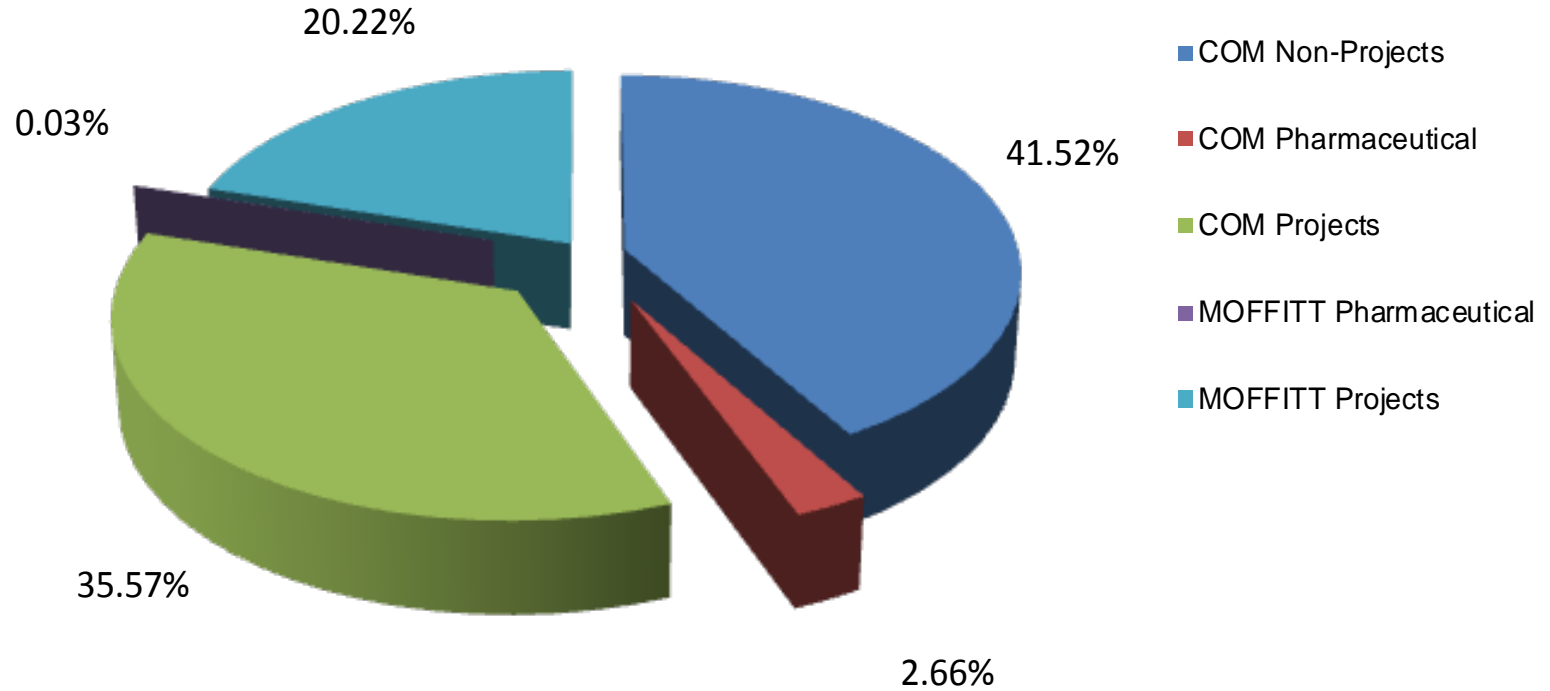


	FY2009	FY2010	FY2011	FY2012	FY2013
MOFFITT	\$59,602,829	\$80,566,236	\$73,592,094	\$76,163,825	\$45,101,401
COM w/o MOFFITT	\$154,254,453	\$156,300,632	\$156,881,888	\$175,088,266	\$177,582,270

Note: Data from prior years has been adjusted to reflect College/Area reorganizations. Published reports prior to FY2013 have not been changed on DSR website.

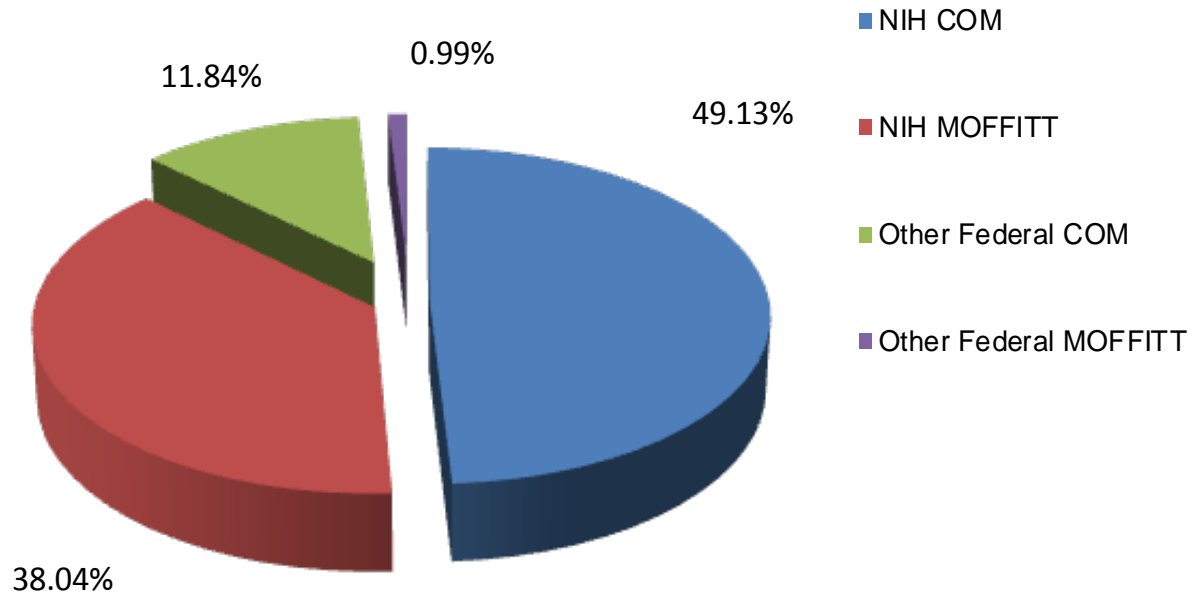
College of Medicine

Contract and Grant: Type of Awards

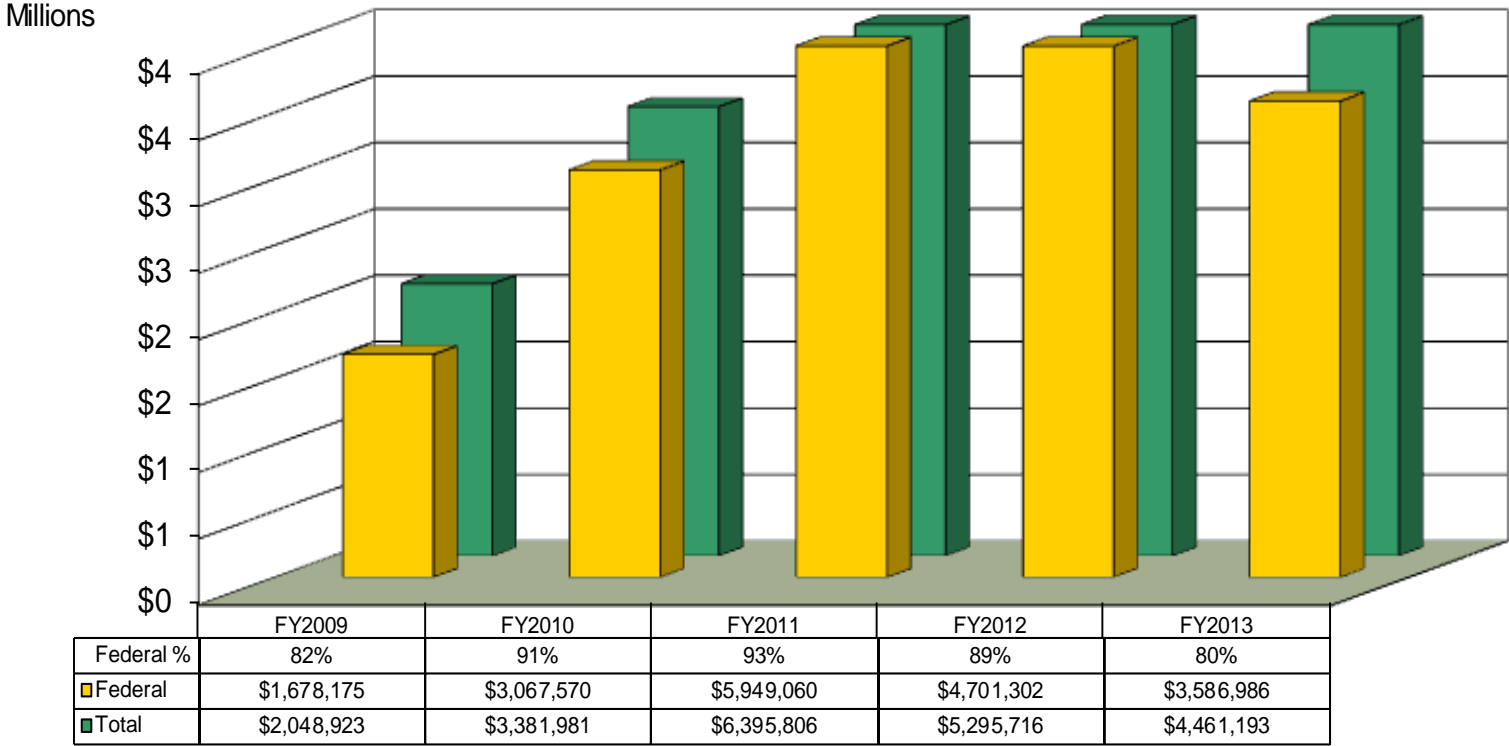


College of Medicine

Federal Contract and Grant Awards



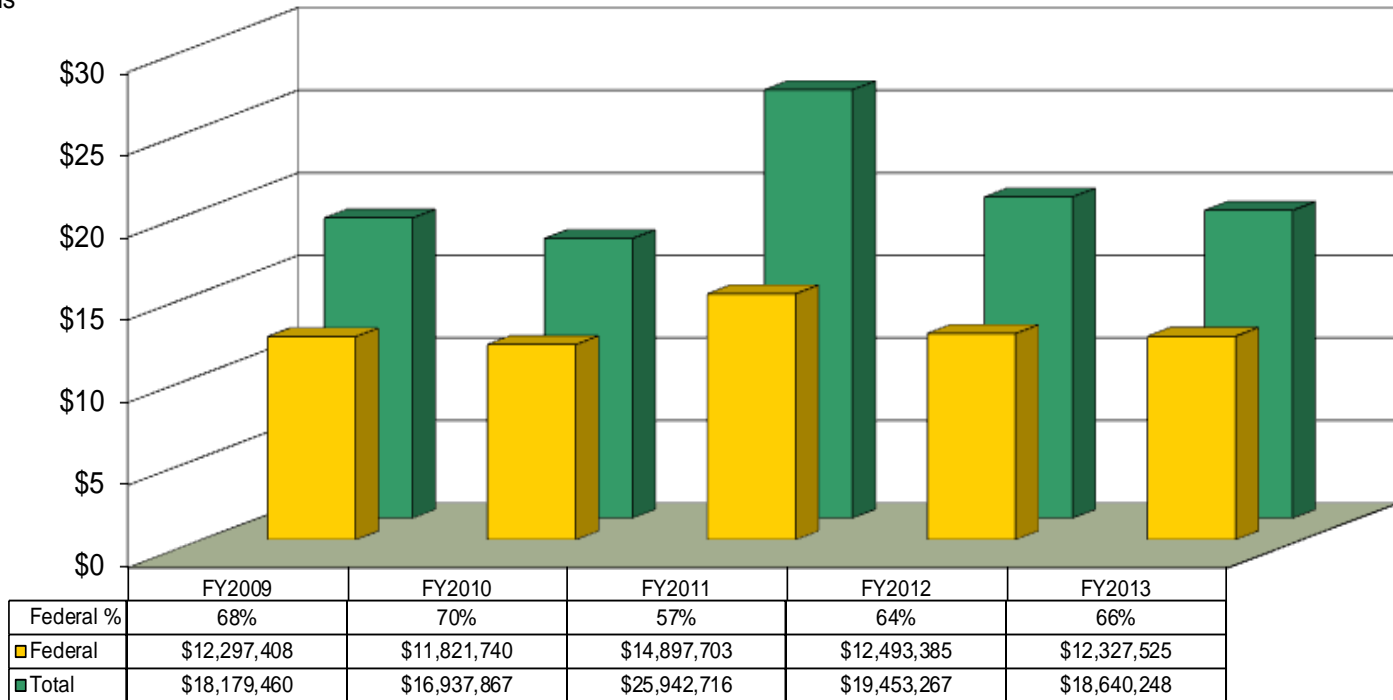
College of Nursing Contract and Grant Awards



Note: Data from prior years has been adjusted to reflect College/Area reorganizations. Published reports prior to FY2013 have not been changed on DSR website.

College of Public Health Contract and Grant Awards

Millions

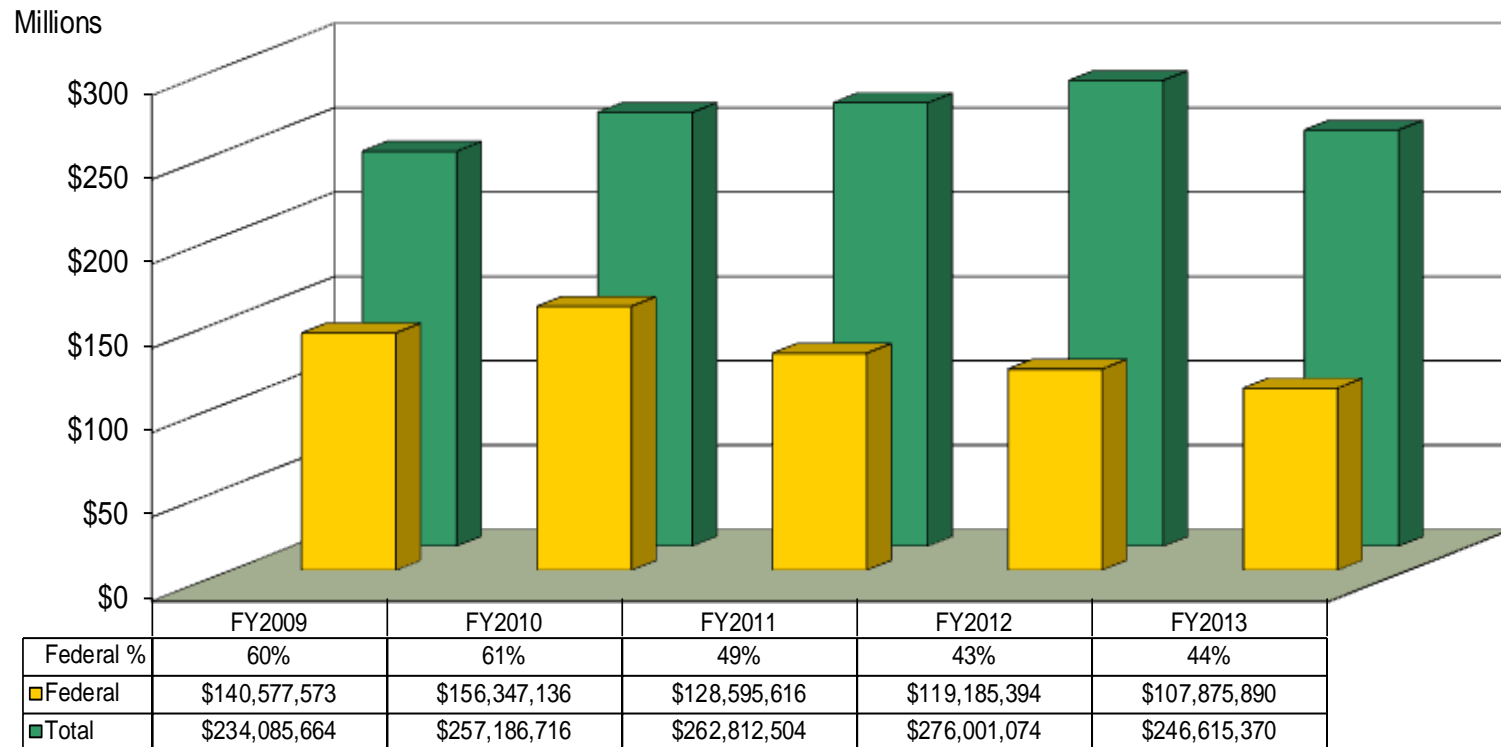


Note: Data from prior years has been adjusted to reflect College/Area reorganizations.
Published reports prior to FY2013 have not been changed on DSR website.

USF Health Summary

Contract and Grant Awards

College of Medicine
College of Nursing
College of Pharmacy
College of Public Health



Note: Data from prior years has been adjusted to reflect College/Area reorganizations.
Published reports prior to FY2013 have not been changed on DSR website.