

Contract and Grant Data

Fiscal Year 2014

Paul R. Sanberg, Ph.D., D.Sc.

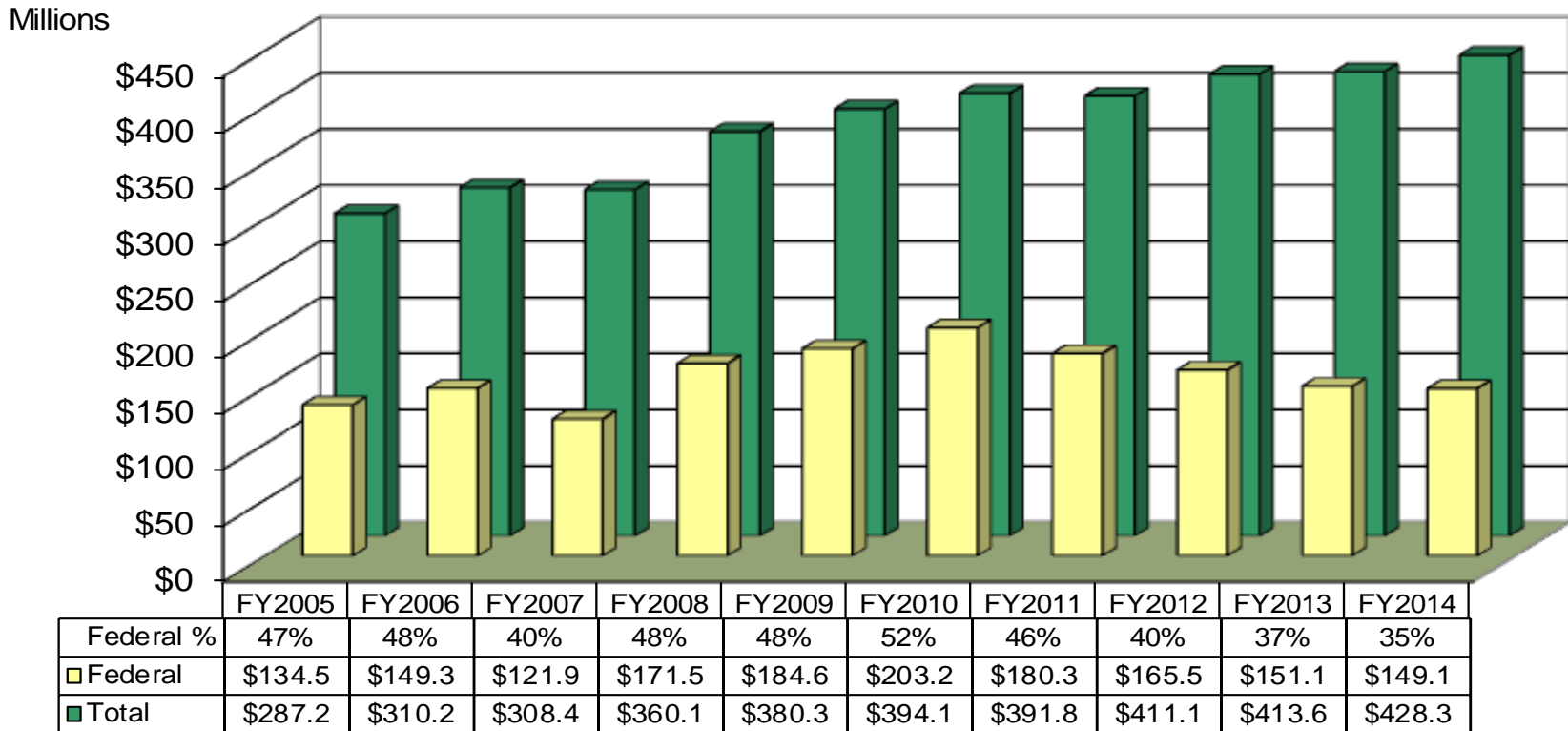
Vice President for Research & Innovation

President, USF Research Foundation

Distinguished University Professor

Contract & Grants

10 Year Research Funding History



Source: Total research funding amounts include Project and Non-Project data from USF and all affiliates.

College/Area 3-Year Comparison

Research Funding

COLLEGE/AREA	FY2012	FY2013	FY2014
ACADEMIC AFFAIRS*	\$ 1,698,811	\$ 3,902,782	\$ 2,342,532
COLLEGE OF ARTS AND SCIENCES	19,114,411	16,073,238	16,142,126
COLLEGE OF BUSINESS ADMINISTRATION	2,913,680	2,785,864	4,851,776
COLLEGE OF EDUCATION	13,372,949	14,704,549	17,862,184
COLLEGE OF ENGINEERING	28,939,262	55,306,207	66,169,531
COLLEGE OF GLOBAL SUSTAINABILITY**	-	-	646,870
COLLEGE OF MARINE SCIENCE	12,804,675	11,738,377	13,059,688
COLLEGE OF THE ARTS	1,142,871	1,335,233	1,731,673
COLLEGE OF BEHAVIORAL AND COMMUNITY SCIENCES	29,096,426	25,334,891	27,387,369
COLLEGE OF MEDICINE	251,252,091	222,683,671	217,229,989
COLLEGE OF NURSING	5,295,716	4,461,193	5,384,682
COLLEGE OF PHARMACY	-	830,258	682,020
COLLEGE OF PUBLIC HEALTH	19,453,267	18,640,248	26,271,925
USF POLYTECHNIC (Lakeland)	827,461	-	-
USF SARASOTA/MANATEE	252,831	128,334	2,210,203
USF ST. PETERSBURG	3,431,614	3,472,378	3,457,748
RESEARCH & INNOVATION	7,658,014	18,374,629	14,197,593
OFFICE OF THE PRESIDENT	300,675	305,775	492,729
STUDENT AFFAIRS	596,547	1,785,164	334,061
UNIVERSITY ADVANCEMENT	8,879,692	9,201,361	7,803,089
UNIVERSITY/ADMINISTRATIVE SERVICES	4,030,239	2,567,036	-
TOTAL FUNDING	\$ 411,061,232	\$ 413,631,188	\$ 428,257,788

*includes LKLD

**in AA

Recovery of Facilities & Administrative Costs (Indirect Costs)

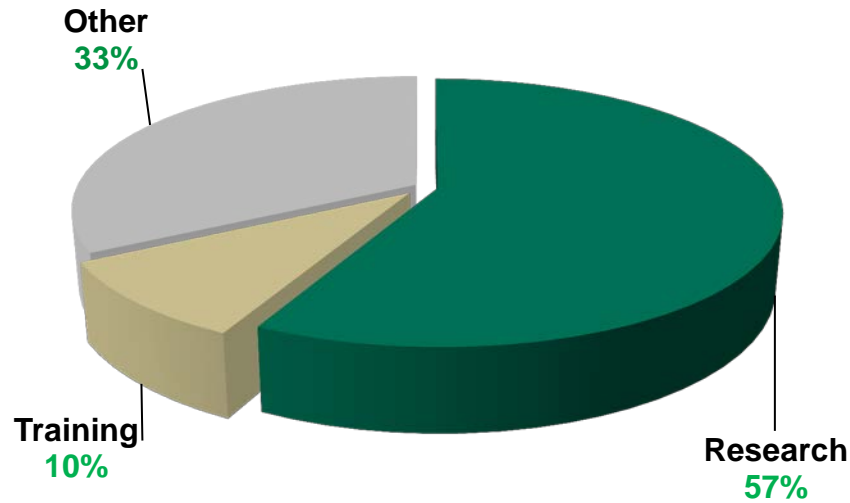
Summary by College or Area, FY2014

COLLEGE/AREA	Expenditures	Indirect Costs	% Recovered
Academic Affairs	\$519,005	\$50,576	10%
College of Arts and Sciences	\$11,559,884	\$3,544,762	31%
College of Behavioral and Community Sciences	\$23,145,954	\$2,875,671	12%
College of Business Administration	\$2,717,549	\$286,462	11%
College of Education	\$13,941,665	\$904,228	6%
College of Engineering	\$23,021,844	\$5,532,043	24%
College of Marine Science	\$10,180,700	\$2,098,385	21%
College of Medicine	\$74,786,042	\$16,817,495	22%
College of Nursing	\$2,029,519	\$416,899	21%
College of Pharmacy	\$477,149	\$170,694	36%
College of Public Health	\$19,058,975	\$3,020,526	16%
College of The Arts	\$715,416	\$129,953	18%
Florida Industrial Phosphate Research	\$6,039	\$0	0%
Graduate School	\$649,539	\$3,687	1%
Honors College	\$0	-\$122	
Patel College of Global Sustainability	\$123,966	\$6,026	5%
Undergraduate Studies	\$938,177	\$56,929	6%
University Communications & Marketing	\$1,412,558	\$3,100	0%
University Services	-\$380	\$0	0%
USF Health	\$1,147,369	\$541,966	47%
USF Lakeland	\$102,516	\$36,725	36%
USF Sarasota/Manatee	\$5,704	\$0	0%
USF St. Petersburg	\$2,974,568	\$229,628	8%
USF Research & Innovation	\$1,304,485	\$189,834	15%
TOTAL EXPENDITURES	\$190,818,242	\$36,915,467	19%

*Expenditures include both project and non-project data for USF only.

Funding by Project Type

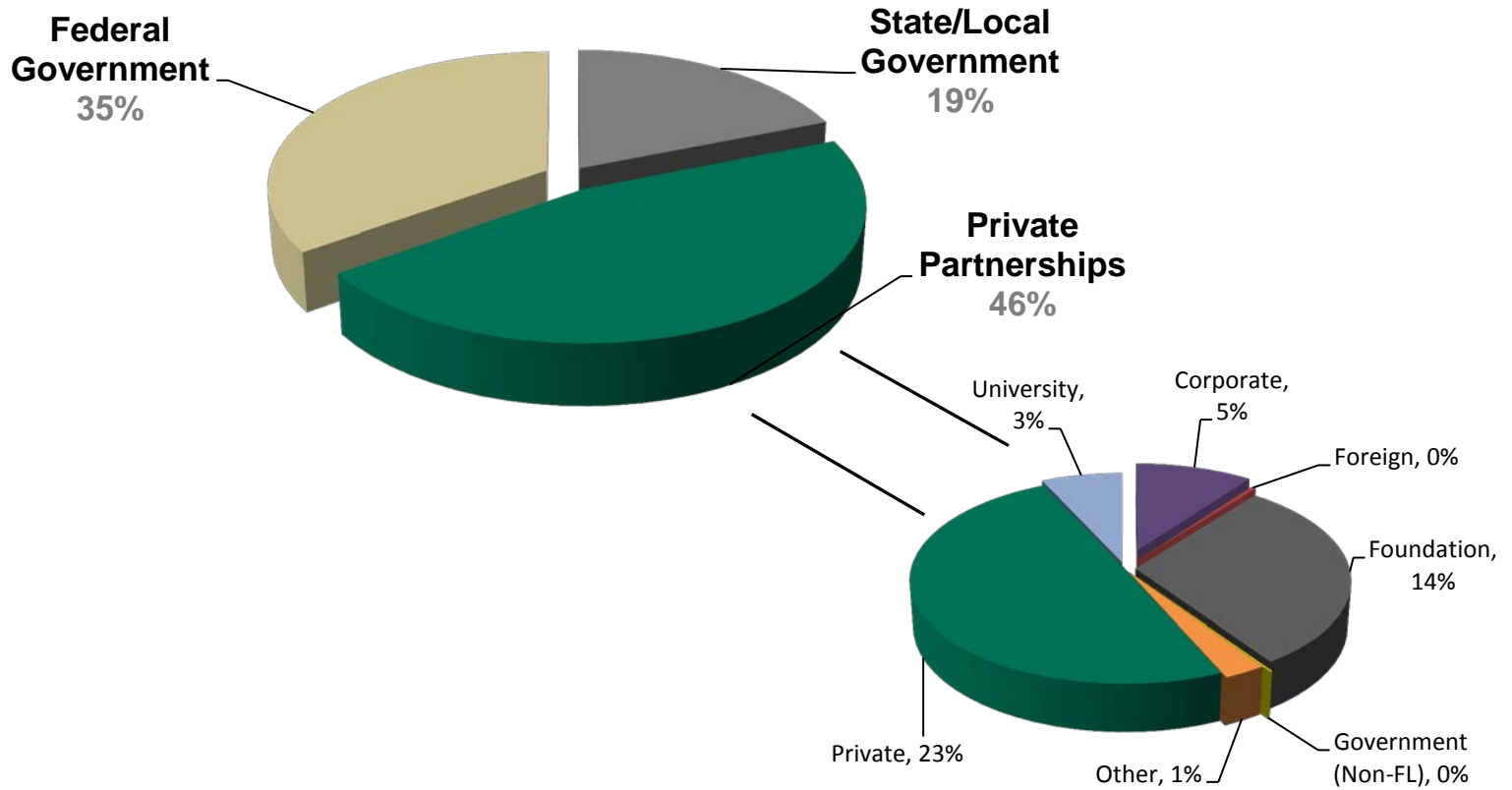
USF and Affiliates



Research	Training	Other	Total
245.9M	40.9M	141.4M	428.3M

Sources of External Funding

USF and Affiliates

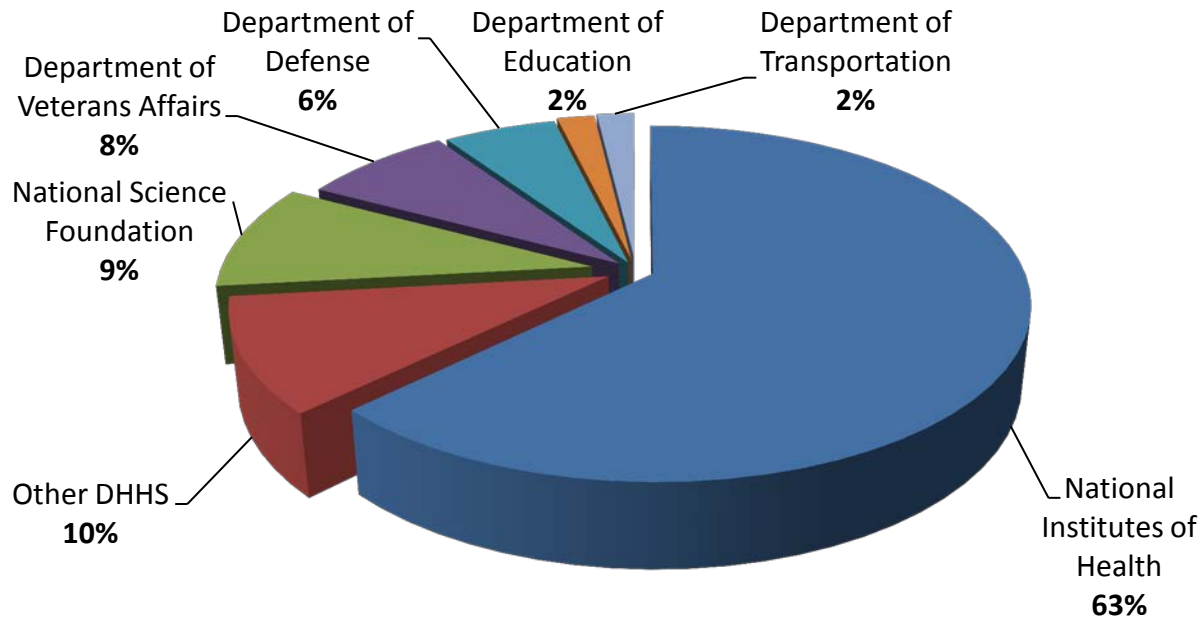


State/Local Government	Private Partnerships	Federal Government	Total
\$81.5	\$197.7	\$149.1	428.3

Federal Agencies 3-year Comparison

AGENCY	FY2012	FY2013	FY2014
National Institutes of Health	\$99,848,722	\$91,701,966	\$86,961,801
Department of Health and Human Services (Non-NIH)	17,959,432	12,337,389	14,513,653
Department of Veterans Affairs	10,201,433	10,953,388	10,629,374
National Science Foundation	9,982,908	10,601,817	13,297,702
Department of Transportation	4,955,213	5,864,685	2,628,139
Department of Defense	8,400,805	5,724,151	7,926,109
Department of Education	5,670,930	4,464,285	2,631,973
Department of Labor	2,268,605	2,665,700	2,316,500
Department of Energy	2,399,476	1,897,986	2,008,431
Department of the Interior	2,324,672	1,527,071	1,789,659
National Aeronautics & Space Administration	1,089,976	1,501,963	1,394,643
Department of Commerce	525,519	1,017,586	502,374
Other Federal Agencies	865,484	450,334	1,531,450
Department of Justice	93,553	391,008	970,335
TOTAL	\$166,586,728	\$151,099,329	\$149,102,143

Primary Sources of Federal Funding USF and Affiliates



NIH Funding by College/Area

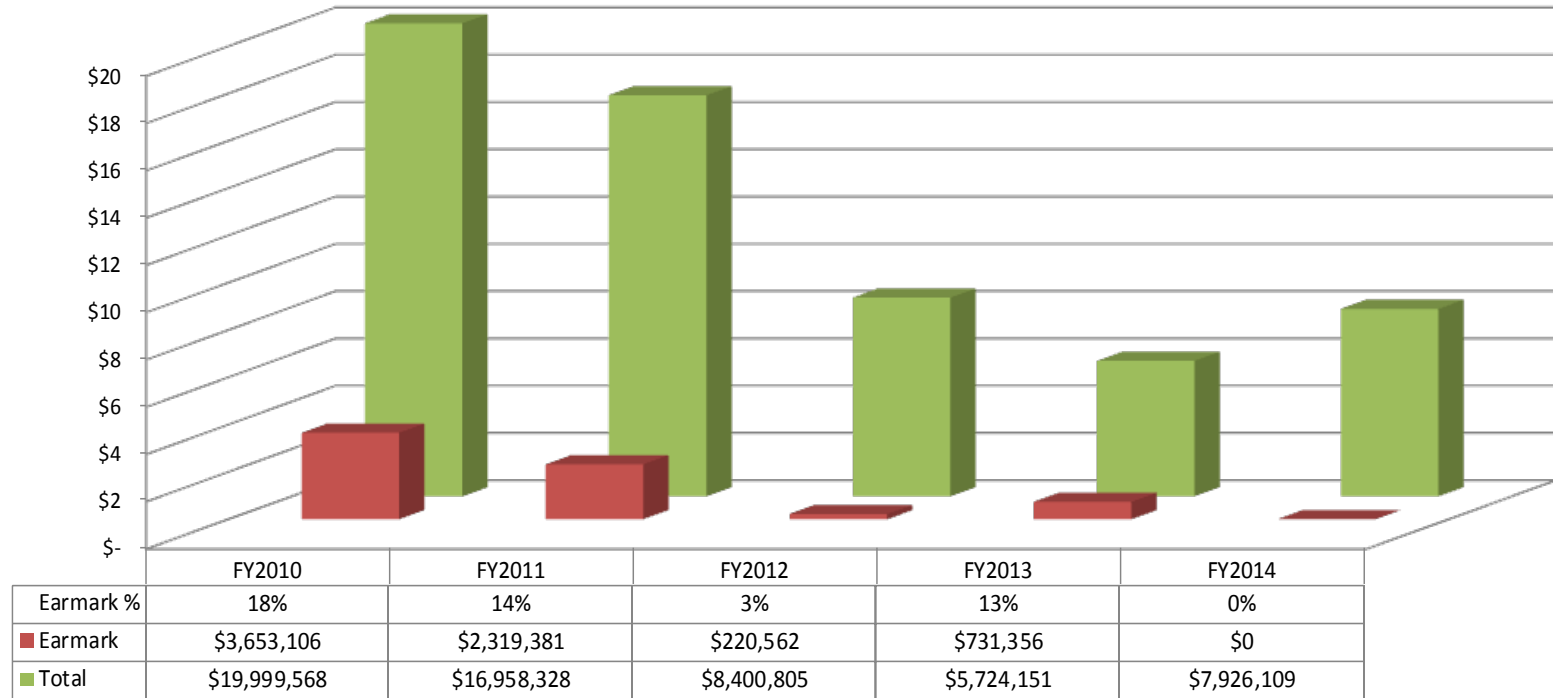
COLLEGE_AREA	FY2012	FY2013	FY2014
COLLEGE OF ARTS AND SCIENCES	3,666,905	2,771,502	2,843,873
COLLEGE OF EDUCATION	-	56,063	18,687
COLLEGE OF ENGINEERING	1,911,604	993,753	1,208,001
COLLEGE OF BEHAVIORAL AND COMMUNITY SCIENCES	2,934,470	2,933,614	5,094,119
COLLEGE OF MEDICINE	86,587,567	79,791,471	72,382,102
COLLEGE OF NURSING	2,205,049	1,681,507	1,217,075
COLLEGE OF PHARMACY	-	422,813	406,564
COLLEGE OF PUBLIC HEALTH	2,043,127	3,051,243	3,057,099
RESEARCH & INNOVATION	500,000	-	734,281
NIH Total	\$99,848,722	\$91,701,966	\$86,961,801

NSF Funding by College/Area

COLLEGE_AREA	FY2012	FY2013	FY2014
ACADEMIC AFFAIRS	\$ 123,500	\$ 371,514	\$ 595,358
COLLEGE OF ARTS AND SCIENCES	4,452,739	4,674,506	4,818,162
COLLEGE OF BUSINESS ADMINISTRATION	64,339	-	15,684
COLLEGE OF EDUCATION	-	65,671	1,264,486
COLLEGE OF ENGINEERING	2,720,172	4,254,772	3,851,047
COLLEGE OF MARINE SCIENCE	1,294,359	880,223	2,483,463
COLLEGE OF BEHAVIORAL AND COMMUNITY SCIENCES	103,211	-	-
COLLEGE OF MEDICINE	408,741	200,000	200,000
COLLEGE OF PUBLIC HEALTH	80,000	80,000	-
USF POLYTECHNIC (Lakeland)	95,777	-	-
USF ST. PETERSBURG	640,070	75,131	69,502
NSF Total	\$9,982,908	\$10,601,817	\$13,297,702

US Department of Defense Earmarks

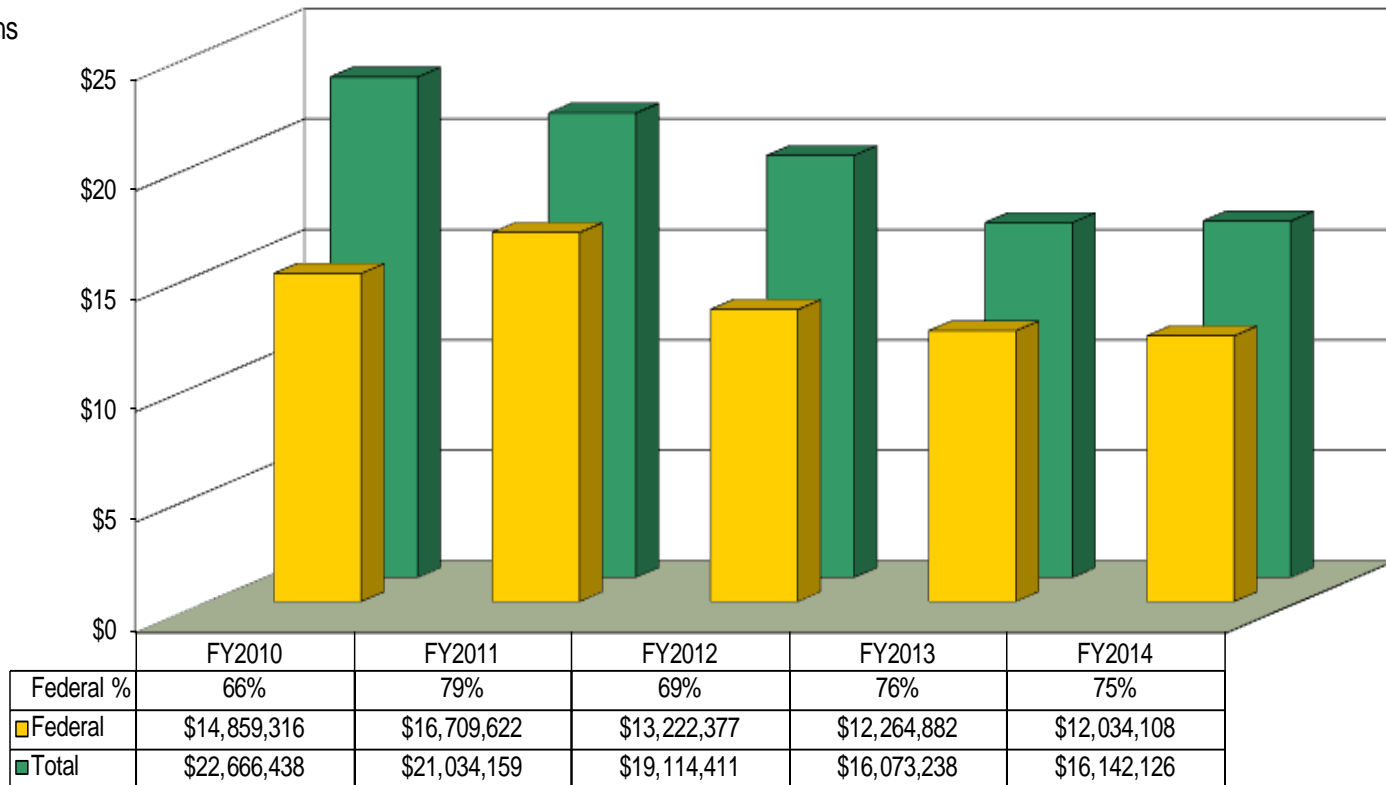
Millions



Source: Graph includes Project and Non-Project data from USF and affiliates.

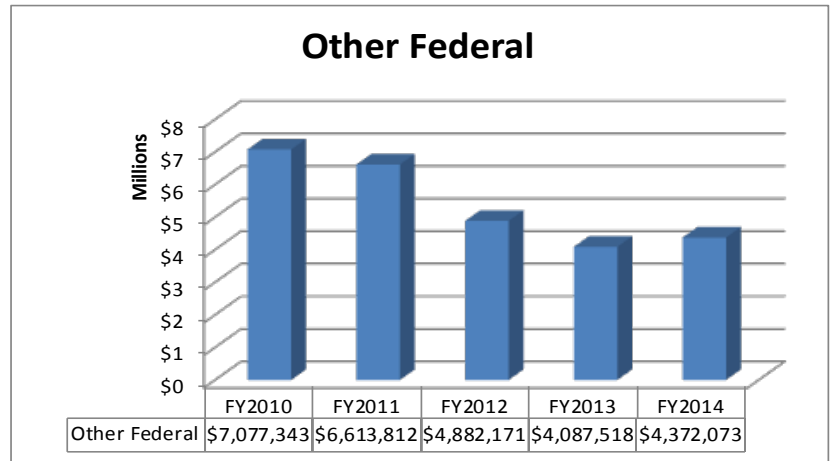
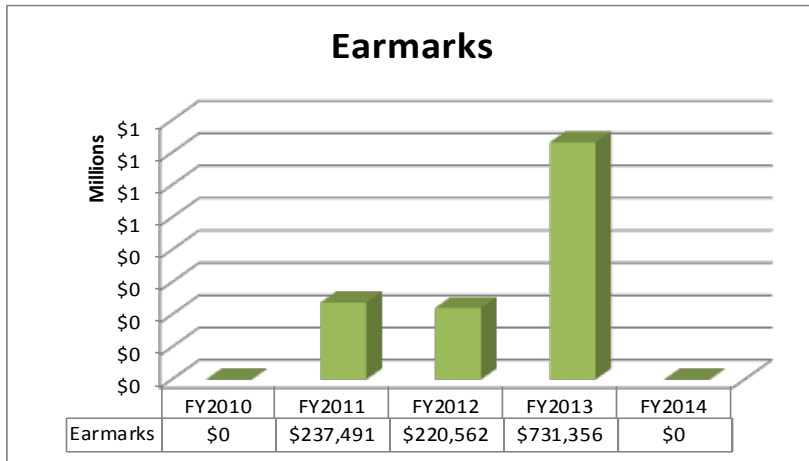
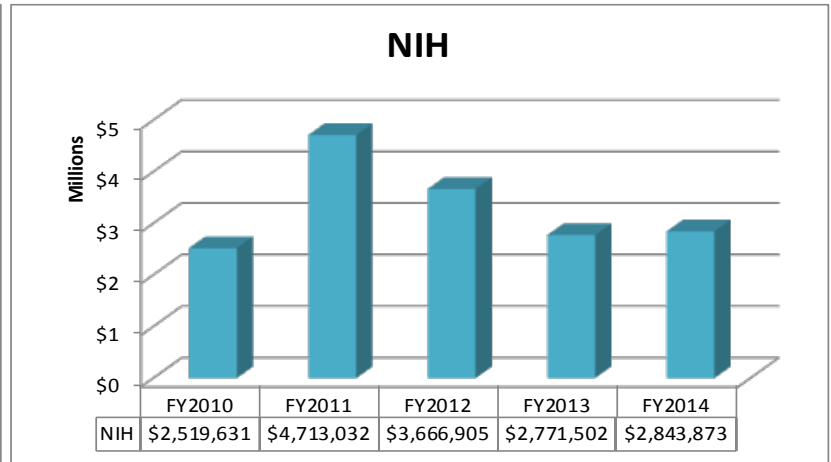
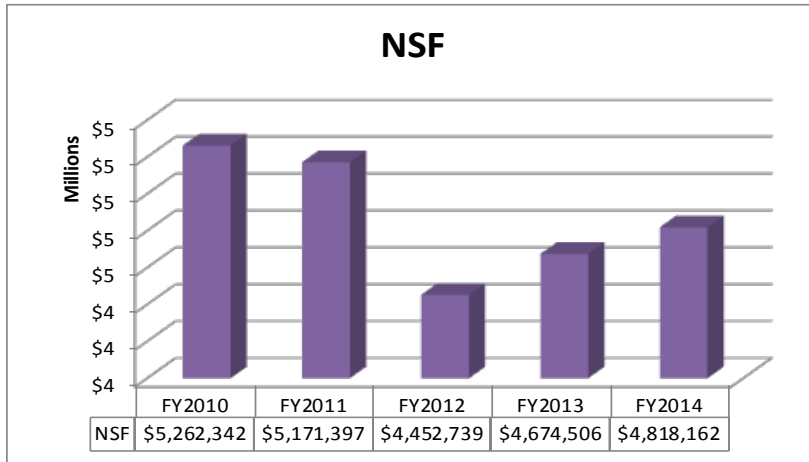
College of Arts & Sciences Research Funding

Millions



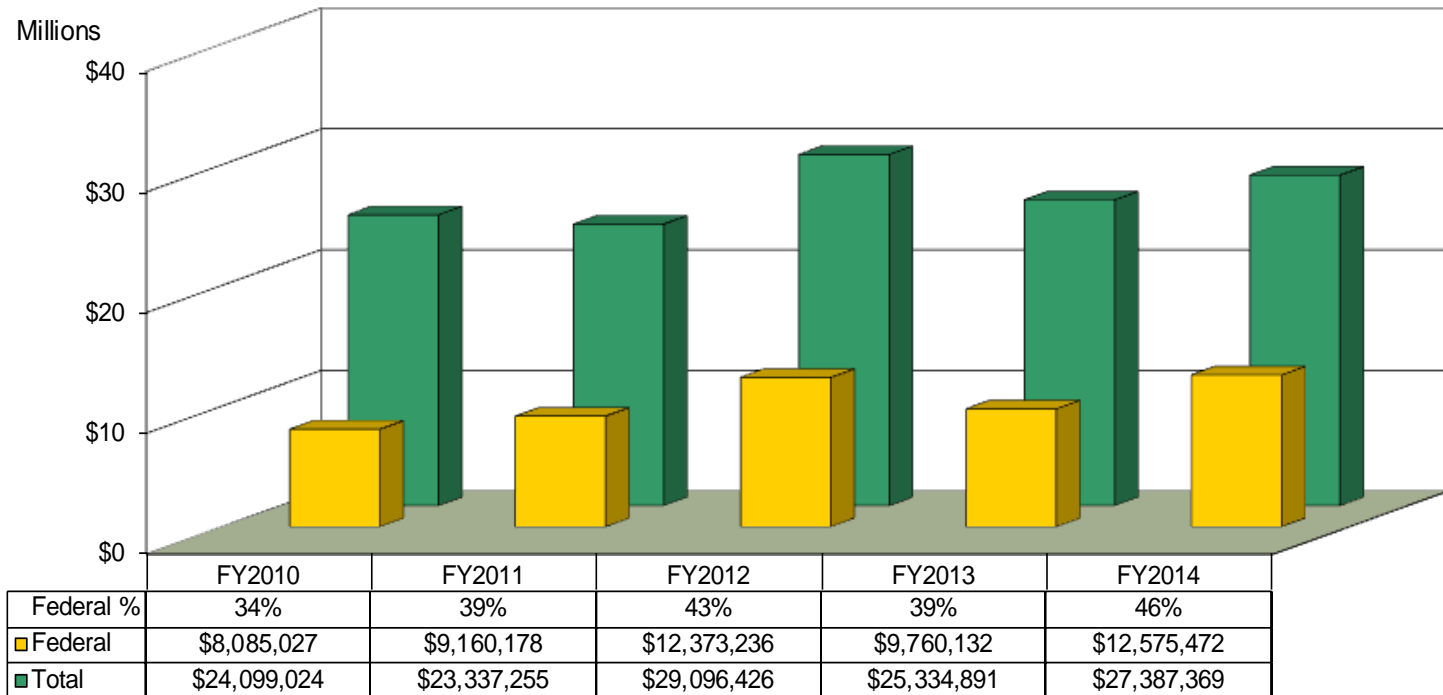
*Tampa Campus Only

College of Arts & Sciences Federal Funding



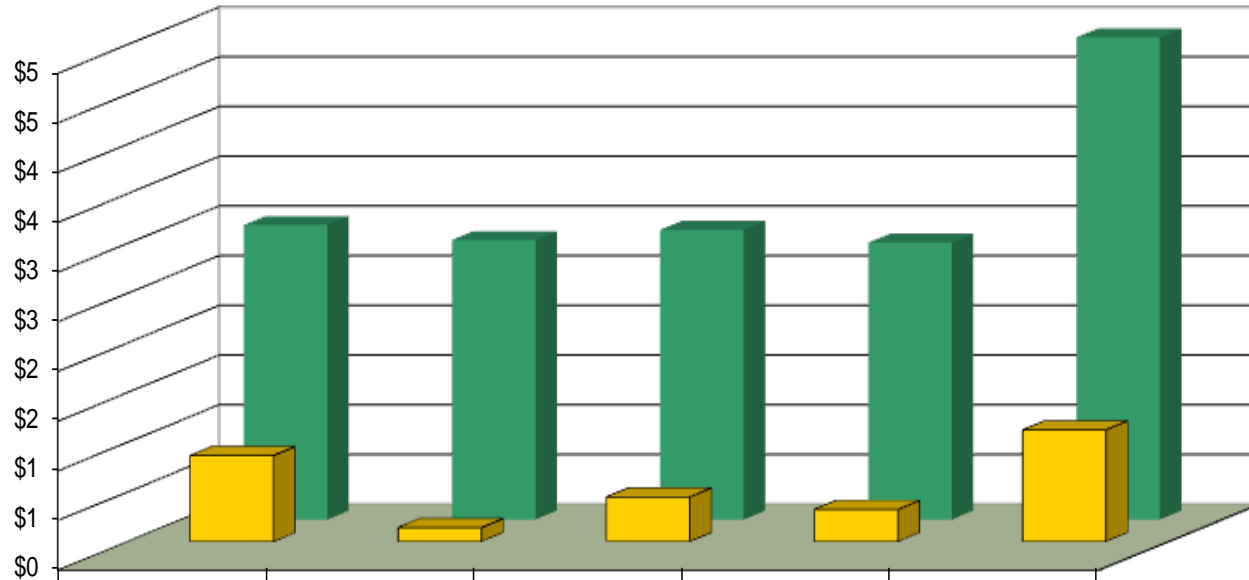
*Tampa Campus Only

College of Behavioral and Community Sciences Research Funding



College of Business Administration Research Funding

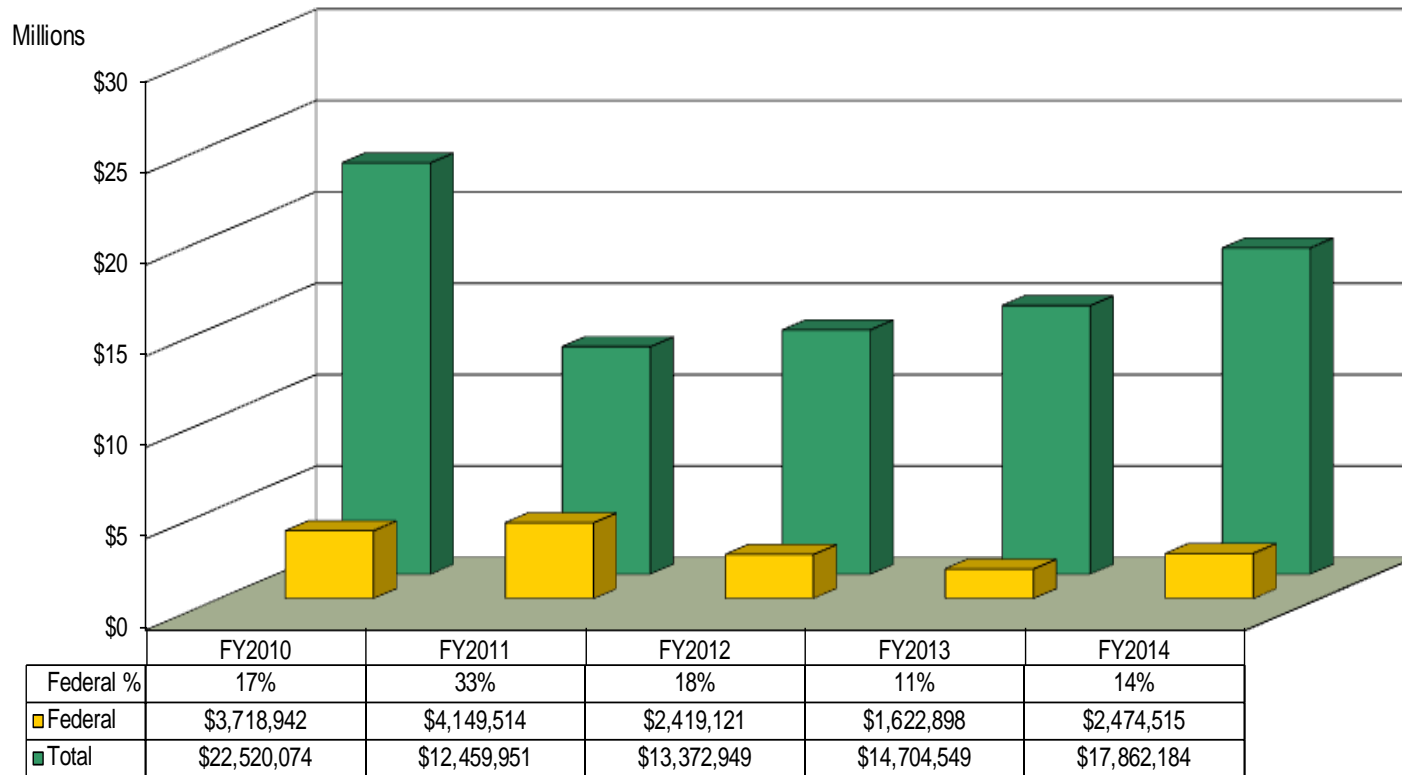
Millions



	FY2010	FY2011	FY2012	FY2013	FY2014
Federal %	29%	5%	15%	12%	23%
Federal	\$865,864	\$141,704	\$449,028	\$323,735	\$1,124,458
Total	\$2,963,287	\$2,811,198	\$2,913,680	\$2,785,864	\$4,851,776

*Tampa Campus Only

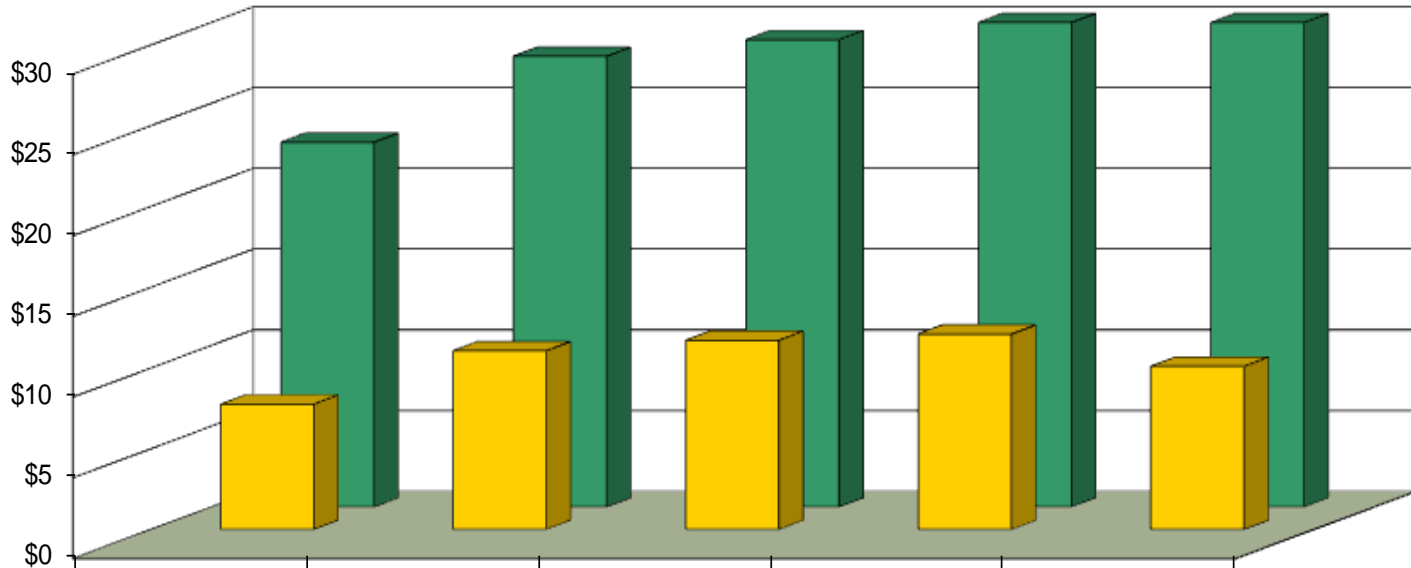
College of Education Research Funding



*Tampa Campus Only

College of Engineering Research Funding

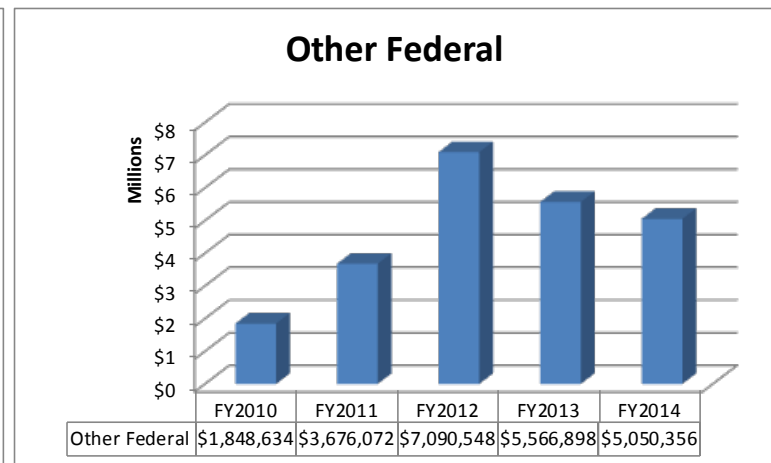
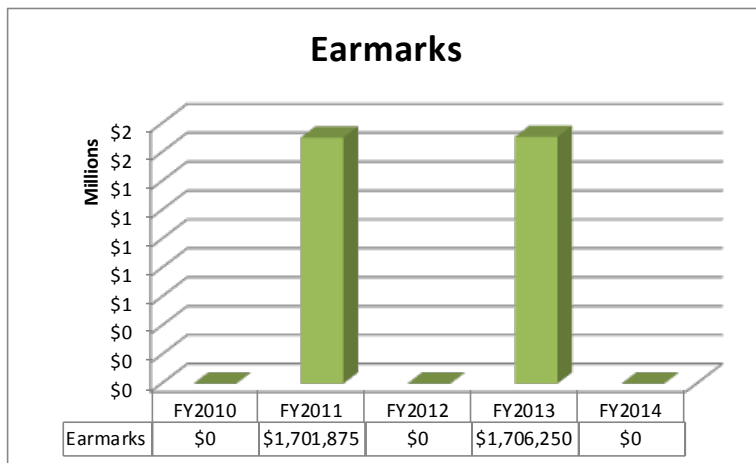
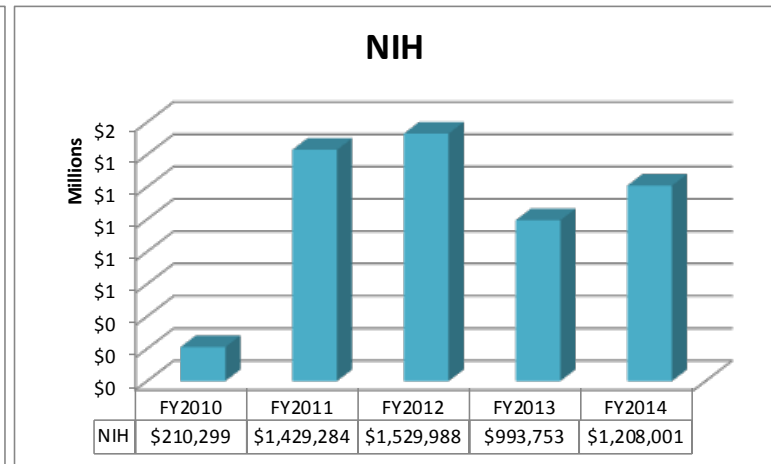
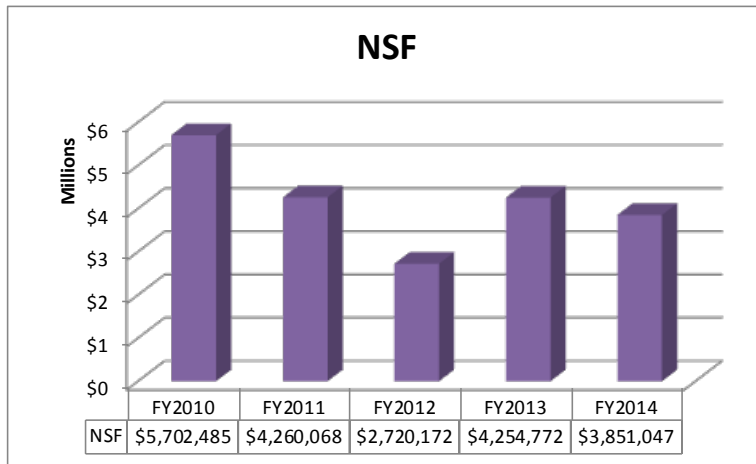
Millions



	FY2010	FY2011	FY2012	FY2013	FY2014
Federal %	34%	40%	41%	22%	15%
Federal	\$7,761,418	\$11,067,299	\$11,722,324	\$12,101,153	\$10,109,404
Total	\$22,584,334	\$27,912,588	\$28,939,262	\$55,306,207	\$66,169,531

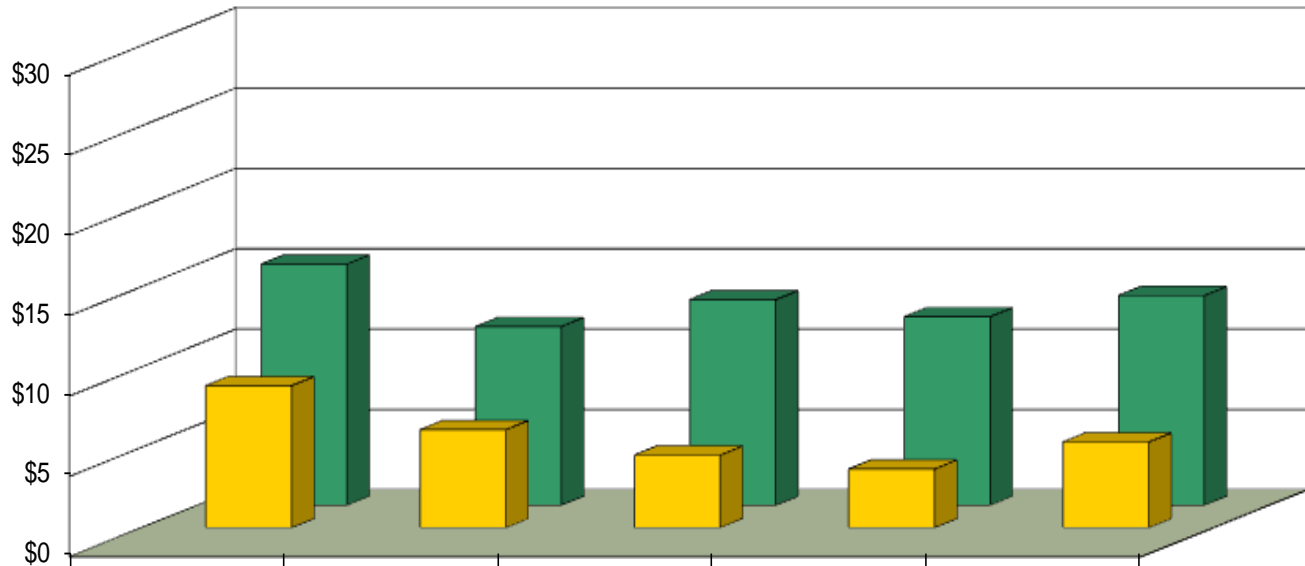
	FY2010	FY2011	FY2012	FY2013	FY2014
CUTR Total	\$8,222,017	\$12,454,139	\$15,310,783	\$15,885,576	\$20,999,394
ENG w/o CUTR	\$14,362,317	\$15,458,449	\$13,628,479	\$39,420,631	\$45,170,137

College of Engineering Federal Funding



College of Marine Science Research Funding

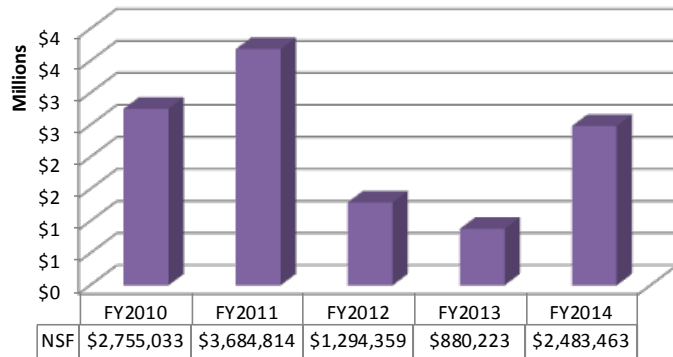
Millions



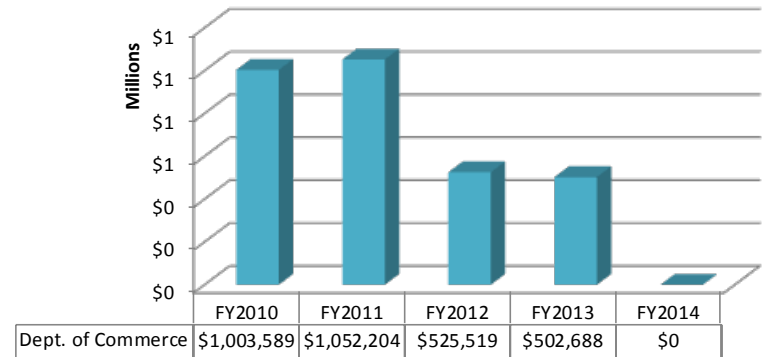
	FY2010	FY2011	FY2012	FY2013	FY2014
Federal %	59%	55%	35%	31%	41%
Federal	\$8,839,551	\$6,102,977	\$4,520,359	\$3,657,916	\$5,338,125
Total	\$15,018,081	\$11,132,981	\$12,804,675	\$11,738,377	\$13,059,688

College of Marine Science Federal Funding

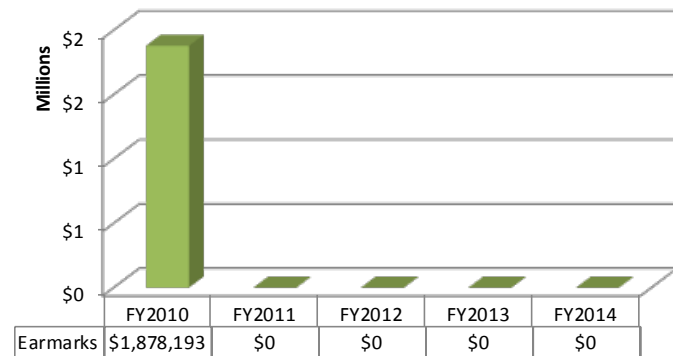
NSF



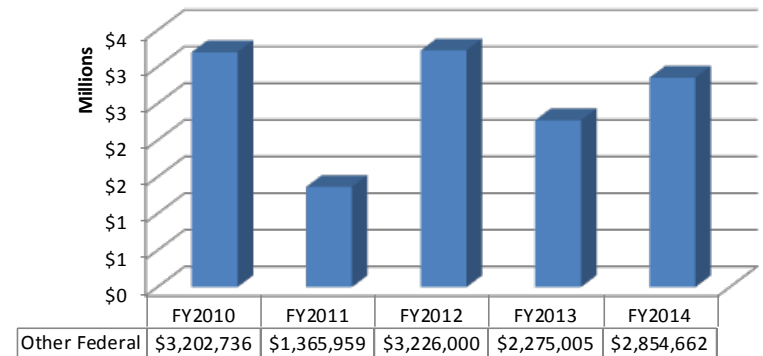
Dept. of Commerce



Earmarks

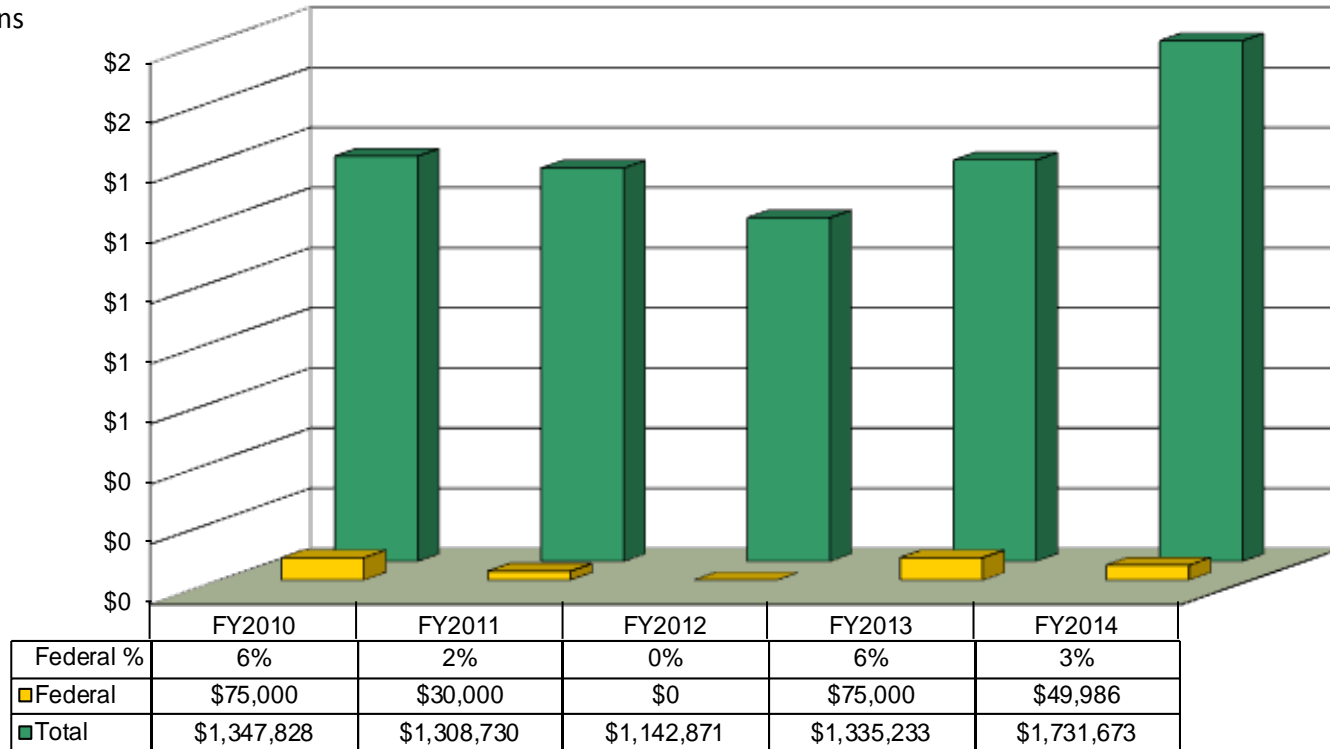


Other Federal



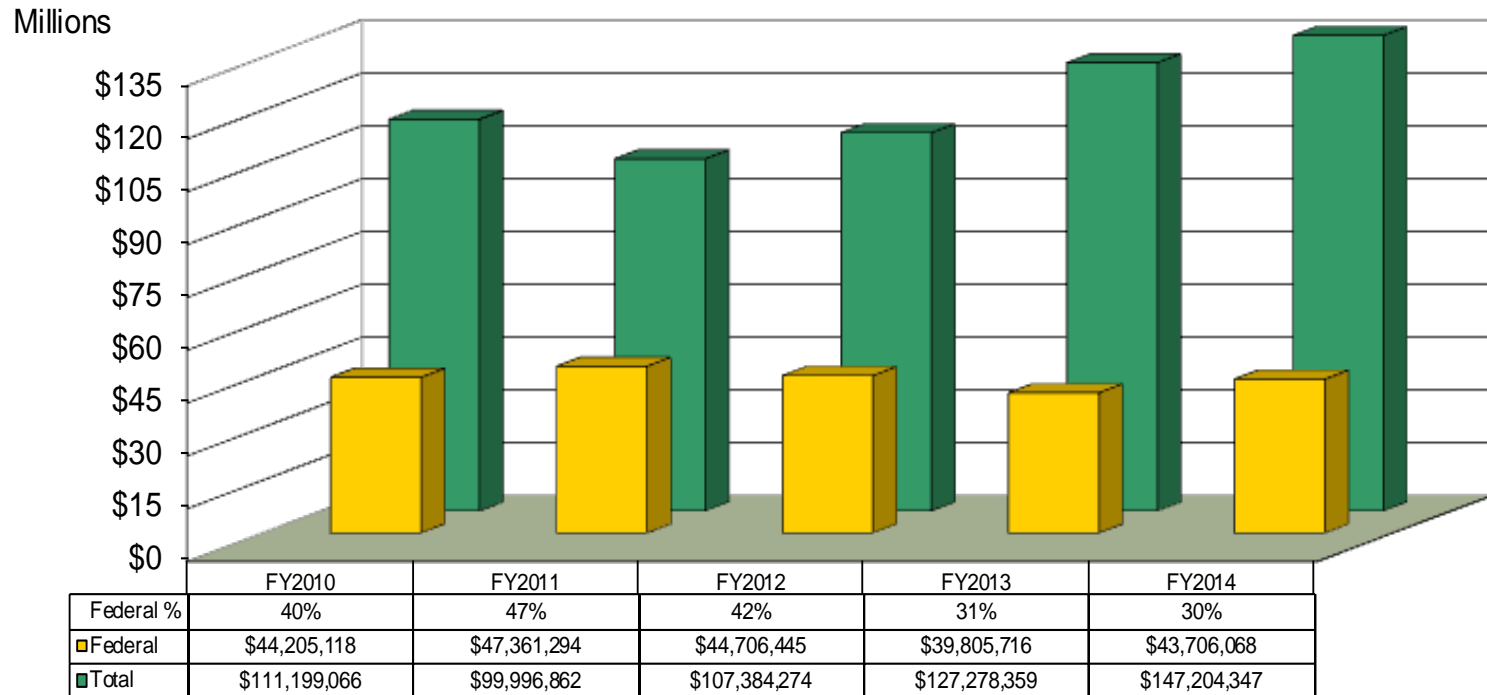
College of The Arts Research Funding

Millions



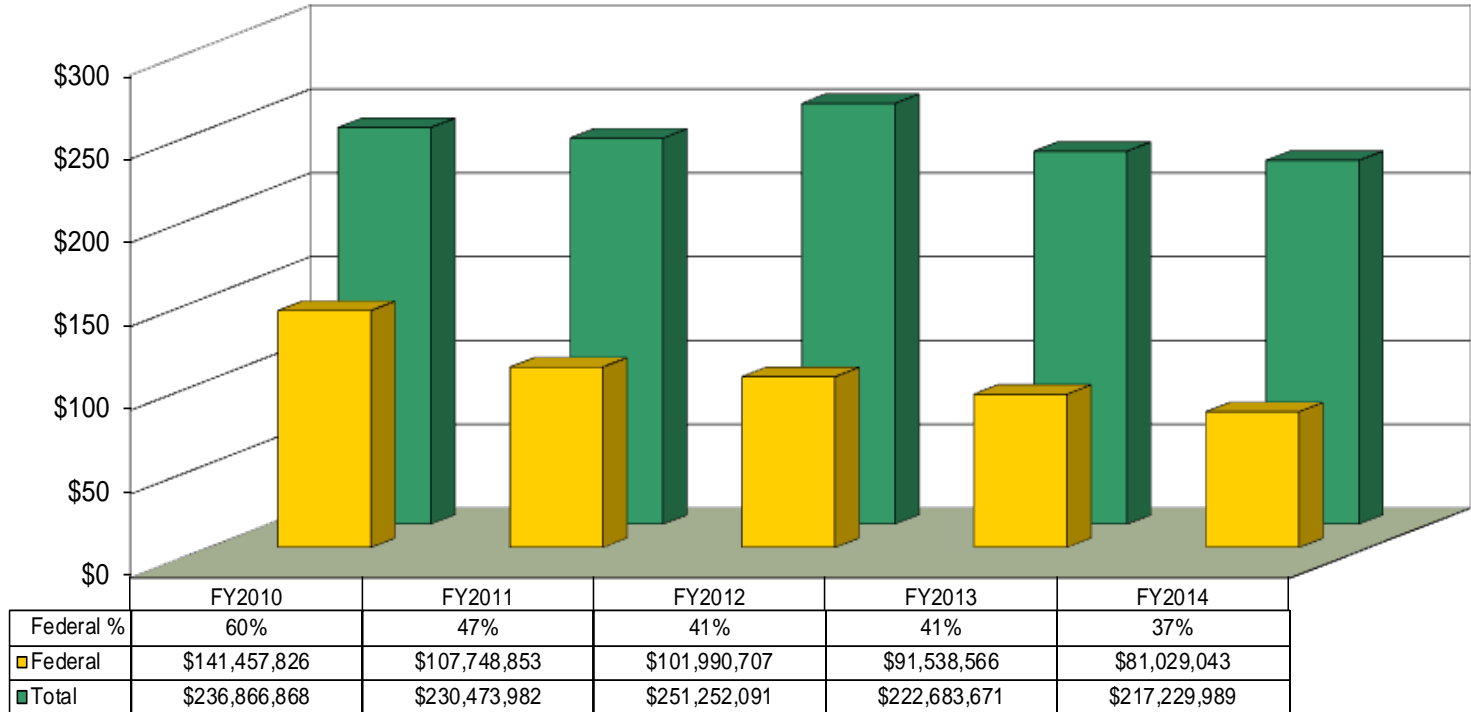
Academic Colleges (excluding USF HEALTH) Research Funding

College of Arts & Sciences
College of Behavioral and Community Sciences
College of Business Administration
College of Education
College of Engineering
College of Marine Science
College of The Arts



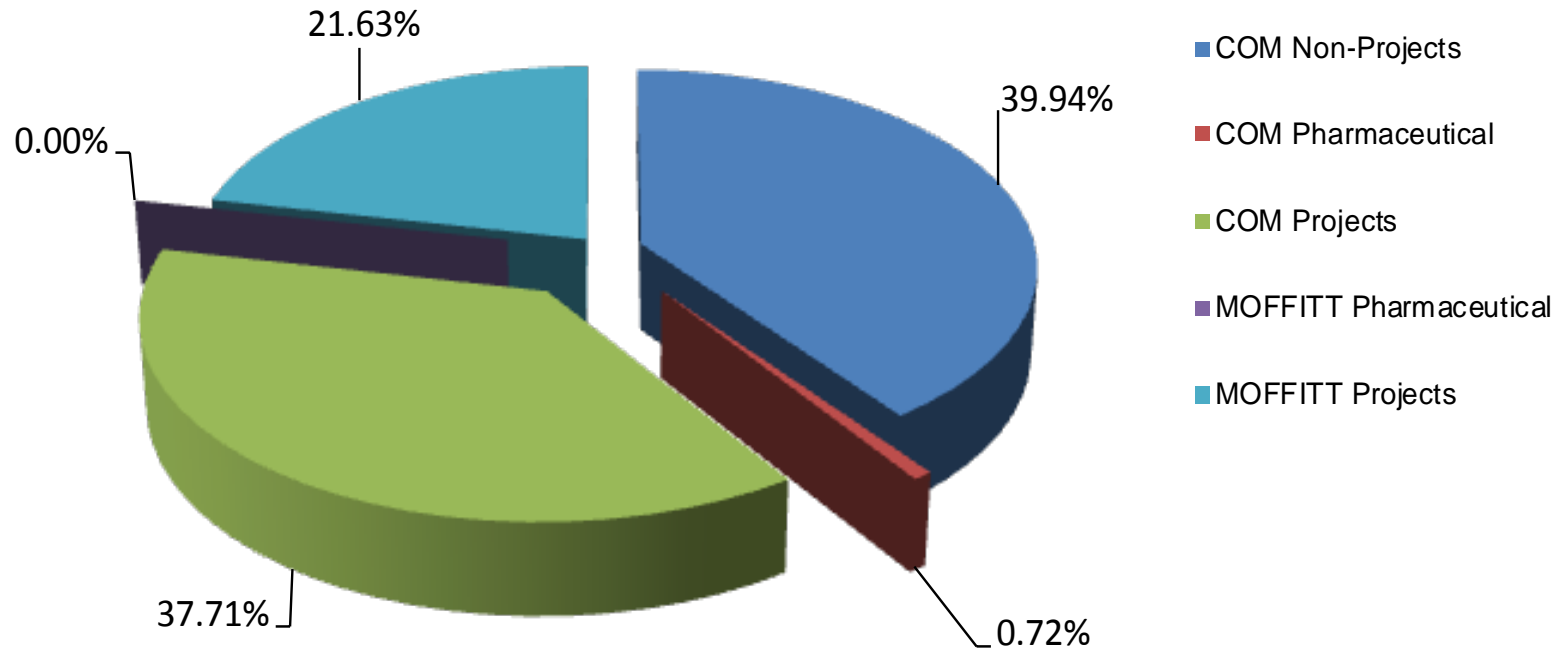
College of Medicine Research Funding

Millions

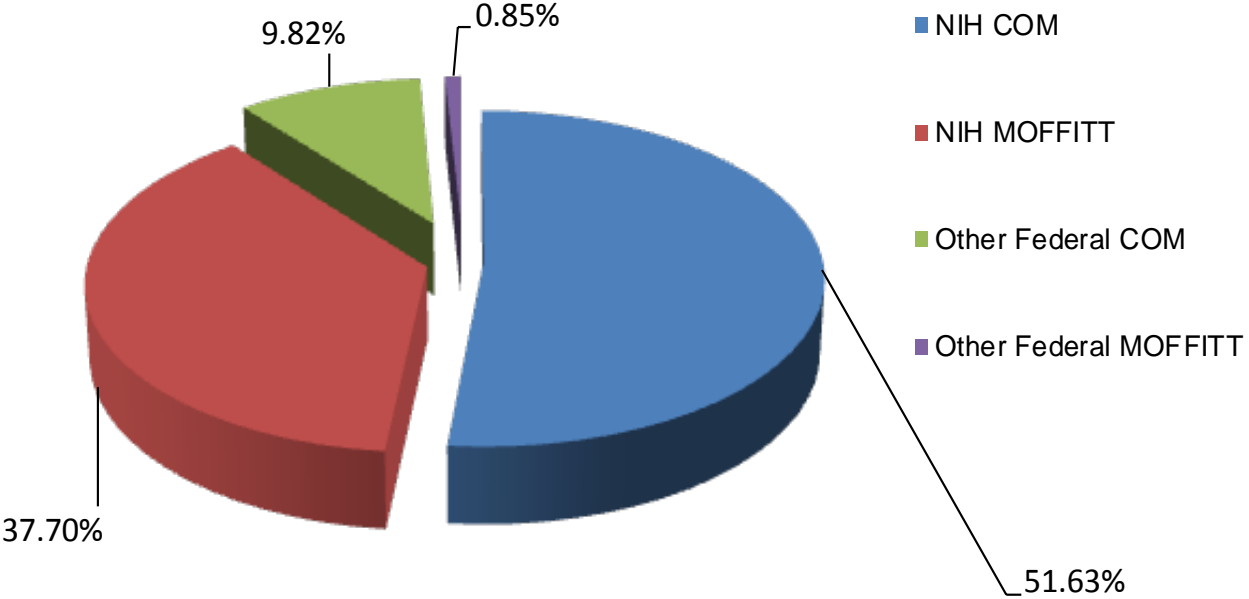


	FY2010	FY2011	FY2012	FY2013	FY2014
MOFFITT	\$80,566,236	\$73,592,094	\$76,163,825	\$45,101,401	\$46,079,873
COM w/o MOFFITT	\$156,300,632	\$156,881,888	\$175,088,266	\$177,582,270	\$171,150,116

College of Medicine Research Funding By Type



College of Medicine Federal Research Funding



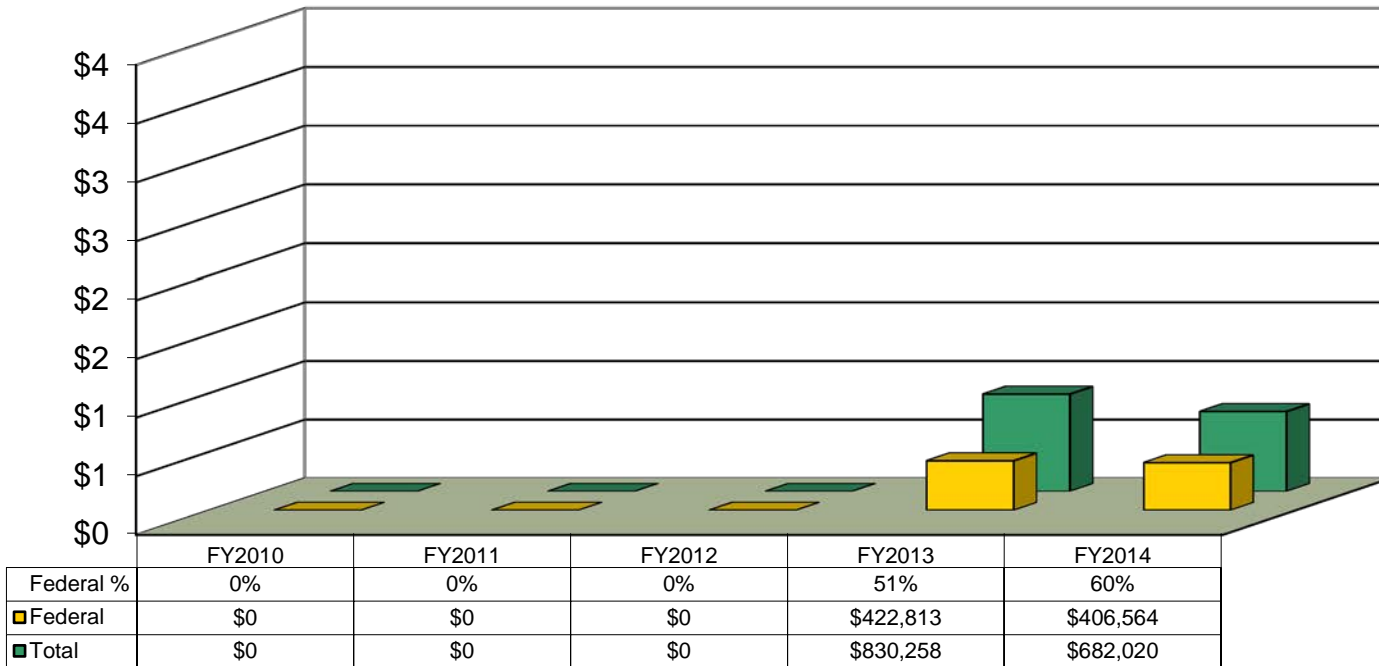
College of Nursing Research Funding

Millions



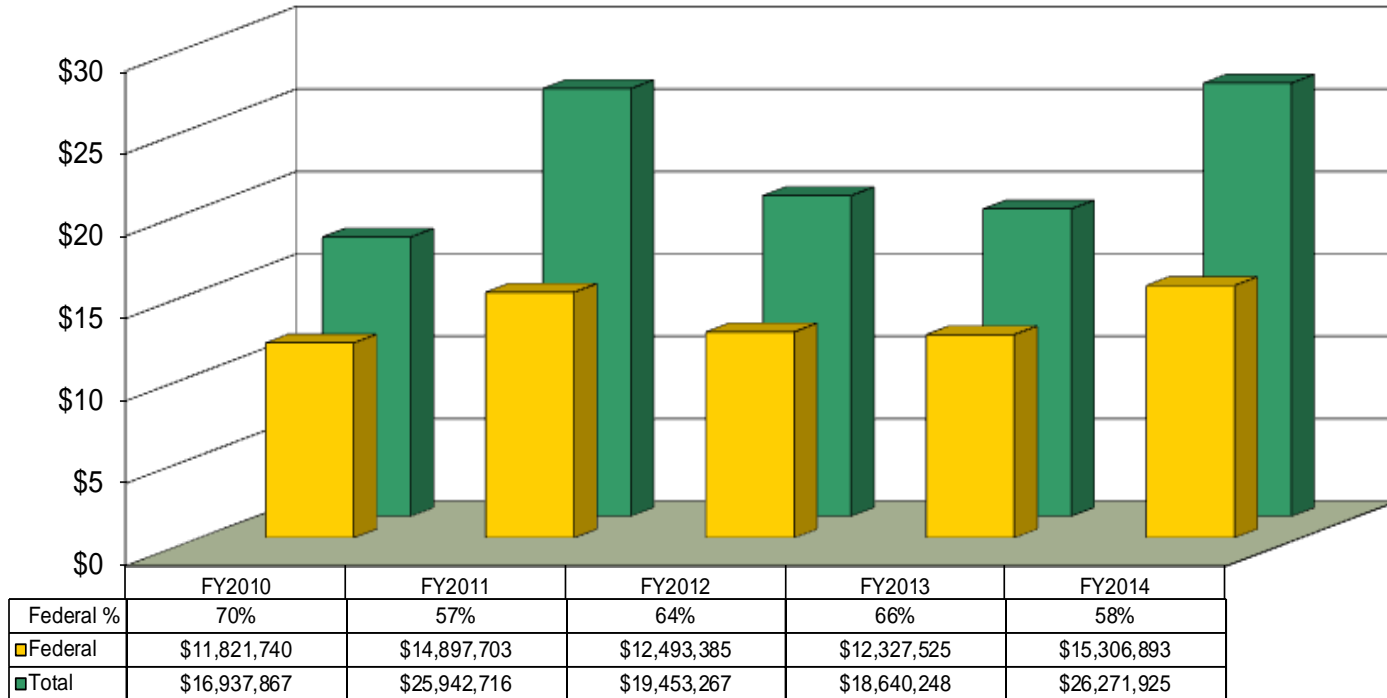
College of Pharmacy Research Funding

Millions



College of Public Health Research Funding

Millions



USF Health Summary

Research Funding

College of Medicine
College of Nursing
College of Pharmacy
College of Public Health

