

Contract and Grant Data

Fiscal Year 2015

Paul R. Sanberg, Ph.D., D.Sc.

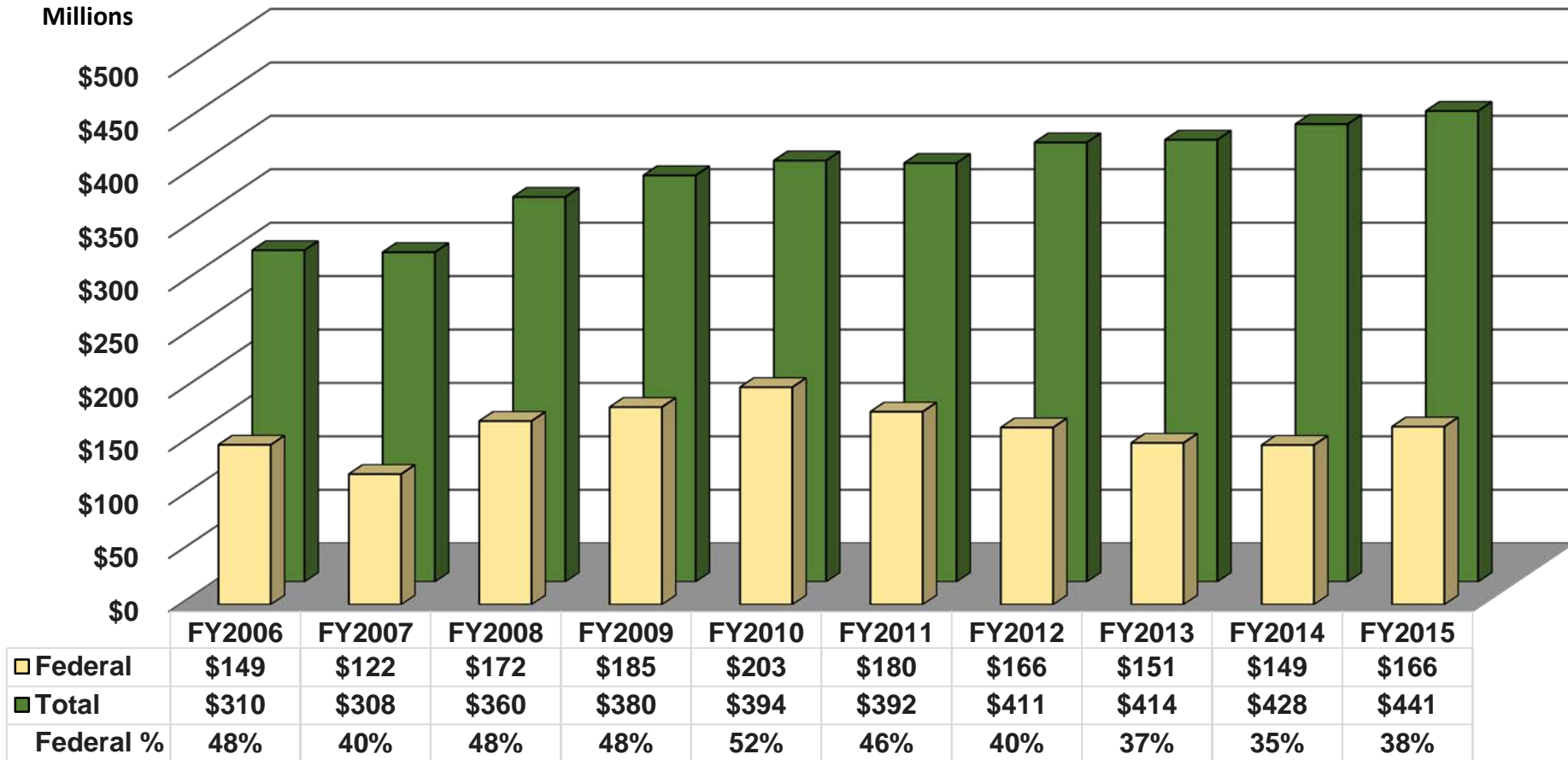
Vice President for Research & Innovation

President, USF Research Foundation

Distinguished University Professor

USF Research & Innovation

10 Year Research Funding History



Source: Total research funding amounts include Project and Non-Project data from USF and all affiliates.

College/Area 5-Year Comparison

Research Funding

College/Area	FY2011	FY2012	FY2013	FY2014	FY2015
ACADEMIC AFFAIRS	\$ 5,199,433	\$ 3,122,819	\$ 5,687,946	\$ 2,676,593	\$ 7,141,081
COLLEGE OF ARTS AND SCIENCES	21,034,159	19,114,411	16,073,238	16,142,126	14,749,592
COLLEGE OF BEHAVIORAL AND COMMUNITY SCIENCES	23,337,255	29,096,426	25,334,891	27,387,369	30,689,037
MUMA COLLEGE OF BUSINESS	2,811,198	2,913,680	2,785,864	4,851,776	3,267,880
COLLEGE OF EDUCATION	12,459,951	13,372,949	14,704,549	17,862,184	22,632,622
COLLEGE OF ENGINEERING	27,912,588	28,939,262	55,306,207	66,169,531	73,320,765
PATEL COLLEGE OF GLOBAL SUSTAINABILITY				646,870	10,000
COLLEGE OF MARINE SCIENCE	11,132,981	12,804,675	11,738,377	13,059,688	16,051,471
MORSANI COLLEGE OF MEDICINE	230,473,982	251,252,091	222,683,671	217,229,989	215,866,942
COLLEGE OF NURSING	6,395,806	5,295,716	4,461,193	5,384,682	2,624,392
COLLEGE OF PHARMACY	-	-	830,258	682,020	998,881
COLLEGE OF PUBLIC HEALTH	25,942,716	19,453,267	18,640,248	26,271,925	25,075,350
COLLEGE OF THE ARTS	1,308,730	1,142,871	1,335,233	1,731,673	1,136,720
USF SARASOTA/MANATEE	827,072	252,831	128,334	2,210,203	2,248,903
USF ST. PETERSBURG	3,546,273	3,431,614	3,472,378	3,457,748	6,354,610
OFFICE OF RESEARCH & INNOVATION	3,400,200	7,658,014	18,374,629	14,197,593	13,065,383
UNIVERSITY ADVANCEMENT & ADMIN SERVICES	16,018,012	13,210,606	12,074,172	8,295,818	5,344,051
TOTAL	\$391,800,356	\$411,061,232	\$413,631,188	\$428,257,788	\$440,577,680

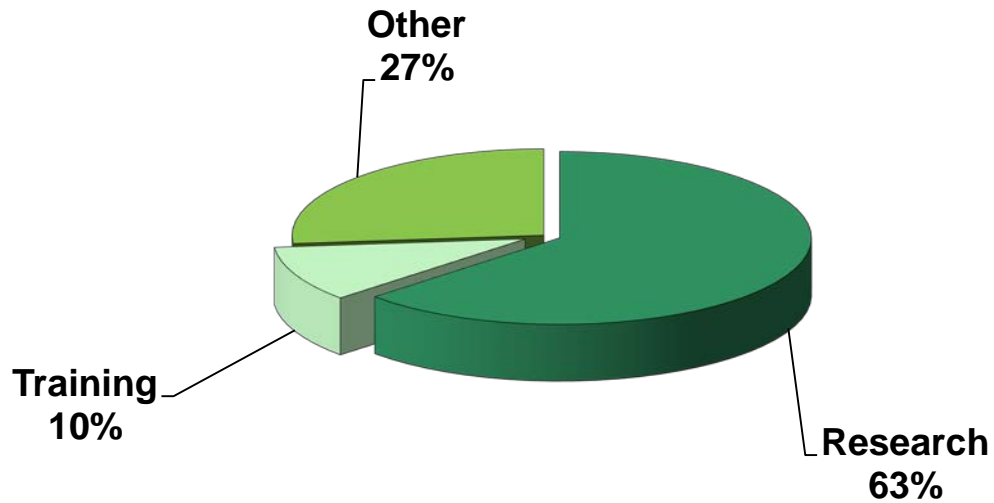
Recovery of Facilities & Administrative Costs (Indirect Costs)

Five Year Summary by College/Area

COLLEGE/AREA	FY2011	FY2012	FY2013	FY2014	FY2015
ACADEMIC AFFAIRS	\$152,847	\$196,754	\$197,996	\$90,866	\$66,225
COLLEGE OF ARTS AND SCIENCES	3,743,446	3,707,326	3,808,577	3,544,762	2,973,337
COLLEGE OF BEHAVIORAL AND COMMUNITY SCIENCES	2,569,213	2,543,497	2,788,694	2,875,671	2,771,547
MUMA COLLEGE OF BUSINESS	205,920	175,197	220,932	286,462	243,239
COLLEGE OF EDUCATION	1,101,747	839,728	817,231	904,228	1,173,058
COLLEGE OF ENGINEERING	3,926,163	4,397,127	5,024,810	5,532,043	4,298,015
PATEL COLLEGE OF GLOBAL SUSTAINABILITY	0	0	0	6,026	73,620
COLLEGE OF MARINE SCIENCE	2,630,909	1,882,931	2,506,452	2,098,385	2,315,253
MORSANI COLLEGE OF MEDICINE	14,522,754	14,546,365	15,564,450	17,359,461	16,494,320
COLLEGE OF NURSING	819,976	882,519	762,991	416,899	458,849
COLLEGE OF PHARMACY	0	35,010	143,722	170,694	125,386
COLLEGE OF PUBLIC HEALTH	2,839,834	2,915,530	3,167,584	3,020,526	2,623,228
COLLEGE OF THE ARTS	161,516	100,416	194,099	129,953	34,256
OFFICE OF RESEARCH & INNOVATION	19,048	8,976	1,044	189,834	242,766
UNDERGRADUATE STUDIES		55,218	57,544	56,929	54,986
UNIVERSITY ADVANCEMENT & ADMIN SERVICES	29,999	25,500	25,557	3,100	10,835
USF SARASOTA/MANATEE	18,265	7,498	17,269	0	7,681
USF ST. PETERSBURG	108,853	188,458	274,350	229,628	209,419
TOTAL INDIRECT COST	\$32,850,490	\$32,508,050	\$35,573,304	\$36,915,467	\$34,176,020

Funding by Project Type

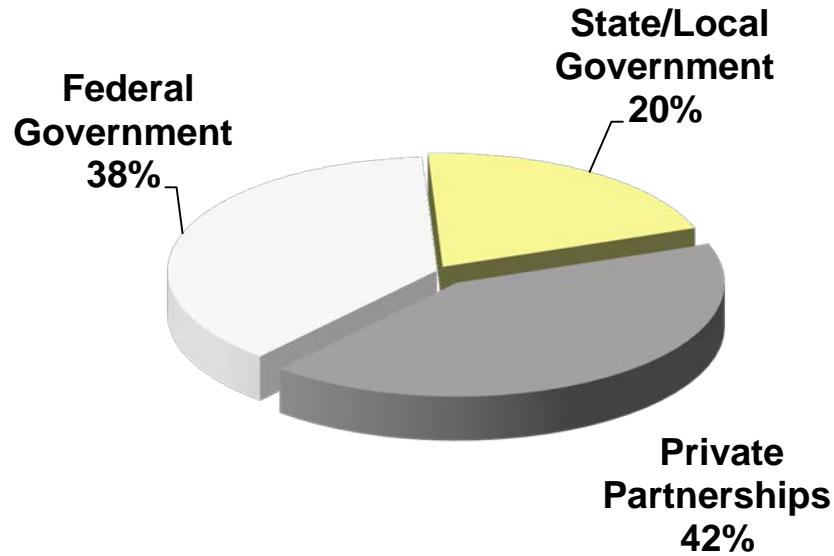
USF and Affiliates – FY2015



Research	Training	Other	Total
\$278.0M	\$45.7M	\$116.9M	\$440.6M

Research Funding by Funding Type

USF and Affiliates – FY2015



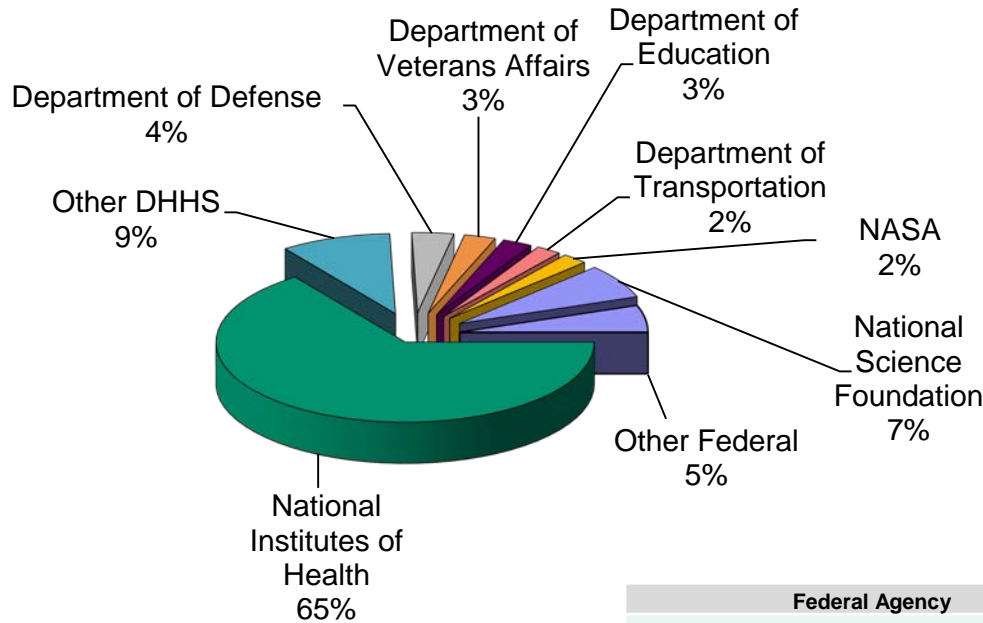
State/Local Government	Private Partnerships	Federal Government	Total
\$89.5M	\$184.8M	\$166.3M	\$440.6M

Federal Agency Funding 5-year Comparison

Agency	FY2011	FY2012	FY2013	FY2014	FY2015
National Institutes of Health	\$ 104,856,483	\$ 99,848,722	\$ 91,701,966	\$ 86,961,801	\$ 108,245,742
Department of Defense	16,958,328	8,400,805	5,724,151	7,926,109	5,942,129
Department of Health and Human Services	16,114,830	17,959,432	12,337,389	14,513,653	15,664,625
National Science Foundation	15,355,198	9,982,908	10,601,817	13,297,702	11,469,341
Department of Education	5,633,408	5,670,930	4,464,285	2,631,973	4,223,735
Department of Transportation	3,107,475	4,955,213	5,864,685	2,628,139	3,571,133
Department of Labor	2,260,000	2,268,605	2,665,700	2,316,500	2,316,500
Other Federal Agencies	389,762	865,484	450,334	1,531,450	2,273,993
Department of the Interior	860,587	2,324,672	1,527,071	1,789,659	1,663,118
Department of Veterans Affairs	7,753,872	10,201,433	10,953,388	10,629,374	4,474,298
Department of Energy	2,186,618	2,399,476	1,897,986	2,008,431	2,518,122
National Aeronautics & Space Administration	1,271,939	1,089,976	1,501,963	1,394,643	3,685,196
Department of Commerce	2,747,979	525,519	1,017,586	502,374	260,047
Department of Justice	200,000	93,553	391,008	970,335	-
Department of Homeland Security	701,173	-	-	-	-
Totals	\$ 180,397,652	\$ 166,586,728	\$ 151,099,329	\$ 149,102,143	\$ 166,307,979

Primary Sources of Federal Funding

USF and Affiliates – FY2015



Federal Agency	FY2015
National Institutes of Health	\$ 108,245,742
Other DHHS (Non-NIH)	15,664,625
Department of Veterans Affairs	4,474,298
National Science Foundation	11,469,341
Department of Transportation	3,571,133
Department of Defense	5,942,129
Department of Education	4,223,735
National Aeronautics & Space Administration	3,685,196
Other Federal Agencies	9,031,780
TOTAL FEDERAL	\$ 166,307,979

Five Year Federal Funding by College/Area

College/Area	FY2011	FY2012	FY2013	FY2014	FY2015
ACADEMIC AFFAIRS	\$ 1,737,891	\$ 790,435	\$ 2,122,435	\$ 869,943	\$ 1,599,110
COLLEGE OF ARTS AND SCIENCES	16,709,622	13,222,377	12,264,882	12,034,108	10,129,268
COLLEGE OF BEHAVIORAL AND COMMUNITY SCIENCES	9,160,178	12,373,236	9,339,612	12,575,472	7,091,362
MUMA COLLEGE OF BUSINESS	141,704	449,028	323,735	1,124,458	329,806
COLLEGE OF EDUCATION	4,149,514	2,419,121	1,622,898	2,474,515	2,977,699
COLLEGE OF ENGINEERING	11,067,299	11,722,324	12,521,673	10,109,404	12,689,662
COLLEGE OF MARINE SCIENCE	6,102,977	4,520,359	3,657,916	5,338,125	5,749,631
MORSANI COLLEGE OF MEDICINE	107,748,853	101,990,707	91,538,566	81,029,043	101,876,944
COLLEGE OF NURSING	5,949,060	4,701,302	3,586,986	2,974,532	2,112,525
COLLEGE OF PHARMACY	-	-	422,813	406,564	416,509
COLLEGE OF PUBLIC HEALTH	14,897,703	12,493,385	12,327,525	15,306,893	16,035,110
COLLEGE OF THE ARTS	30,000	-	75,000	49,986	70,000
USF SARASOTA/MANATEE	247,500	-	-	-	-
USF ST. PETERSBURG	935,576	1,240,829	659,026	271,533	621,200
OFFICE OF RESEARCH & INNOVATION	1,130,000	630,000	636,262	4,537,567	4,609,153
UNIVERSITY ADVANCEMENT & ADMIN SERVICES	389,775	33,625	-	-	-
Totals	\$ 180,397,652	\$ 166,586,728	\$ 151,099,329	\$ 149,102,143	\$ 166,307,979

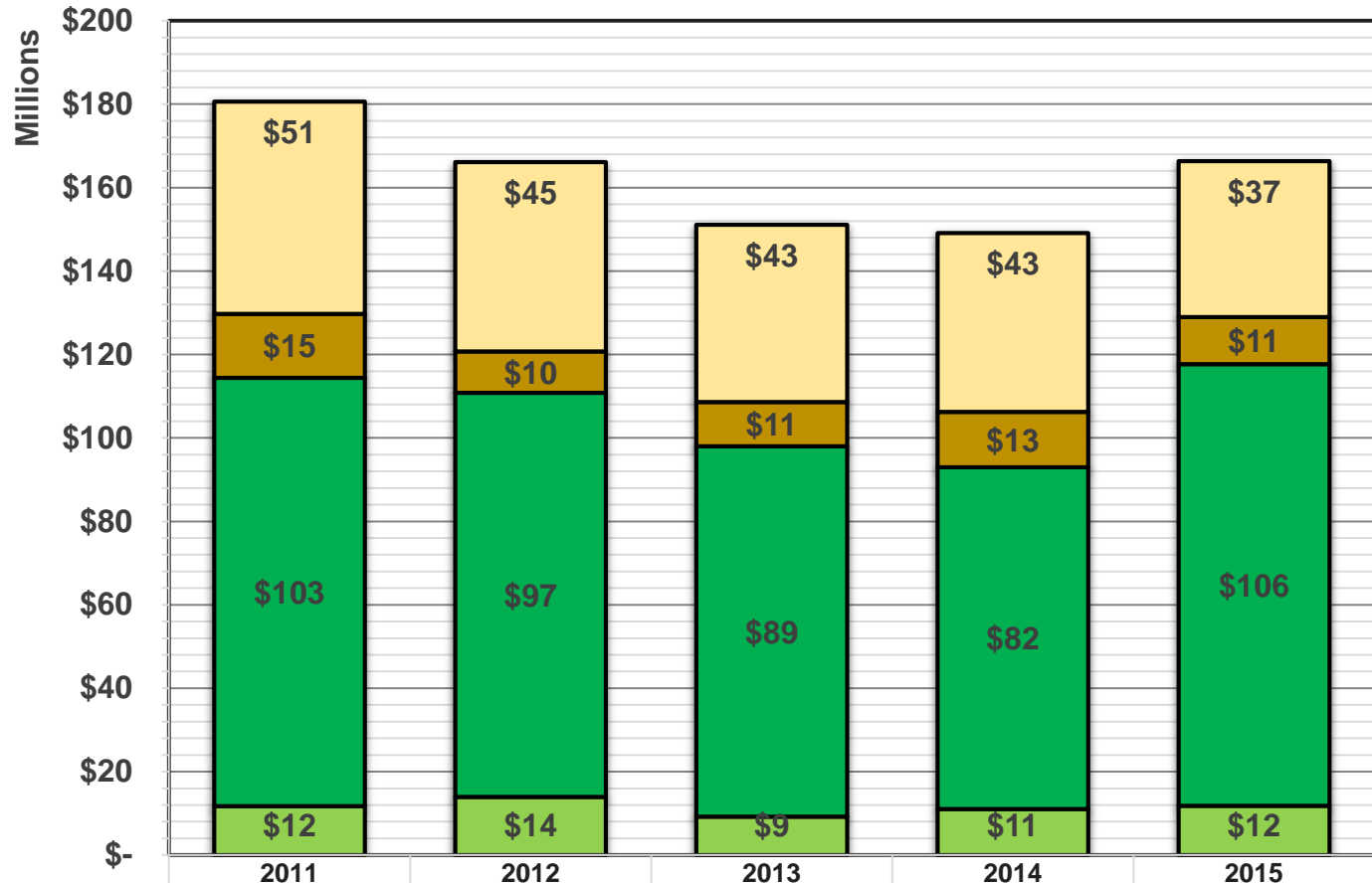
NIH Funding by College/Area

COLLEGE_AREA	FY2011	FY2012	FY2013	FY2014	FY2015
College of Education			56,063	18,687	72,508
College of Engineering	1,703,472	1,911,604	993,753	1,208,001	1,058,339
College of Nursing	1,920,891	2,205,049	1,681,507	1,217,075	1,448,513
College of Pharmacy			422,813	406,564	416,509
College of Public Health	3,291,063	2,043,127	3,051,243	3,057,099	3,355,735
Morsani College of Medicine	91,010,475	86,587,567	80,296,592	72,382,102	96,365,932
Office of Research & Innovation		500,000		734,281	743,872
Grand Total	104,867,483	99,848,722	91,701,966	86,961,801	108,245,742

NSF Funding by College/Area

COLLEGE_AREA	FY2011	FY2012	FY2013	FY2014	FY2015
College of Behavioral and Community Sciences		103,211			
College of Education	1,319,662		65,671	1,264,486	603,309
College of Engineering	4,260,068	2,720,172	4,254,772	3,851,047	5,035,004
College of Marine Science	3,684,814	1,294,359	880,223	2,644,515	1,457,940
College of Public Health	80,000	80,000	80,000		
College of The Arts					50,000
Morsani College of Medicine		408,741	200,000	200,000	365,606
Muma College of Business	115,379	64,339		15,684	329,806
Office of Research & Innovation					243,769
USF St. Petersburg	299,168	640,070	75,131	69,502	23,949
Grand Total	15,355,198	9,982,908	10,601,817	13,297,702	11,469,341

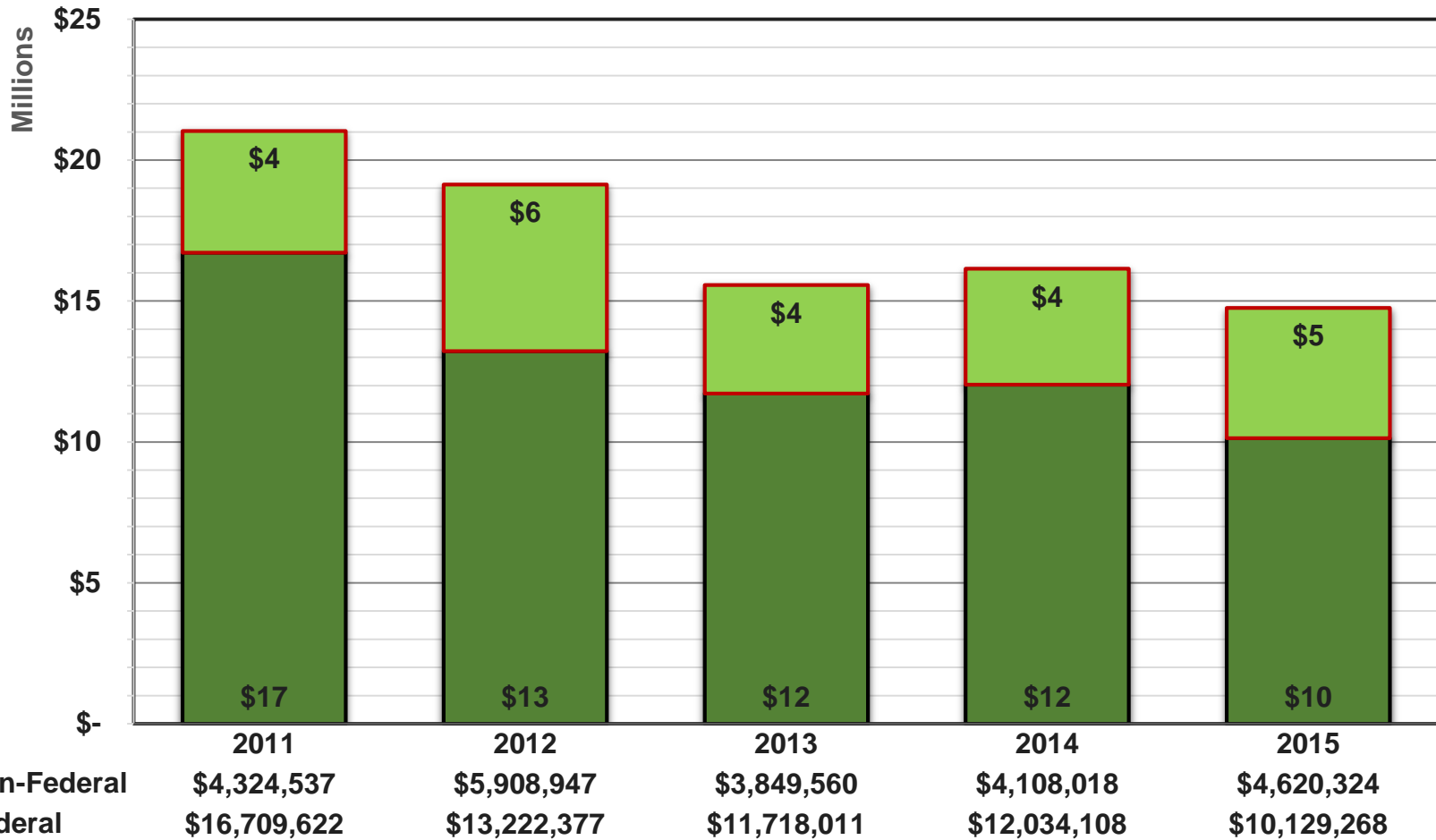
USF All Colleges/Campuses Federal Funding by Fiscal Year



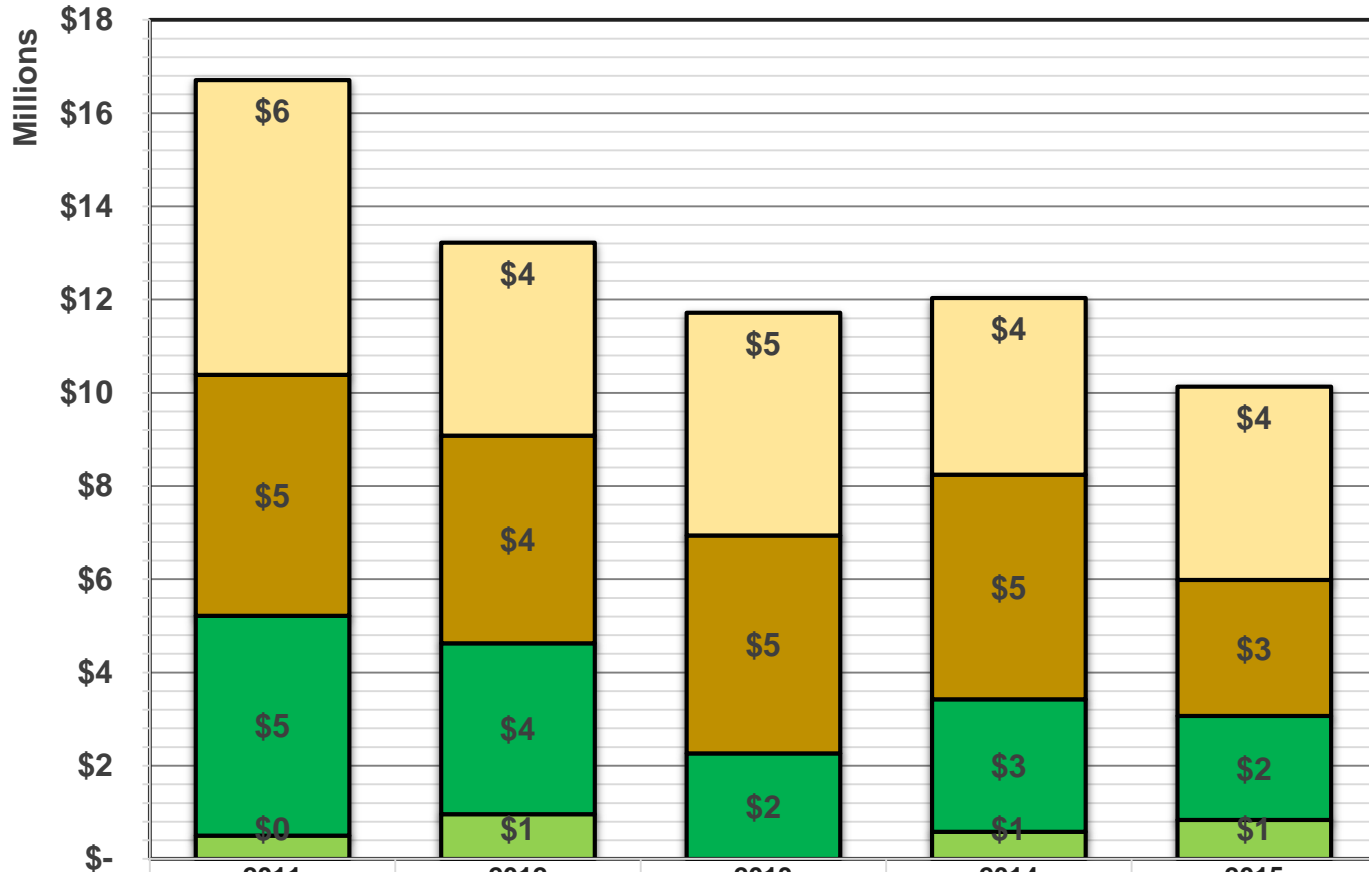
	2011	2012	2013	2014	2015
Other Federal Agencies	\$50,889,038	\$45,400,373	\$42,543,802	\$42,865,048	\$37,328,190
National Science Foundation	\$15,355,198	\$9,879,697	\$10,601,817	\$13,297,702	\$11,330,012
National Institutes of Health	\$102,627,933	\$96,914,252	\$88,768,352	\$81,867,682	\$105,830,708
DHHS (Non-NIH)	\$11,755,823	\$13,917,580	\$9,210,358	\$11,071,711	\$11,819,069

College of Arts & Sciences

Research Funding by Fiscal Year



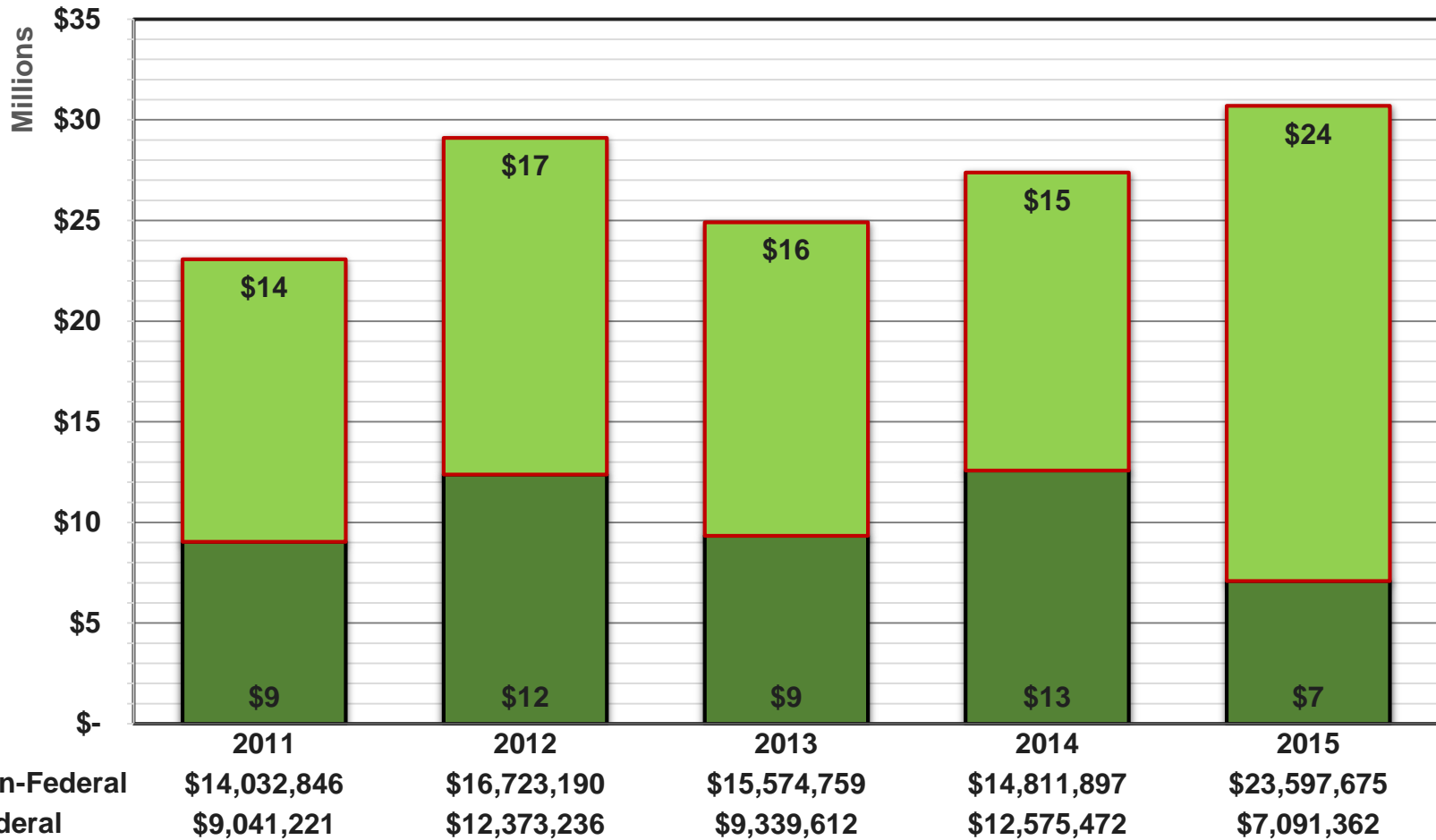
College of Arts & Sciences Federal Funding by Fiscal Year



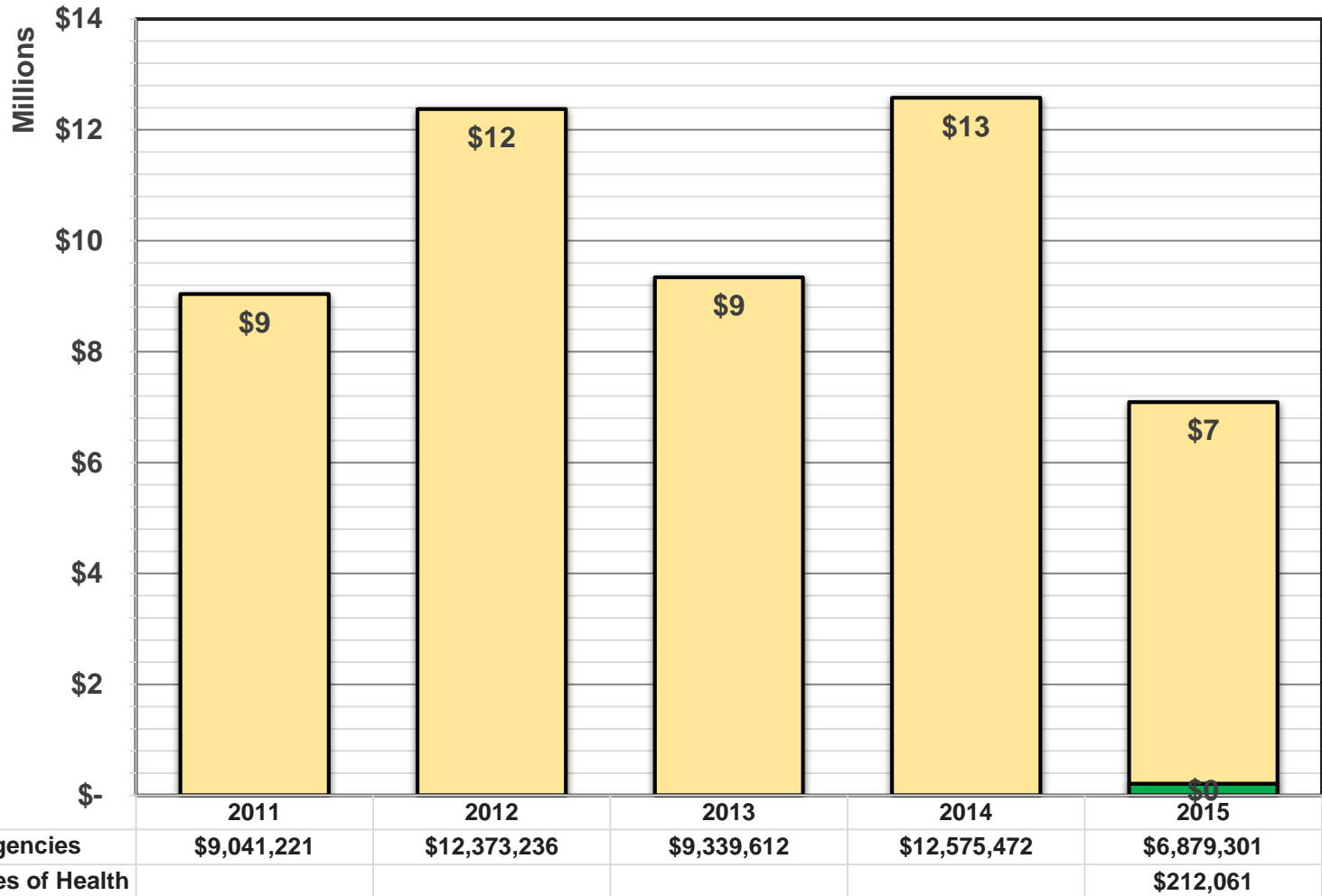
	2011	2012	2013	2014	2015
Other Federal Agencies	\$6,325,403	\$4,142,733	\$4,777,124	\$3,790,073	\$4,141,563
National Science Foundation	\$5,171,397	\$4,452,739	\$4,674,506	\$4,818,162	\$2,919,958
National Institutes of Health	\$4,713,032	\$3,666,905	\$2,266,381	\$2,843,873	\$2,229,747
DHHS (Non-NIH)	\$499,790	\$960,000		\$582,000	\$838,000

College of Behavioral and Community Sciences

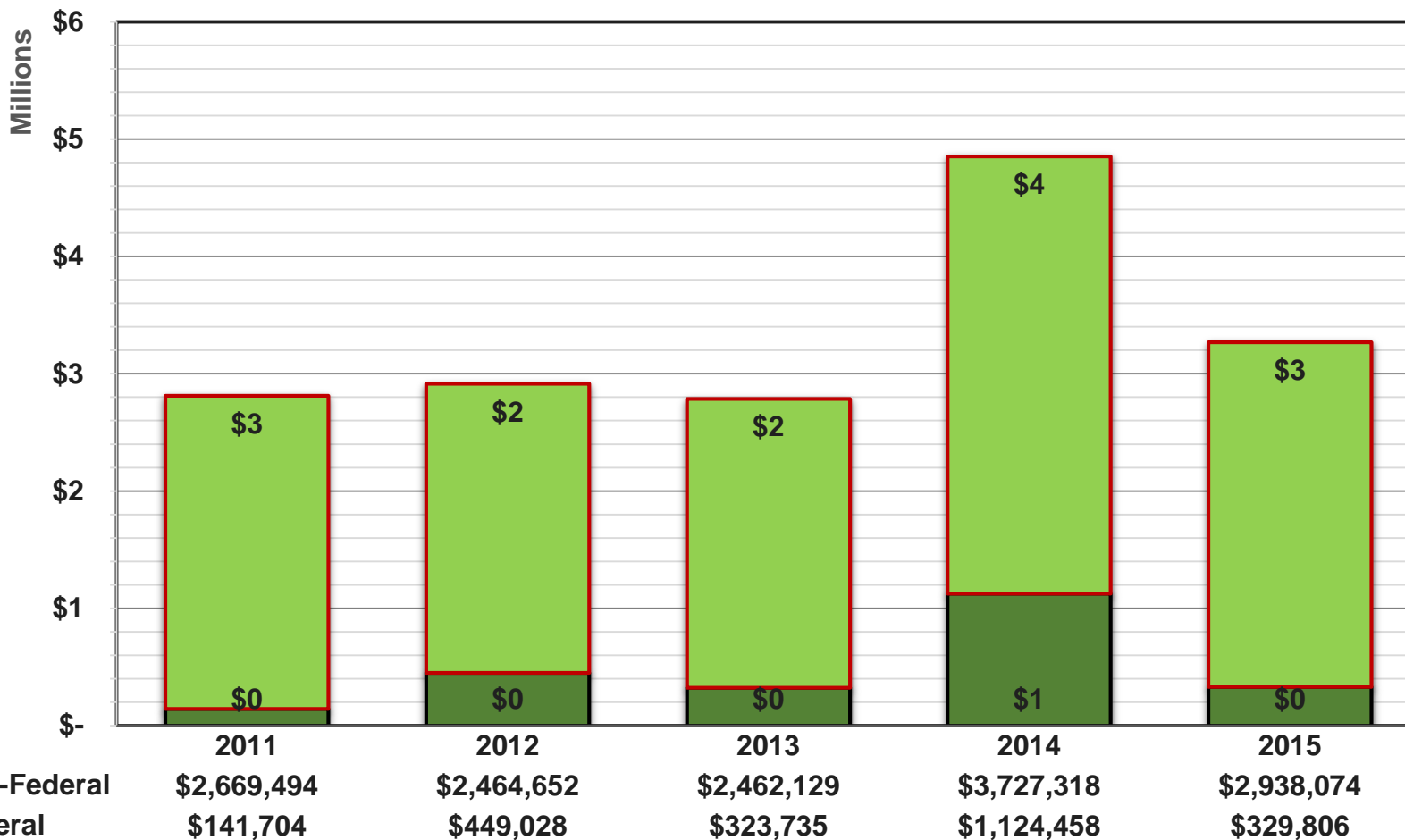
Research Funding by Fiscal Year



College of Behavioral and Community Sciences Federal Funding by Fiscal Year

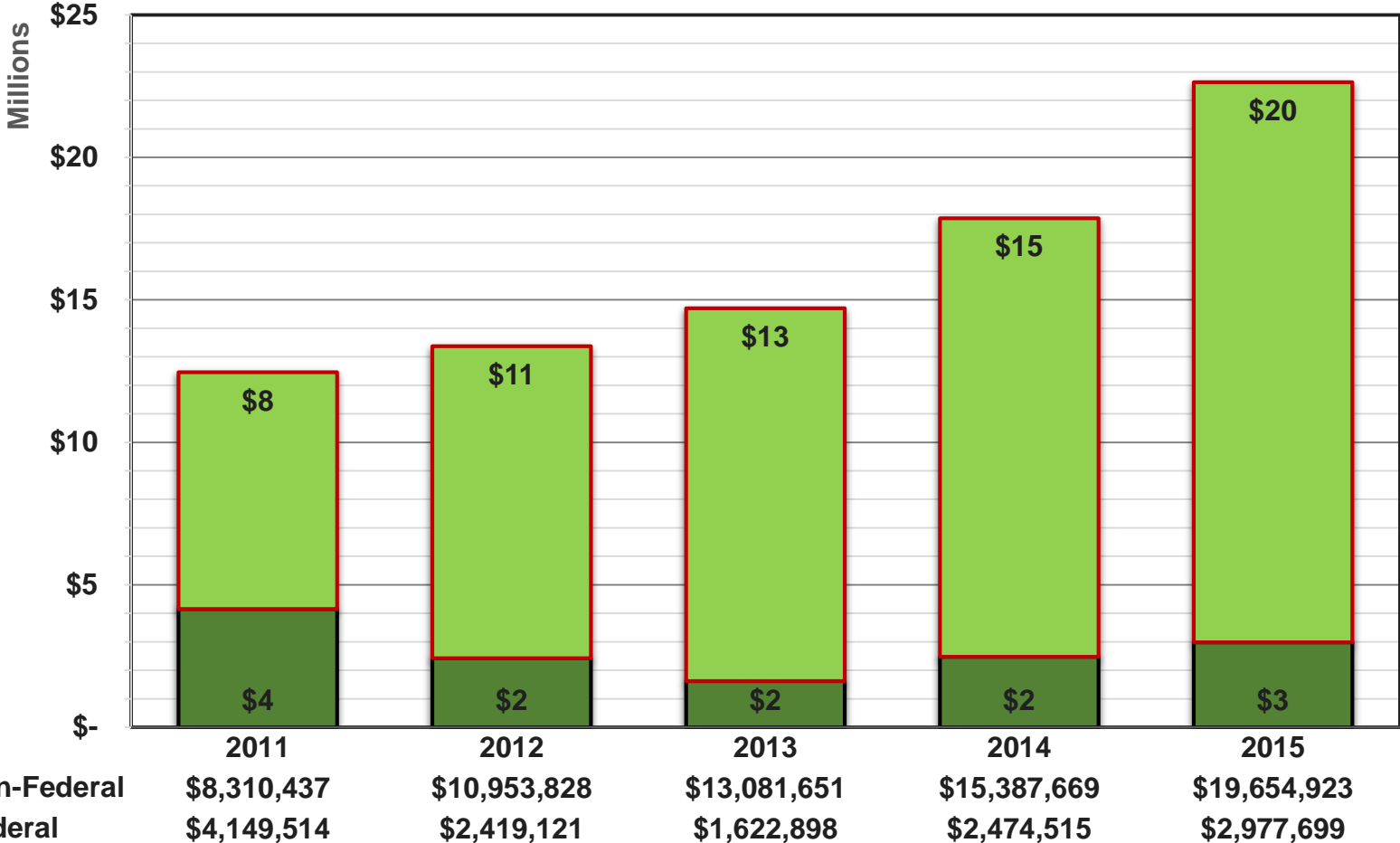


Muma College of Business Research Funding by Fiscal Year

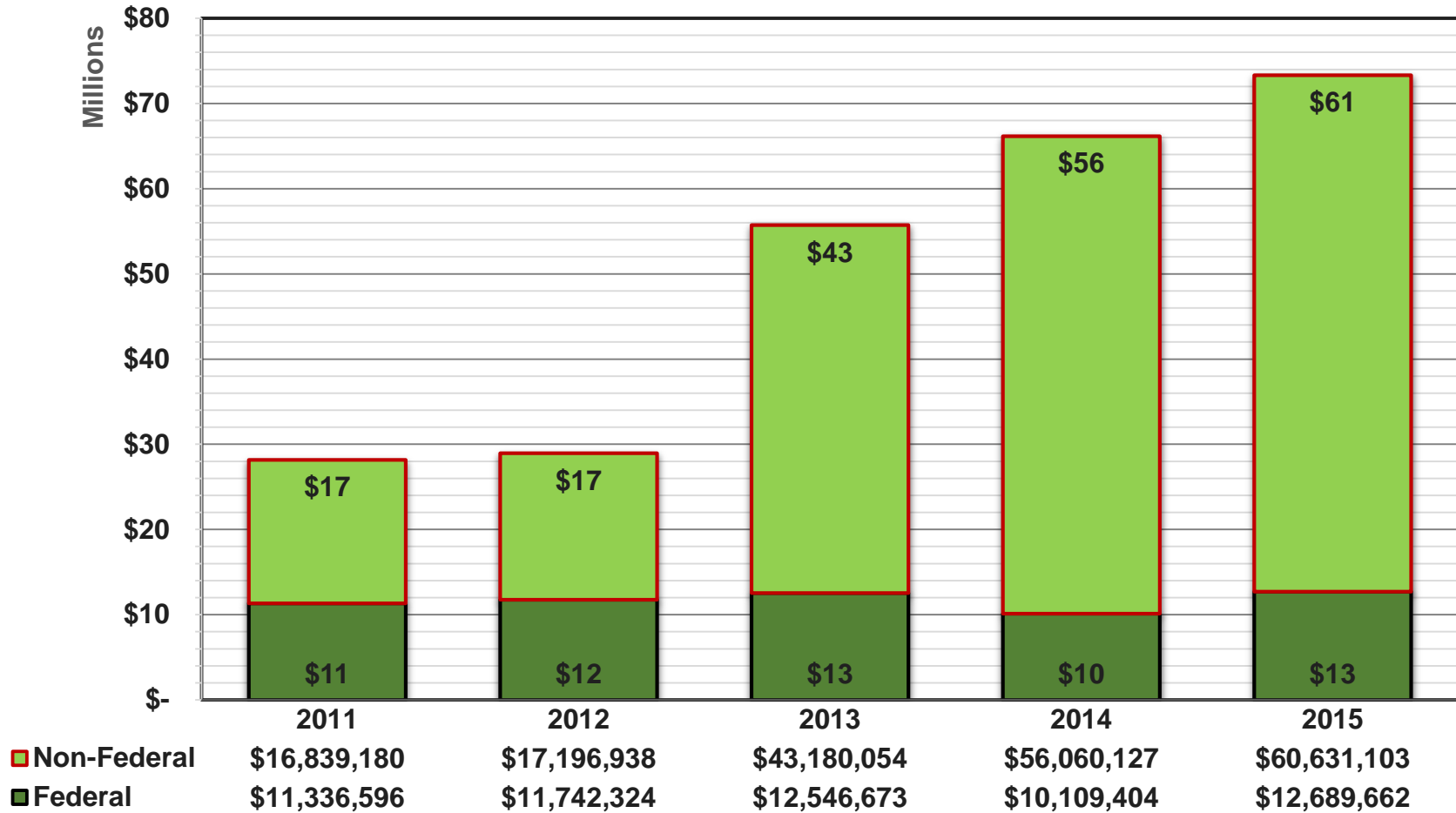


College of Education

Research Funding by Fiscal Year

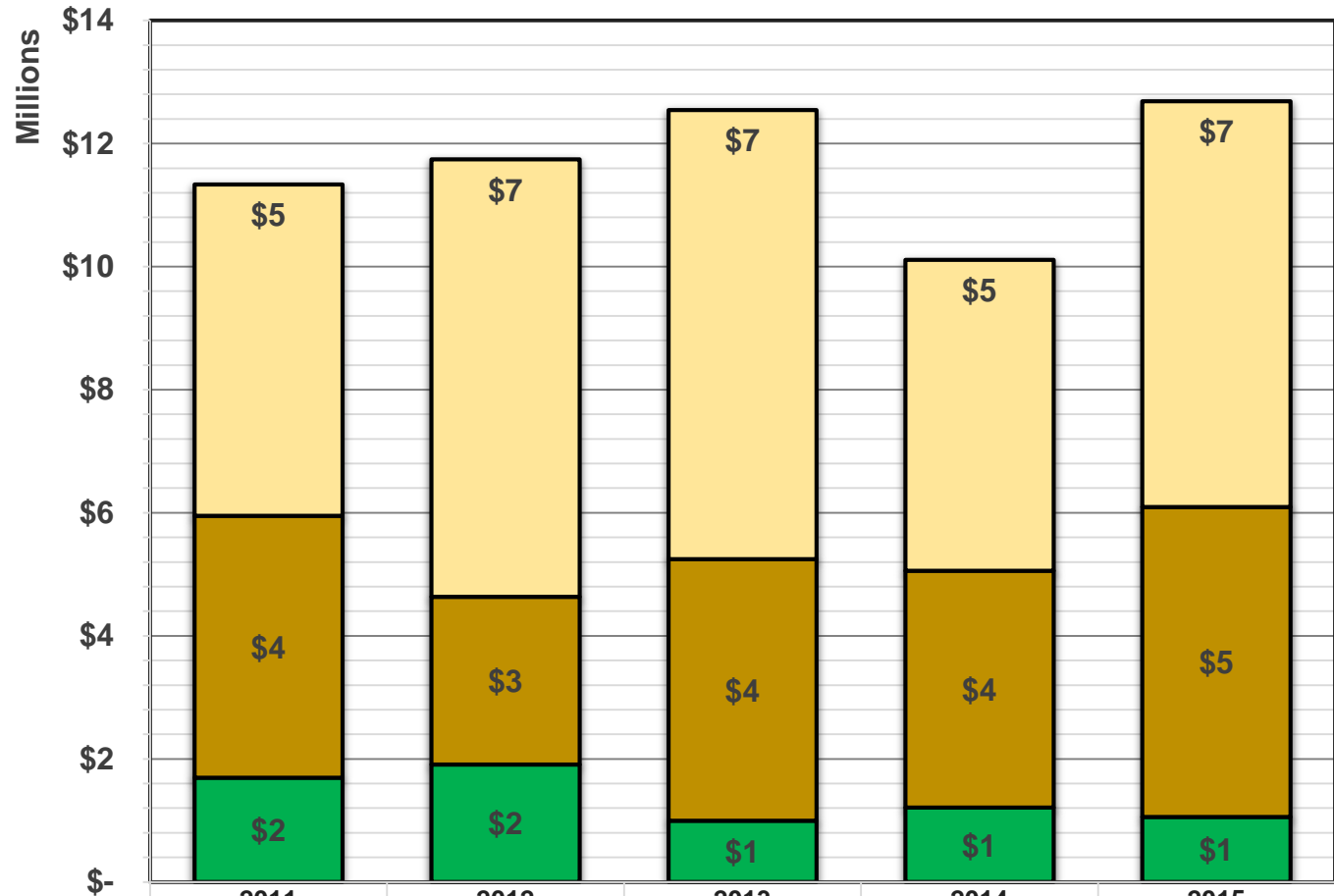


College of Engineering Research Funding by Fiscal Year



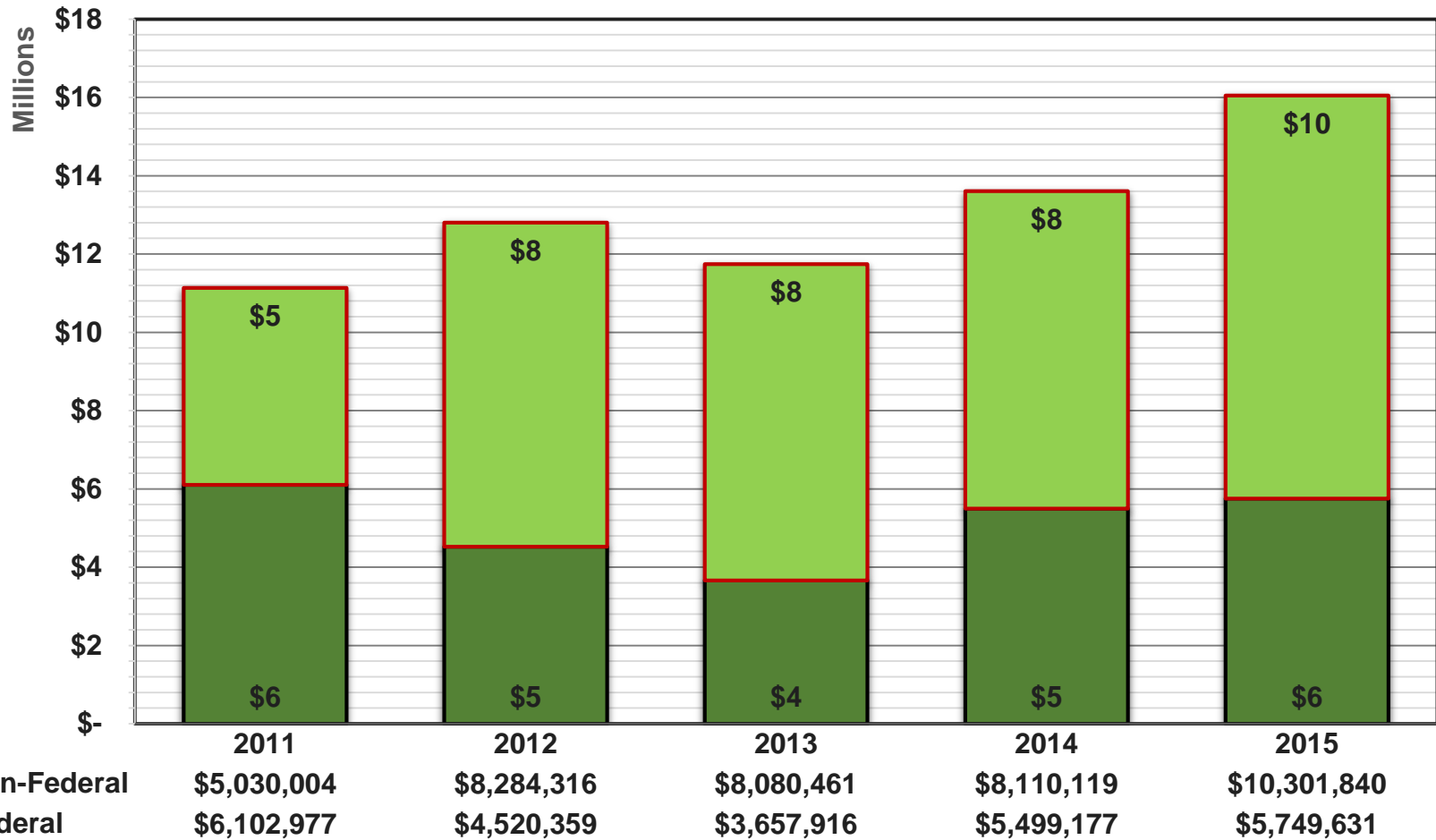
College of Engineering

Federal Funding by Fiscal Year



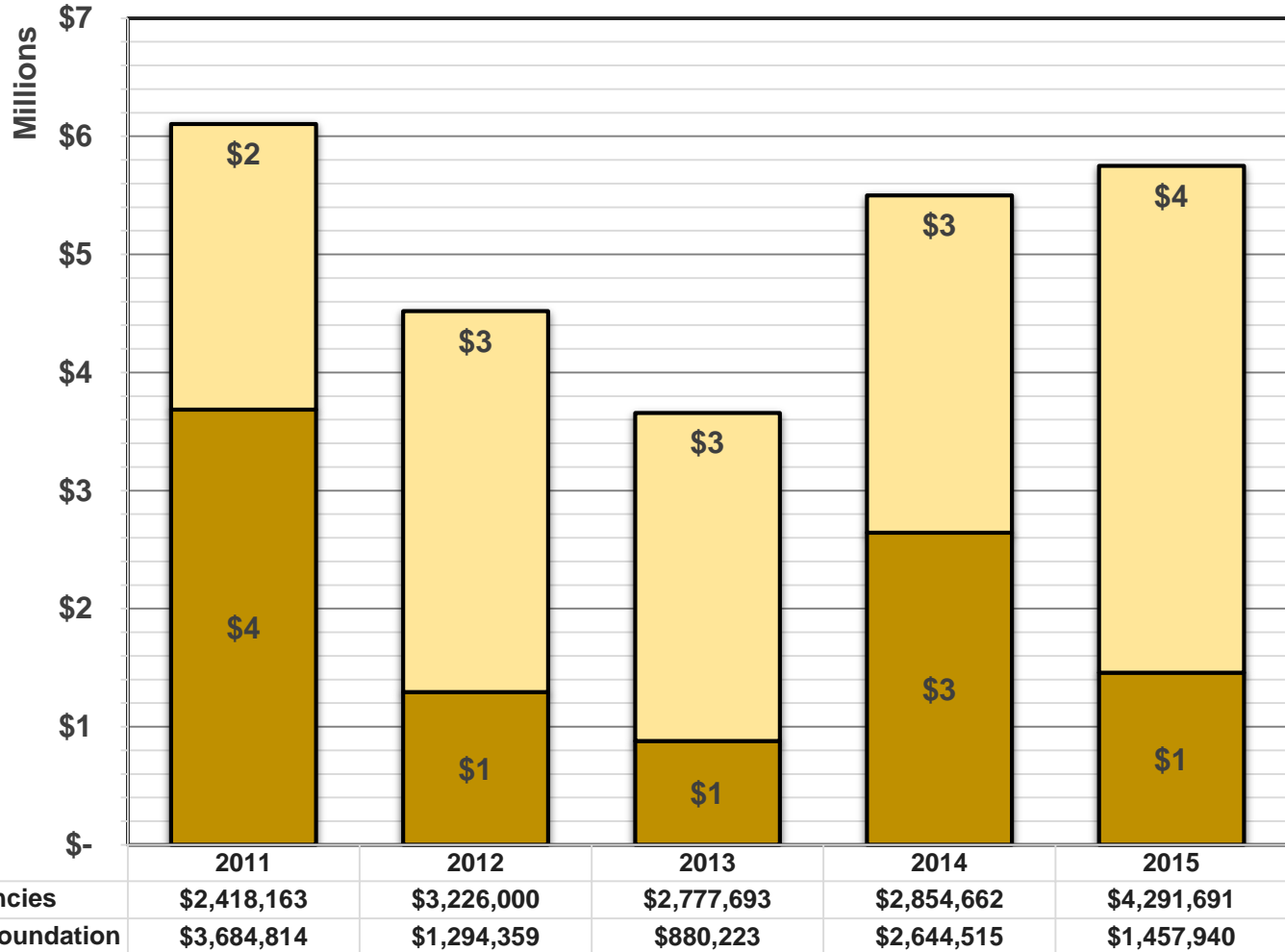
	2011	2012	2013	2014	2015
Other Federal Agencies	\$5,384,056	\$7,110,548	\$7,298,148	\$5,050,356	\$6,596,319
National Science Foundation	\$4,260,068	\$2,720,172	\$4,254,772	\$3,851,047	\$5,035,004
National Institutes of Health	\$1,692,472	\$1,911,604	\$993,753	\$1,208,001	\$1,058,339

College of Marine Science Research Funding by Fiscal Year



College of Marine Science

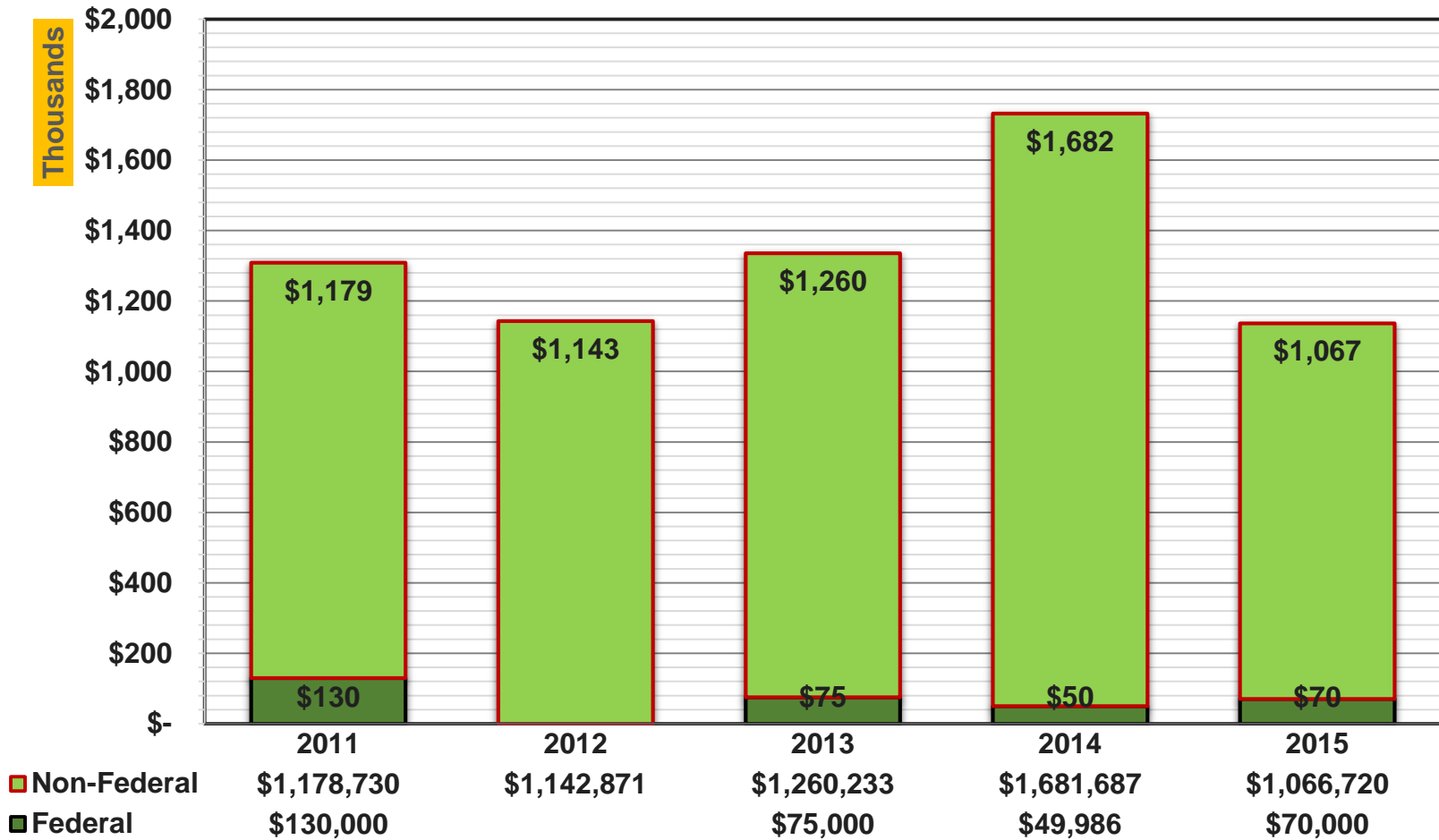
Federal Funding by Fiscal Year



Other Federal Agencies	\$2,418,163	\$3,226,000	\$2,777,693	\$2,854,662	\$4,291,691
National Science Foundation	\$3,684,814	\$1,294,359	\$880,223	\$2,644,515	\$1,457,940

College of The Arts

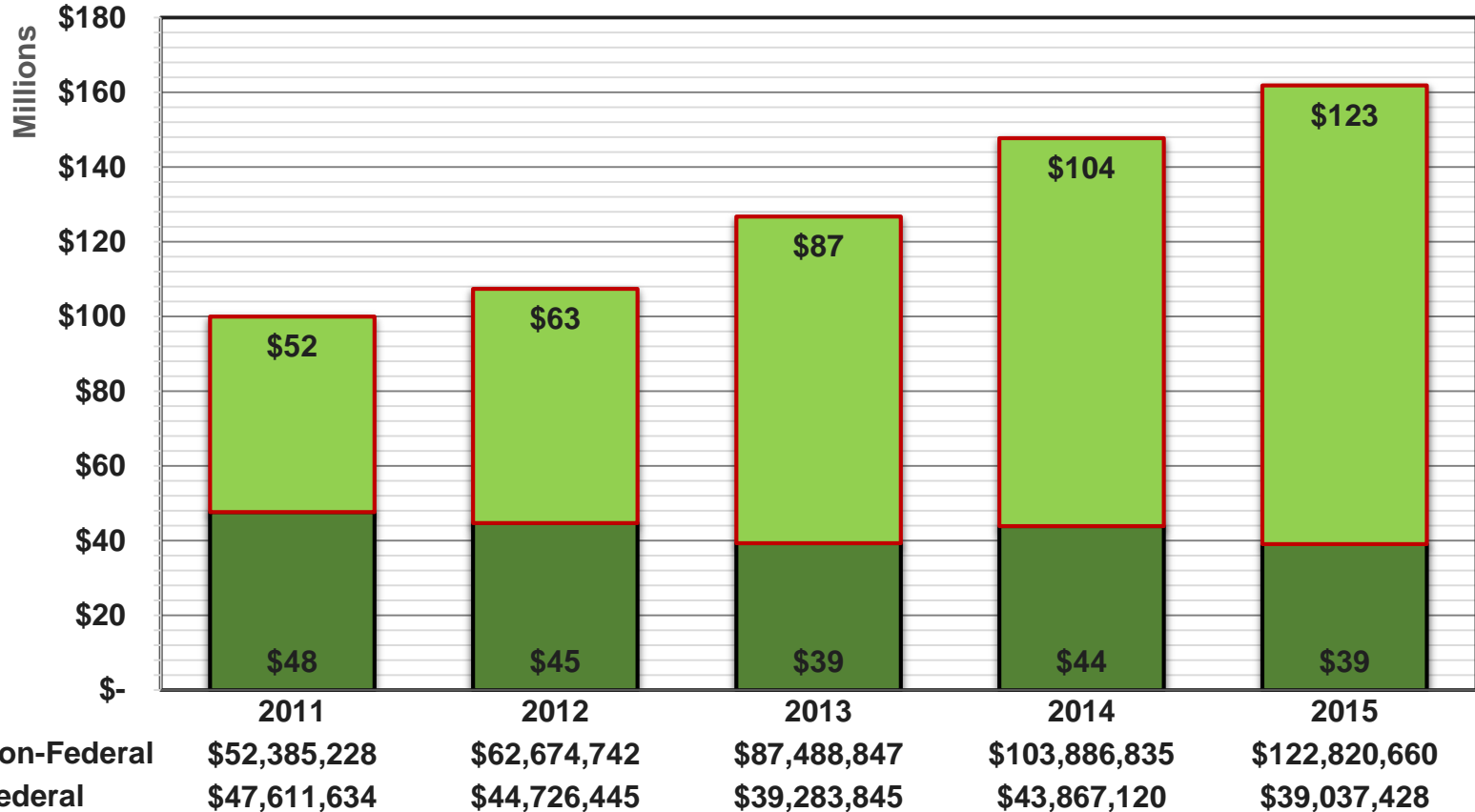
Research Funding by Fiscal Year



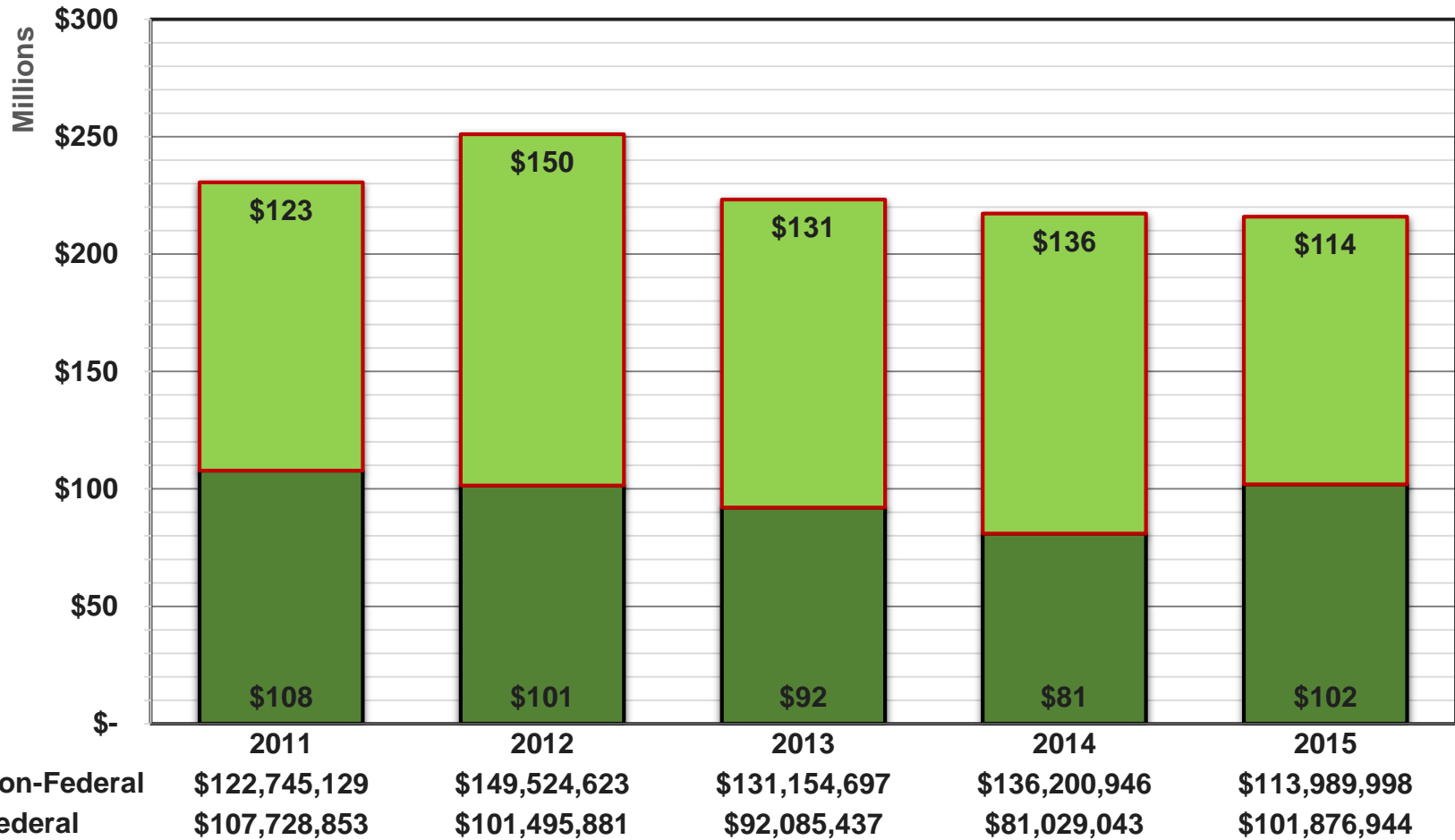
Academic Colleges (excluding USF HEALTH)

Research Funding by Fiscal Year

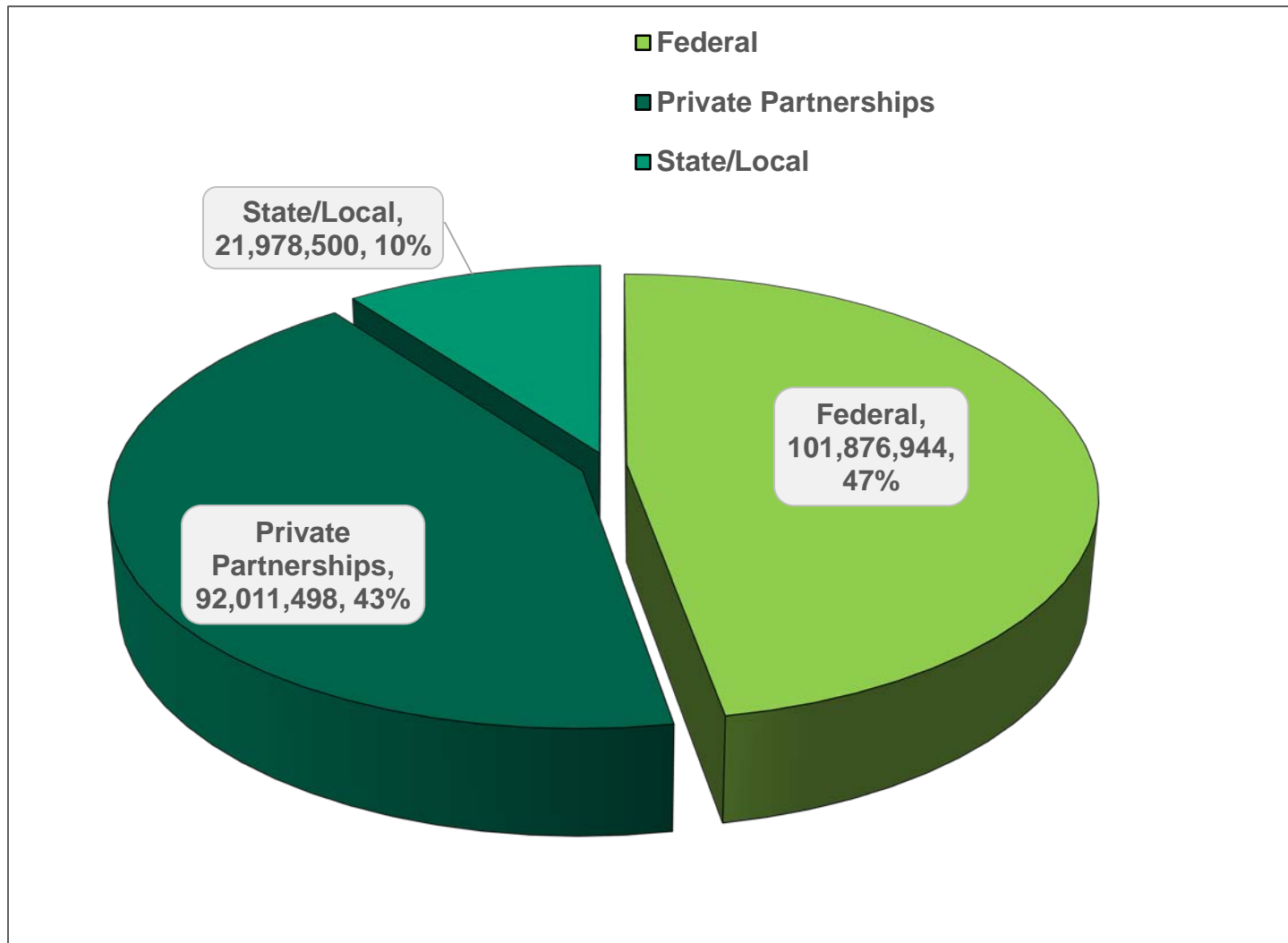
College of Arts & Sciences
 College of Behavioral and Community Sciences
 Muma College of Business
 College of Education
 College of Engineering
 College of Marine Science
 Patel College of Global Sustainability
 College of The Arts



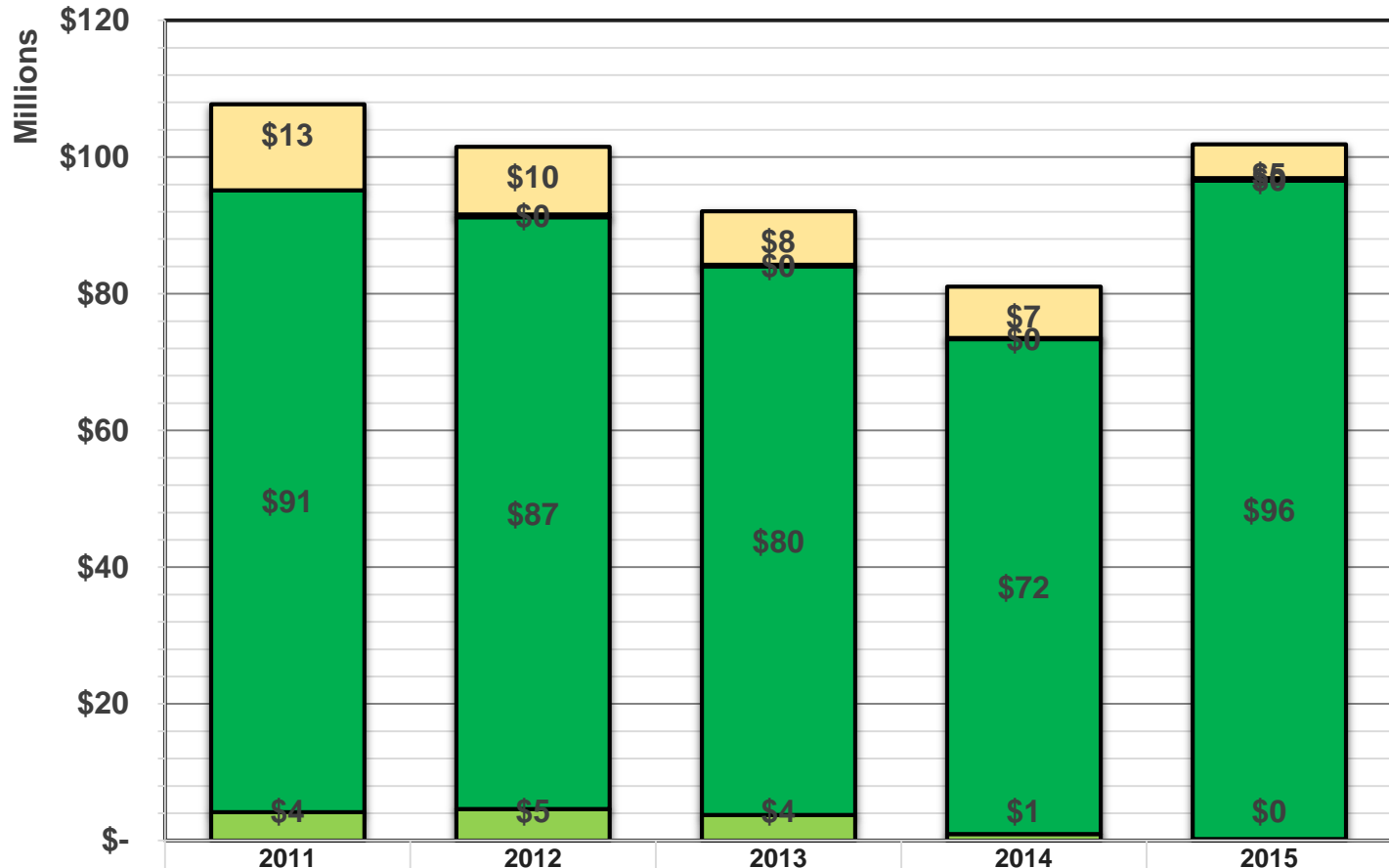
Morsani College of Medicine Research Funding by Fiscal Year



Morsani College of Medicine Research Funding By Type FY2015

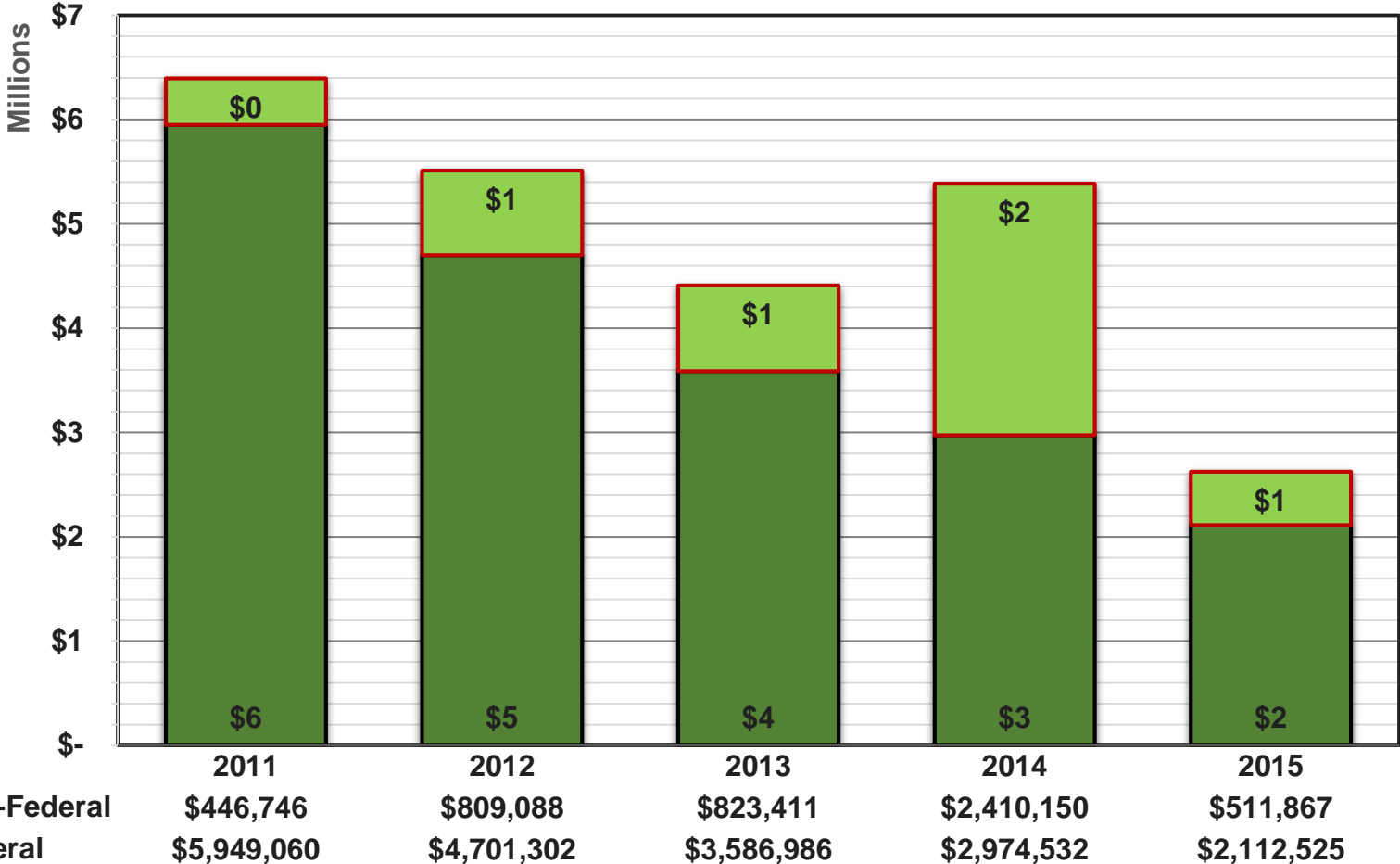


Morsani College of Medicine Federal Research Funding by Fiscal Year



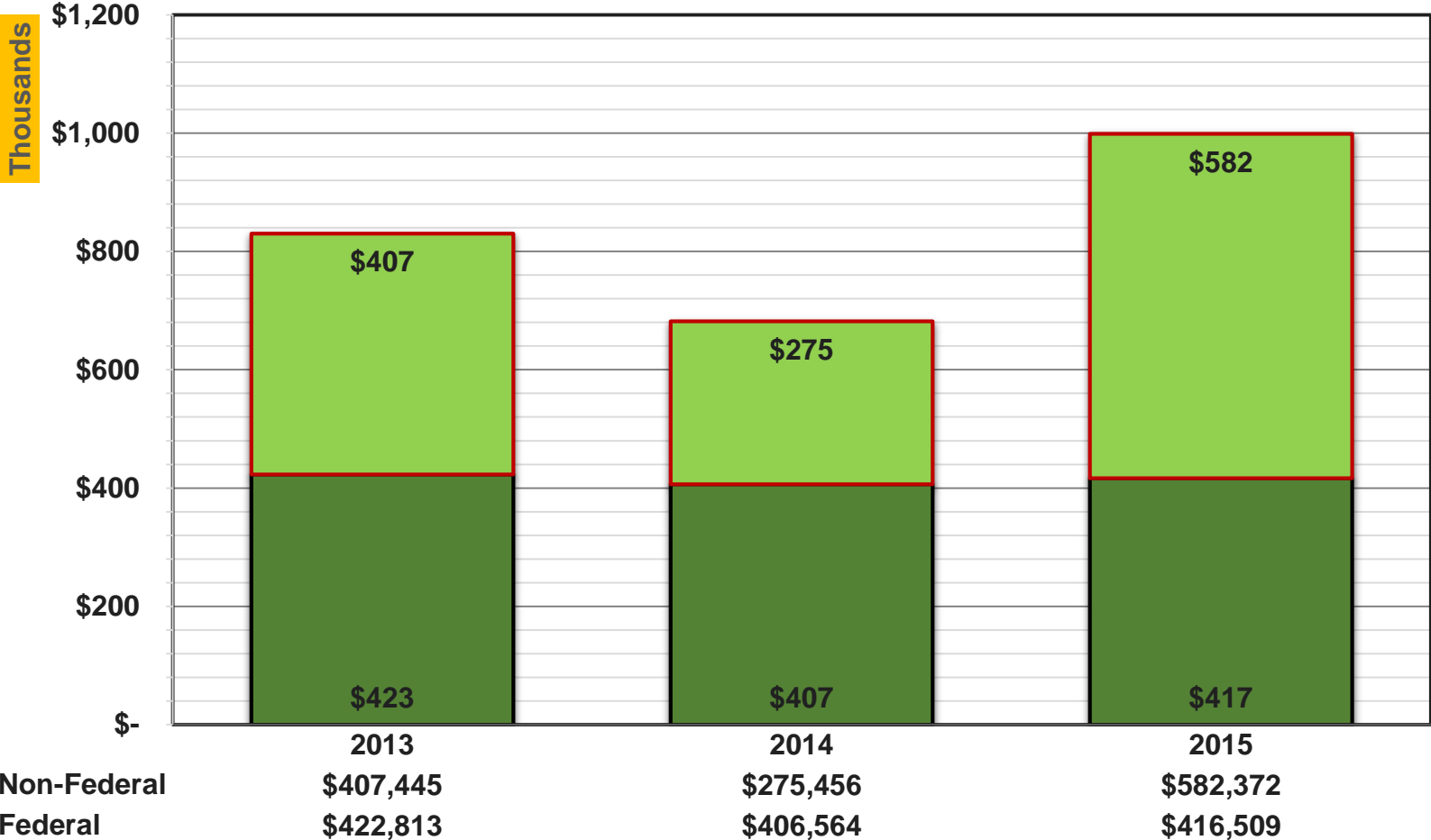
	2011	2012	2013	2014	2015
Other Federal Agencies	\$12,568,491	\$9,892,247	\$7,860,467	\$7,494,824	\$4,941,406
National Science Foundation		\$408,741	\$200,000	\$200,000	\$365,606
National Institutes of Health	\$91,010,475	\$86,587,567	\$80,296,592	\$72,382,102	\$96,365,932
DHHS (Non-NIH)	\$4,149,887	\$4,607,326	\$3,728,378	\$952,117	\$204,000

College of Nursing Research Funding by Fiscal Year

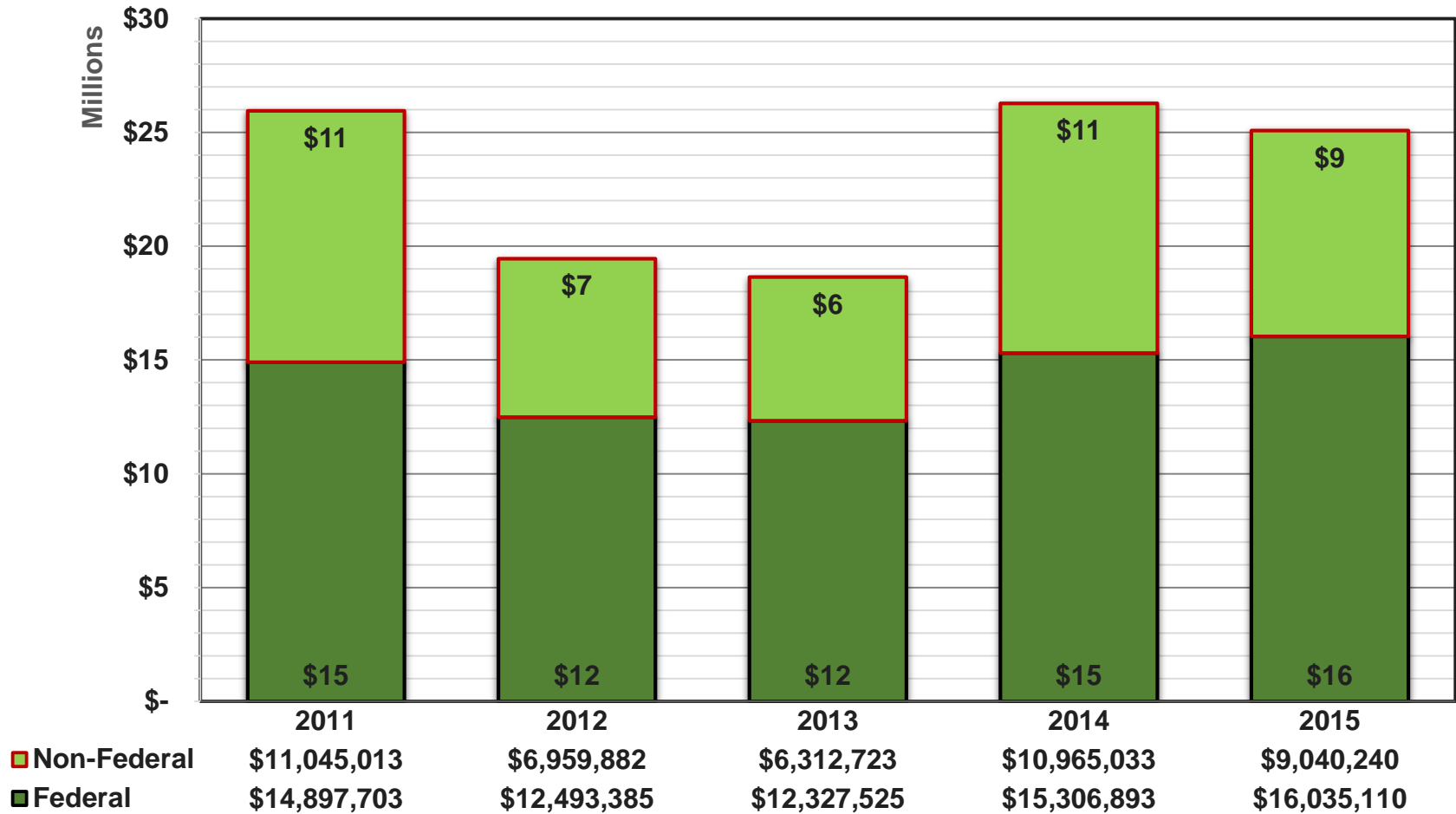


College of Pharmacy

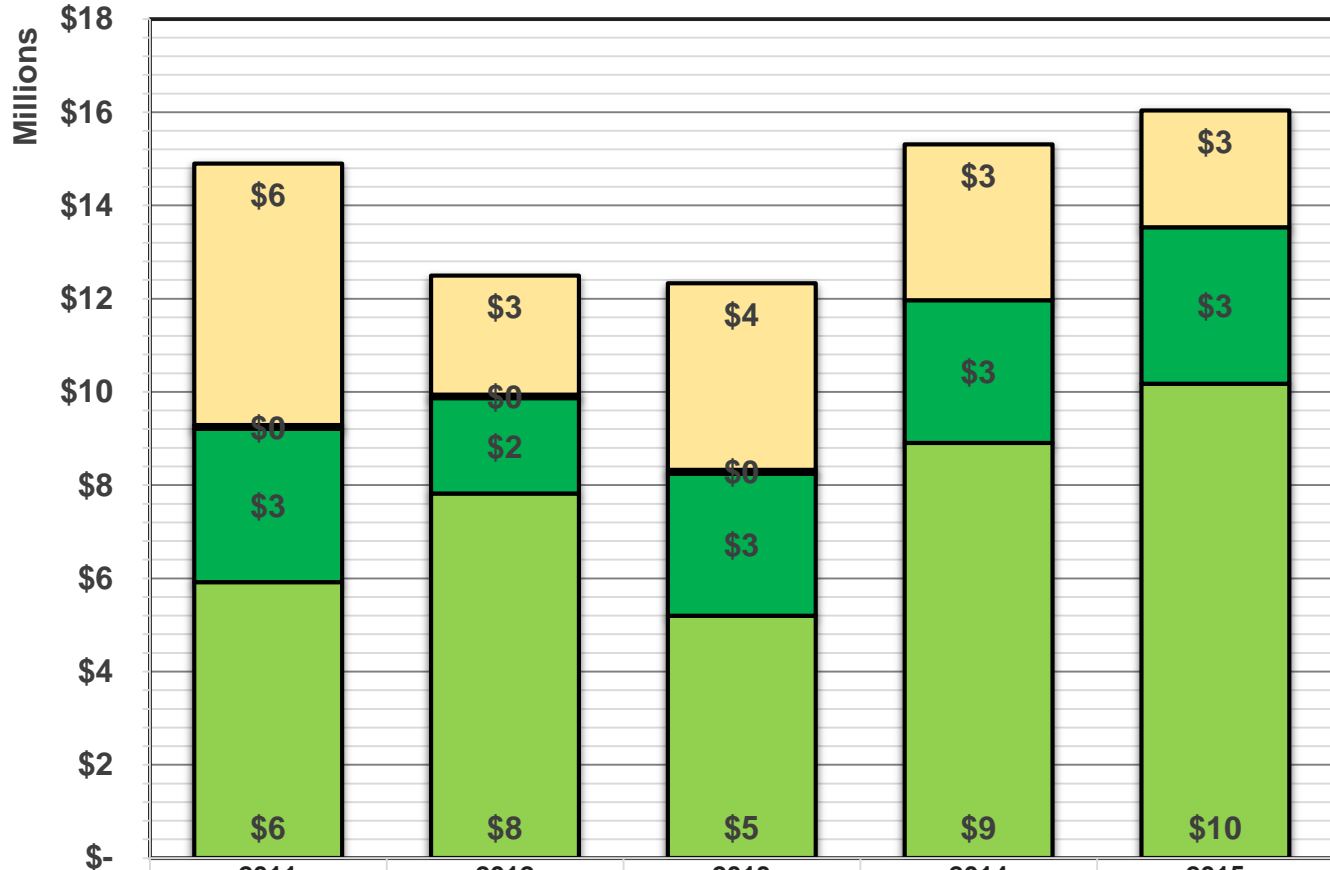
Research Funding by Fiscal Year



College of Public Health Research Funding by Fiscal Year



College of Public Health Federal Funding by Fiscal Year

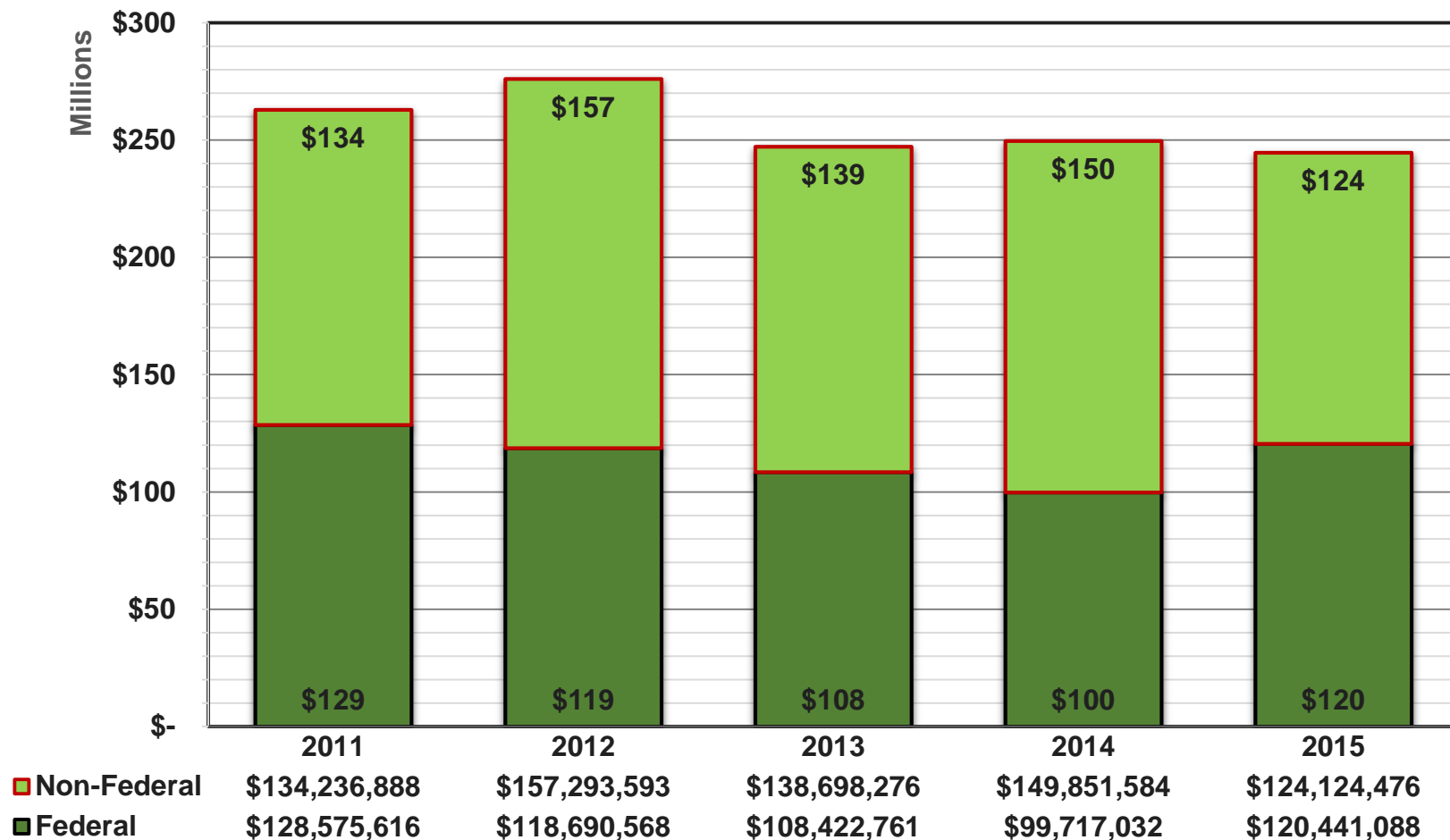


	2011	2012	2013	2014	2015
Other Federal Agencies	\$5,610,188	\$2,548,734	\$4,000,757	\$3,342,037	\$2,504,498
National Science Foundation	\$80,000	\$80,000	\$80,000		
National Institutes of Health	\$3,291,063	\$2,043,127	\$3,051,243	\$3,057,099	\$3,355,735
DHHS (Non-NIH)	\$5,916,452	\$7,821,524	\$5,195,525	\$8,907,757	\$10,174,877

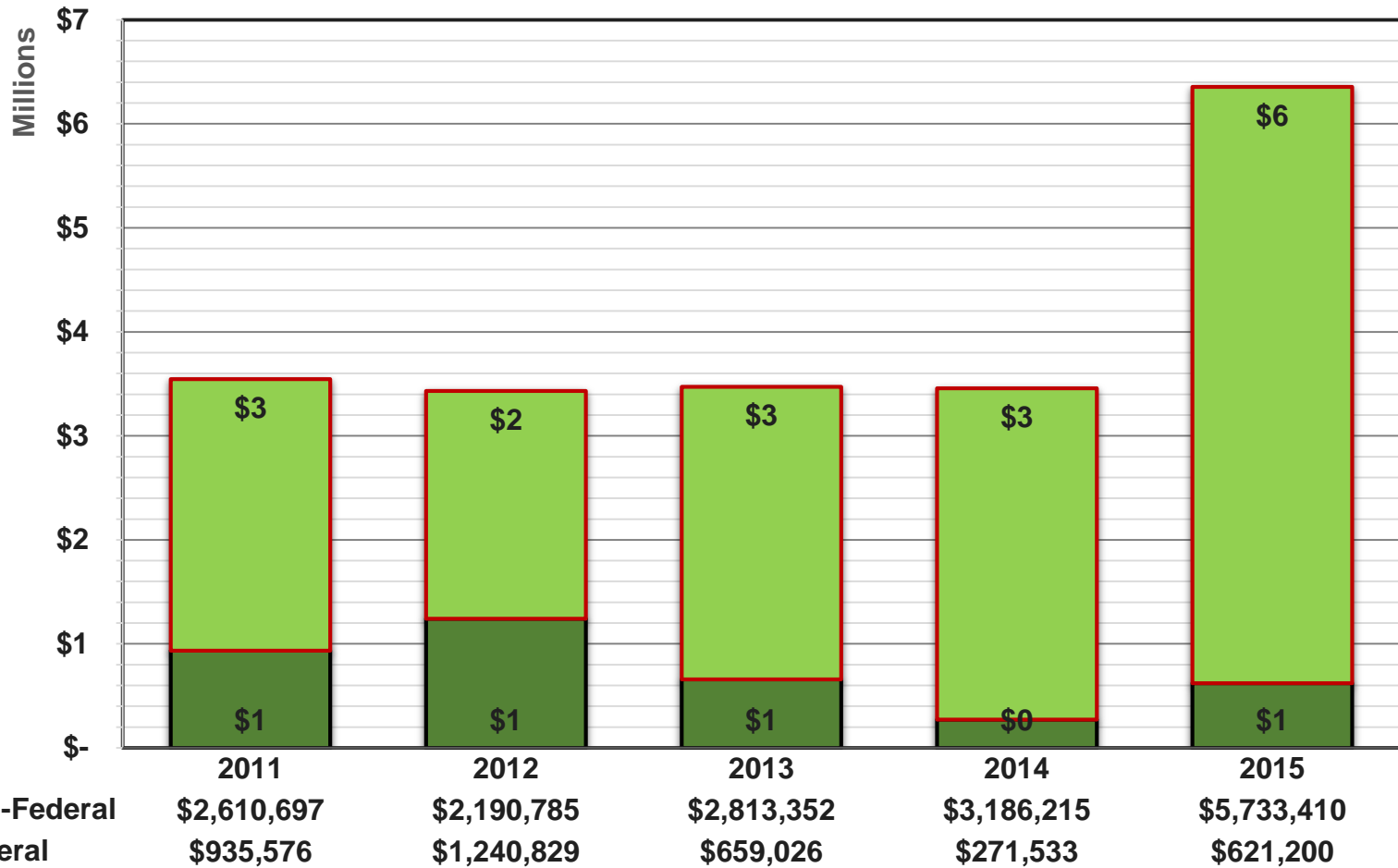
USF Health Summary

Research Funding by Fiscal Year

Morsani College of Medicine
 College of Nursing
 College of Pharmacy
 College of Public Health



USF St. Petersburg Research Funding by Fiscal Year



USF Sarasota/Manatee Research Funding by Fiscal Year

