

# Contract and Grant Data

## Fiscal Year 2016

**Paul R. Sanberg, Ph.D., D.Sc.**

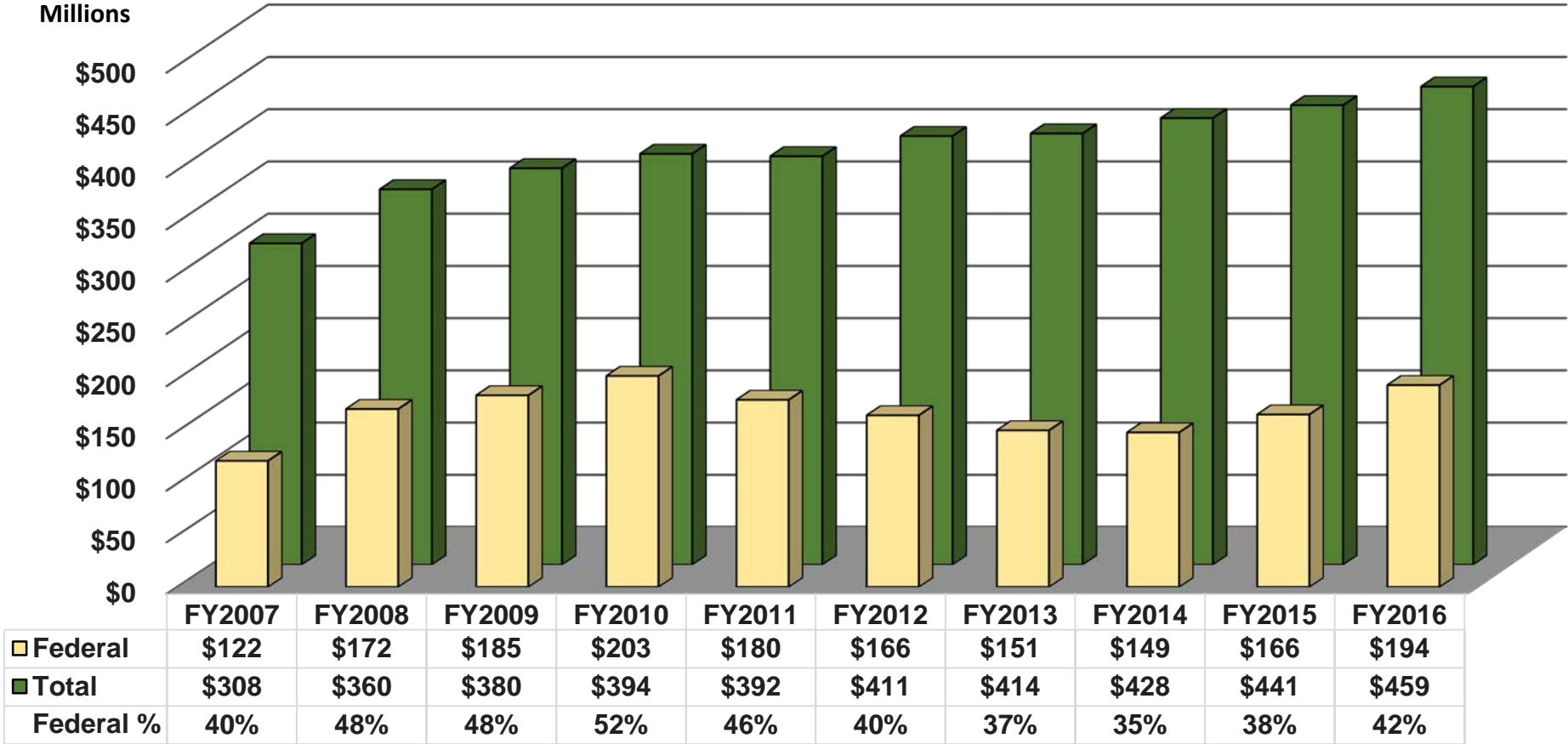
Vice President for Research & Innovation

President, USF Research Foundation

Distinguished University Professor

# USF Research & Innovation

## 10 Year Research Funding History



Source: Total research funding amounts include Project and Non-Project data from USF and all affiliates.

# College/Area 5-Year Comparison

## Research Funding

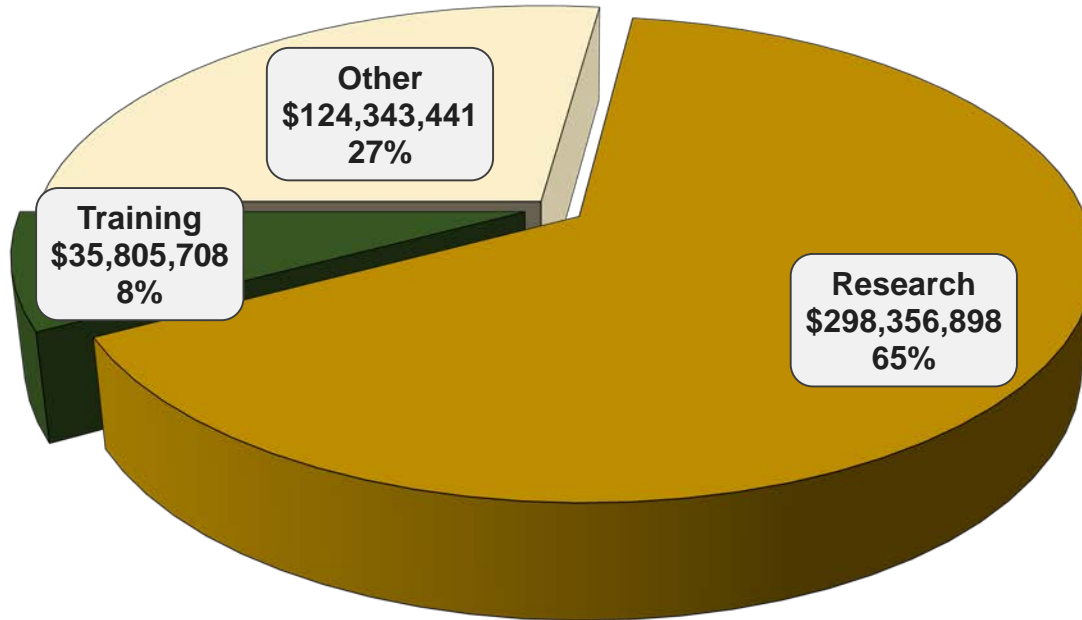
College/Area	FY2012	FY2013	FY2014	FY2015	FY2016
Academic Affairs	3,122,819	5,687,946	2,773,855	8,072,102	8,894,651
College of Arts and Sciences	19,131,324	15,567,571	16,142,126	14,749,592	21,416,386
College of Behavioral and Community Sciences	29,096,426	24,914,371	27,387,369	30,689,037	33,367,233
College of Education	13,372,949	14,704,549	17,862,184	22,632,622	14,975,723
College of Engineering	28,939,262	55,726,727	66,169,531	73,320,765	38,189,526
College of Marine Science	12,804,675	11,738,377	13,609,296	16,051,471	17,015,671
College of Nursing	5,510,390	4,410,397	5,384,682	2,624,392	4,603,491
College of Pharmacy		830,258	682,020	998,881	1,590,815
College of Public Health	19,453,267	18,640,248	26,271,925	25,075,350	23,030,377
College of The Arts	1,142,871	1,335,233	1,731,673	1,136,720	1,176,836
Morsani College of Medicine	251,020,504	223,240,134	217,229,989	215,866,942	271,692,851
Muma College of Business	2,913,680	2,785,864	4,851,776	3,267,880	3,600,455
Office of Research & Innovation	7,658,014	18,374,629	14,197,593	13,065,383	8,741,179
Patel College of Global Sustainability				10,000	50,115
University Advancement	13,210,606	12,074,172	8,295,819	4,413,031	5,664,239
USF Sarasota/Manatee	252,831	128,334	2,210,203	2,248,903	192,420
USF St. Petersburg	3,431,614	3,472,378	3,457,748	6,354,610	4,304,080
<b>Grand Total</b>	<b>411,061,232</b>	<b>413,631,188</b>	<b>428,257,788</b>	<b>440,577,680</b>	<b>458,506,047</b>

## Recovery of Facilities & Administrative Costs (Indirect Costs) Five Year Summary by College/Area

College/Area	FY2012	FY2013	FY2014	FY2015	FY2016
Academic Affairs	245,126	227,000	123,615	111,026	218,417
College of Arts and Sciences	3,755,543	3,880,409	3,649,159	2,973,337	3,620,529
College of Behavioral and Community Sciences	2,546,513	2,796,164	2,875,916	2,779,284	3,096,697
College of Education	906,916	851,261	926,113	1,199,970	1,017,963
College of Engineering	4,428,007	5,008,910	5,519,058	4,298,015	4,920,461
College of Marine Science	1,758,919	2,433,886	2,078,853	2,315,253	2,513,024
College of Nursing	882,519	762,991	416,899	458,849	756,539
College of Pharmacy	72,341	174,357	170,694	125,386	240,247
College of Public Health	2,915,530	3,167,584	2,958,713	2,624,733	2,904,808
College of The Arts	100,416	194,099	147,012	34,256	39,785
Morsani College of Medicine	14,509,034	15,511,715	17,491,146	16,494,321	18,955,722
Muma College of Business	175,197	215,517	279,862	243,239	258,287
Office of Research & Innovation	8,976	1,044	66,558	242,766	236,259
Patel College of Global Sustainability	20,142	24,658	6,026	74,736	14,176
University Advancement	25,500	25,558	3,100	10,835	4,487
USF Sarasota/Manatee	6,372	9,799	0	7,681	13,449
USF St. Petersburg	152,965	248,788	202,147	182,507	398,428
USF World		10,491	1,391	9,066	0
<b>Total Indirect Costs</b>	<b>32,510,015</b>	<b>35,544,231</b>	<b>36,916,262</b>	<b>34,185,261</b>	<b>39,209,276</b>

# Funding by Project Type

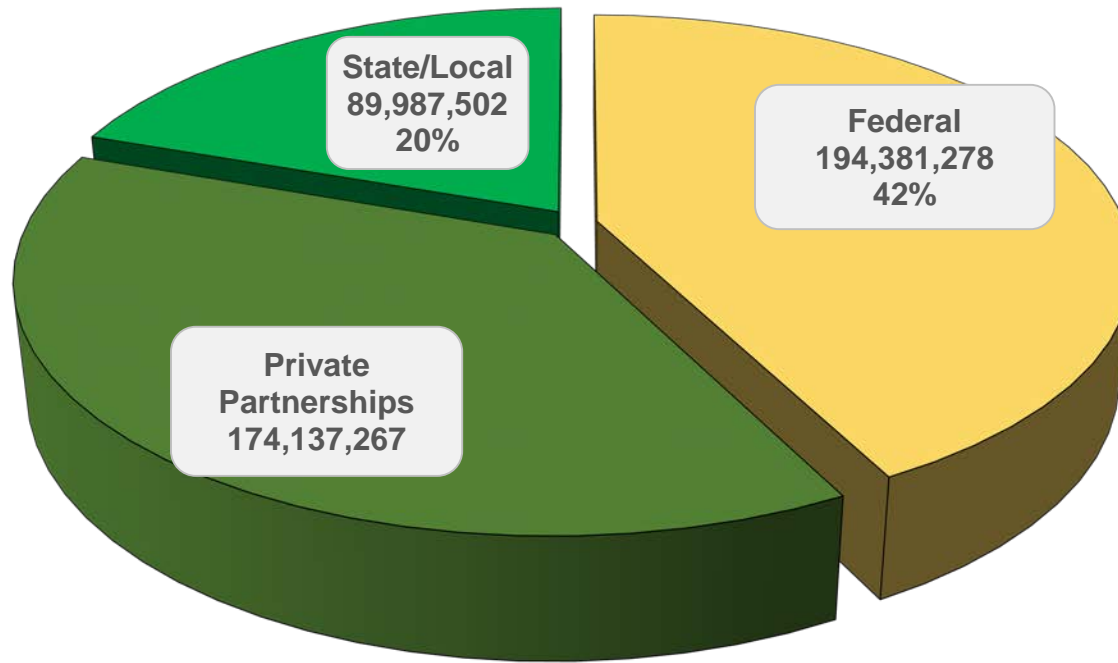
## USF and Affiliates – FY2016



Research	Training	Other	Total
\$298.4	\$35.8	\$124.3	\$458.5

# Research Funding by Funding Type

## USF and Affiliates – FY2016



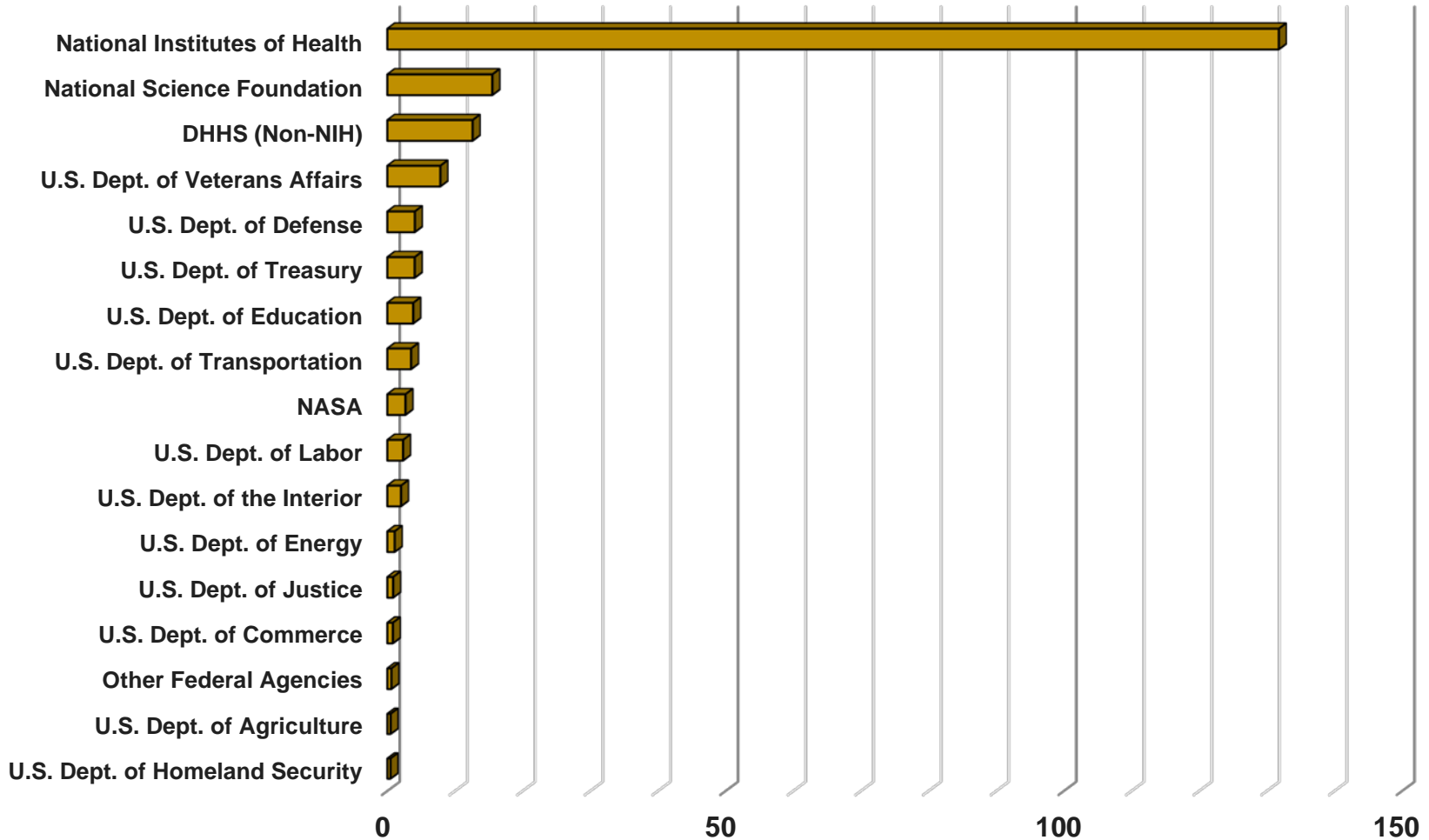
Federal	State	Private	Total
\$194.4	\$90.0	\$174.1	\$458.5

# Federal Agency Funding 5-year Comparison

Agency	FY2012	FY2013	FY2014	FY2015	FY2016
DHHS (Non-NIH)	17,959,432	12,337,389	14,513,653	15,664,625	12,594,615
NASA	1,089,976	1,501,963	1,394,643	3,685,196	2,674,332
National Institutes of Health	99,848,722	91,701,966	86,961,801	108,245,742	131,764,344
National Science Foundation	9,982,908	10,601,817	13,297,702	11,469,341	15,511,820
Other Federal Agencies	771,484	356,334	1,200,713	1,097,383	594,471
U.S. Dept. of Agriculture	94,000	94,000	330,737	687,633	474,407
U.S. Dept. of Commerce	525,519	1,017,586	502,374	260,047	811,532
U.S. Dept. of Defense	8,400,805	5,724,151	7,926,109	5,942,129	4,054,957
U.S. Dept. of Education	5,670,930	4,464,285	2,631,973	4,223,735	3,821,351
U.S. Dept. of Energy	2,419,476	1,922,986	2,008,431	2,518,122	1,075,386
U.S. Dept. of Homeland Security				488,977	460,149
U.S. Dept. of Justice	93,553	391,008	970,335		848,300
U.S. Dept. of Labor	2,268,605	2,665,700	2,316,500	2,316,500	2,316,500
U.S. Dept. of the Interior	2,324,672	1,527,071	1,789,659	1,663,118	2,014,633
U.S. Dept. of Transportation	4,955,213	5,864,685	2,628,139	3,571,133	3,500,135
U.S. Dept. of Treasury					4,036,238
U.S. Dept. of Veterans Affairs	9,706,607	10,953,388	10,629,374	4,474,298	7,828,108
<b>Grand Total</b>	<b>166,111,902</b>	<b>151,124,329</b>	<b>149,102,143</b>	<b>166,307,979</b>	<b>194,381,278</b>

# Primary Sources of Federal Funding

## USF and Affiliates – FY2016





## Five Year Federal Funding by College/Area

COLLEGE_AREA	FY2012	FY2013	FY2014	FY2015	FY2016
Academic Affairs	790,435	2,122,435	708,891	1,599,110	5,377,807
College of Arts and Sciences	13,222,377	11,718,011	12,034,108	10,129,268	15,337,596
College of Behavioral and Community Sciences	12,373,236	9,339,612	12,575,472	7,091,362	6,098,158
College of Education	2,419,121	1,622,898	2,474,515	2,977,699	2,891,336
College of Engineering	11,742,324	12,546,673	10,109,404	12,689,662	12,090,176
College of Marine Science	4,520,359	3,657,916	5,499,177	5,749,631	5,855,592
College of Nursing	4,701,302	3,586,986	2,974,532	2,112,525	4,235,754
College of Pharmacy		422,813	406,564	416,509	464,237
College of Public Health	12,493,385	12,327,525	15,306,893	16,035,110	15,672,277
College of The Arts		75,000	49,986	70,000	20,000
Morsani College of Medicine	101,495,881	92,085,437	81,029,043	101,876,944	124,073,515
Muma College of Business	449,028	323,735	1,124,458	329,806	327,332
Office of Research & Innovation	630,000	636,262	4,537,567	4,609,153	761,680
University Advancement	33,625				444,177
USF Sarasota/Manatee					49,383
USF St. Petersburg	1,240,829	659,026	271,533	621,200	682,258
<b>Grand Total</b>	<b>166,111,902</b>	<b>151,124,329</b>	<b>149,102,143</b>	<b>166,307,979</b>	<b>194,381,278</b>

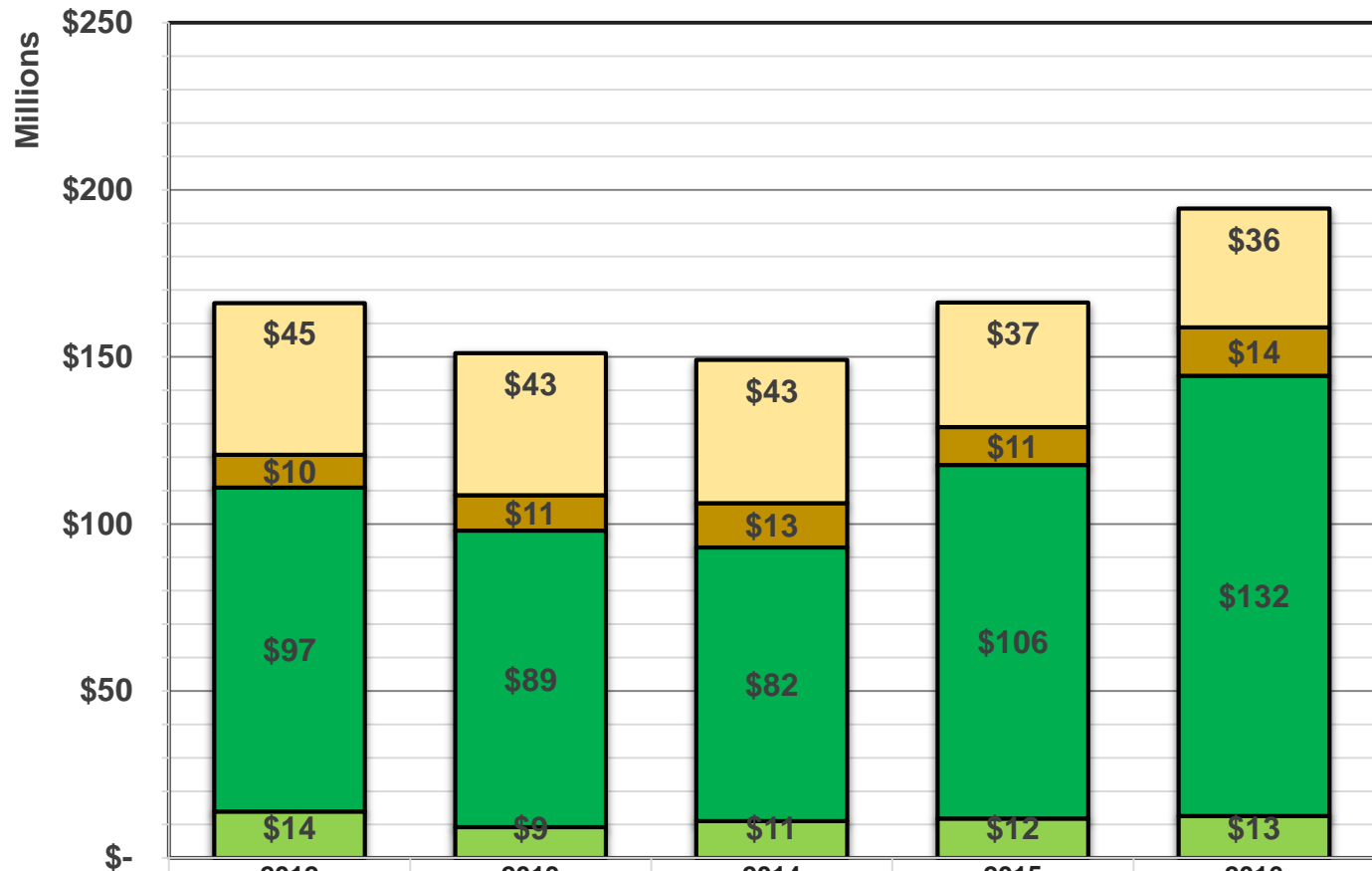
## NIH Funding by College/Area

COLLEGE_AREA	FY2012	FY2013	FY2014	FY2015	FY2016
College of Arts and Sciences	3,666,905	2,266,381	2,843,873	2,229,747	4,763,769
College of Behavioral and Community Sciences	2,934,470	2,933,614	5,094,119	2,554,587	2,961,059
College of Education		56,063	18,687	72,508	
College of Engineering	1,911,604	993,753	1,208,001	1,058,339	1,806,471
College of Nursing	2,205,049	1,681,507	1,217,075	1,448,513	2,205,086
College of Pharmacy		422,813	406,564	416,509	378,584
College of Public Health	2,043,127	3,051,243	3,057,099	3,355,735	2,851,997
Morsani College of Medicine	86,587,567	80,296,592	72,382,102	96,365,932	115,713,112
Office of Research & Innovation	500,000		734,281	743,872	469,008
USF St. Petersburg					615,258
<b>Grand Total</b>	<b>99,848,722</b>	<b>91,701,966</b>	<b>86,961,801</b>	<b>108,245,742</b>	<b>131,764,344</b>

## NSF Funding by College/Area

COLLEGE_AREA	FY2012	FY2013	FY2014	FY2015	FY2016
Academic Affairs	219,277	371,514	434,306	440,000	311,000
College of Arts and Sciences	4,452,739	4,674,506	4,818,162	2,919,958	6,334,120
College of Behavioral and Community Sciences	103,211				
College of Education		65,671	1,264,486	603,309	1,050,296
College of Engineering	2,720,172	4,254,772	3,851,047	5,035,004	5,379,102
College of Marine Science	1,294,359	880,223	2,644,515	1,457,940	1,332,819
College of Nursing					50,000
College of Public Health	80,000	80,000			
College of The Arts				50,000	
Morsani College of Medicine	408,741	200,000	200,000	365,606	242,534
Muma College of Business	64,339		15,684	329,806	268,389
Office of Research & Innovation				243,769	
University Advancement					444,177
USF Sarasota/Manatee					49,383
USF St. Petersburg	640,070	75,131	69,502	23,949	50,000
<b>Grand Total</b>	<b>9,982,908</b>	<b>10,601,817</b>	<b>13,297,702</b>	<b>11,469,341</b>	<b>15,511,820</b>

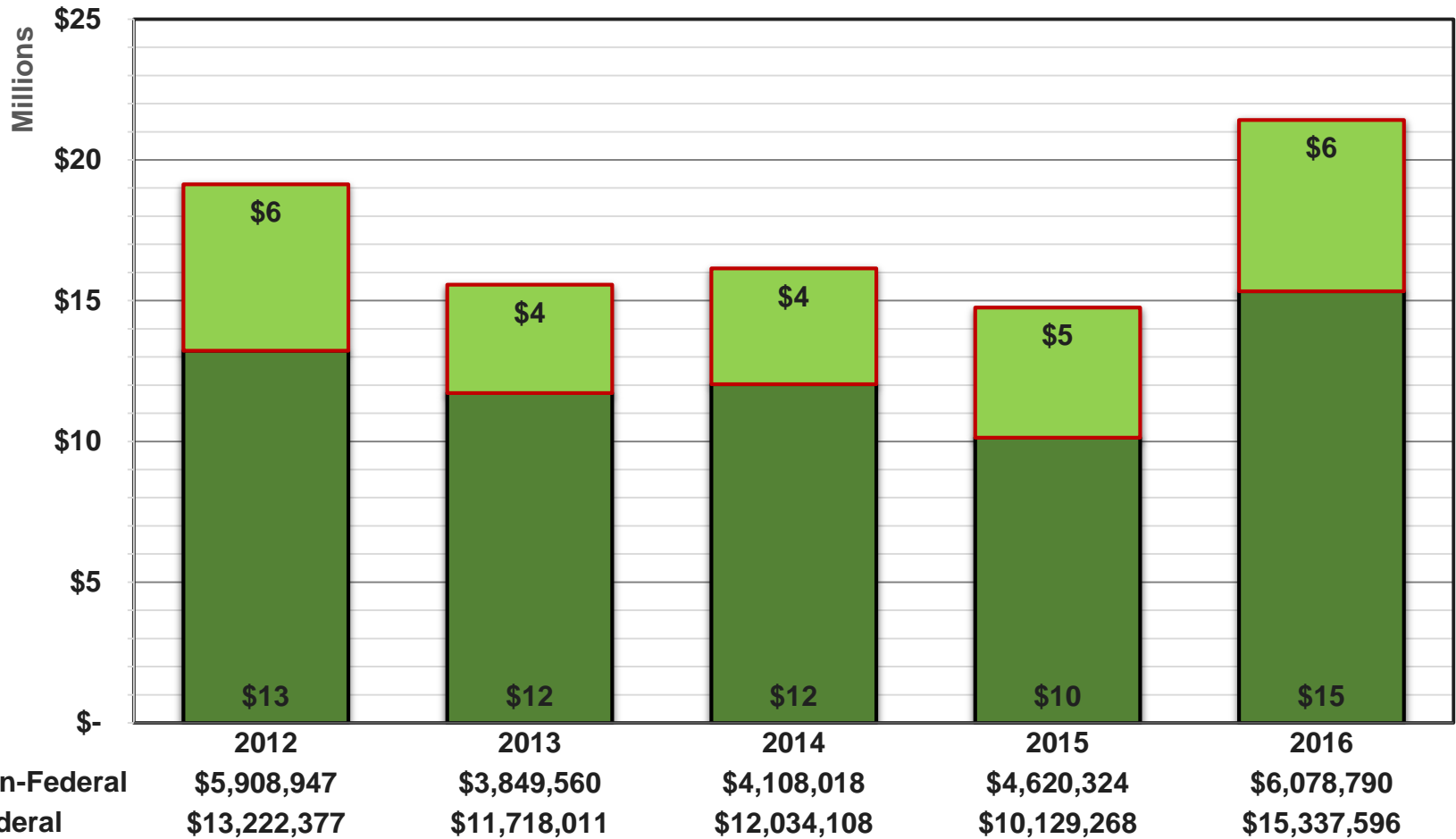
# USF All Colleges/Campuses Federal Funding by Fiscal Year



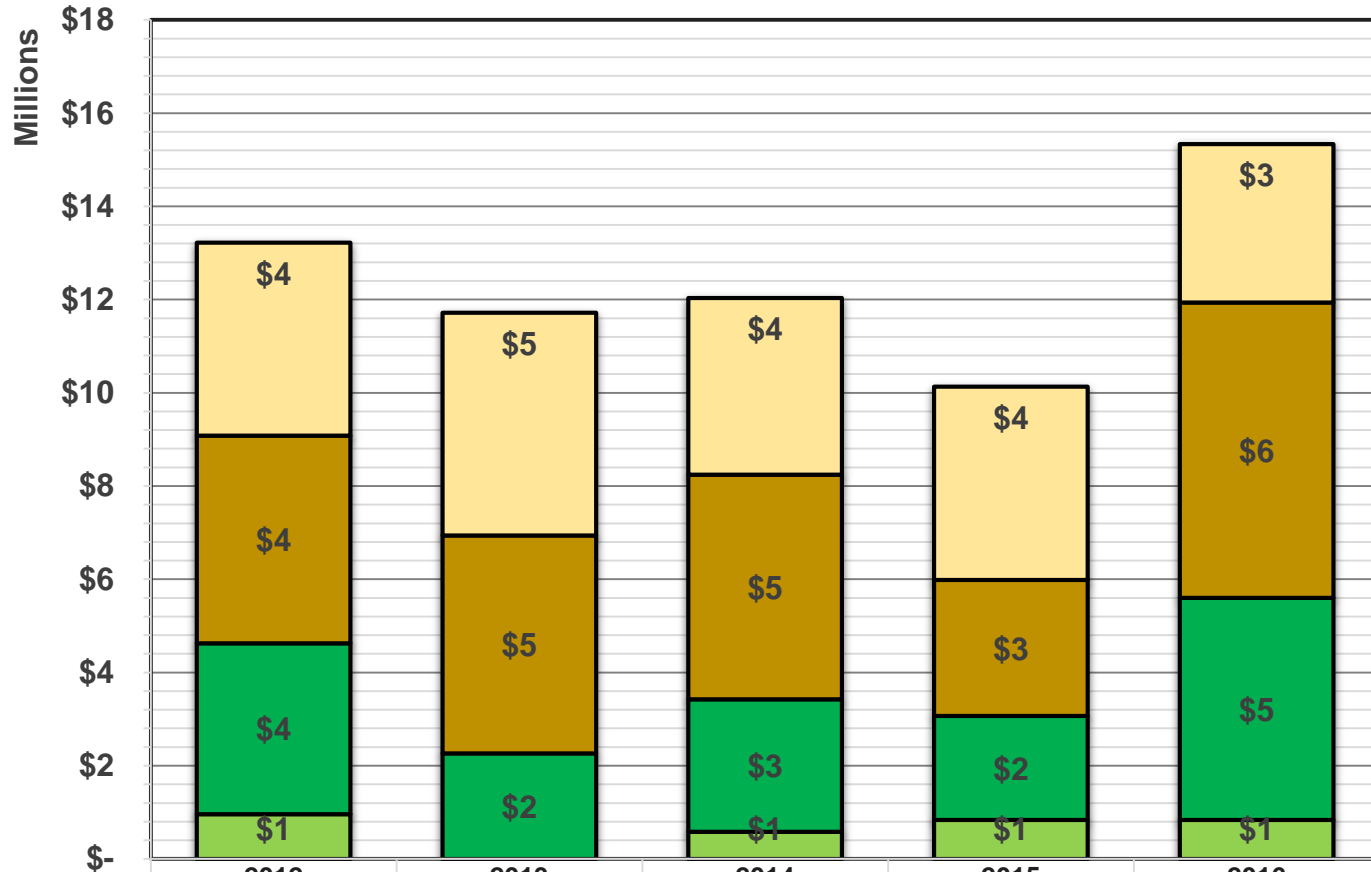
	2012	2013	2014	2015	2016
Other Federal Agencies	\$45,400,373	\$42,543,802	\$42,865,048	\$37,328,190	\$35,560,795
National Science Foundation	\$9,879,697	\$10,601,817	\$13,297,702	\$11,330,012	\$14,461,524
National Institutes of Health	\$96,914,252	\$88,768,352	\$81,867,682	\$105,830,708	\$131,764,344
DHHS (Non-NIH)	\$13,917,580	\$9,210,358	\$11,071,711	\$11,819,069	\$12,594,615

# College of Arts & Sciences

## Research Funding by Fiscal Year



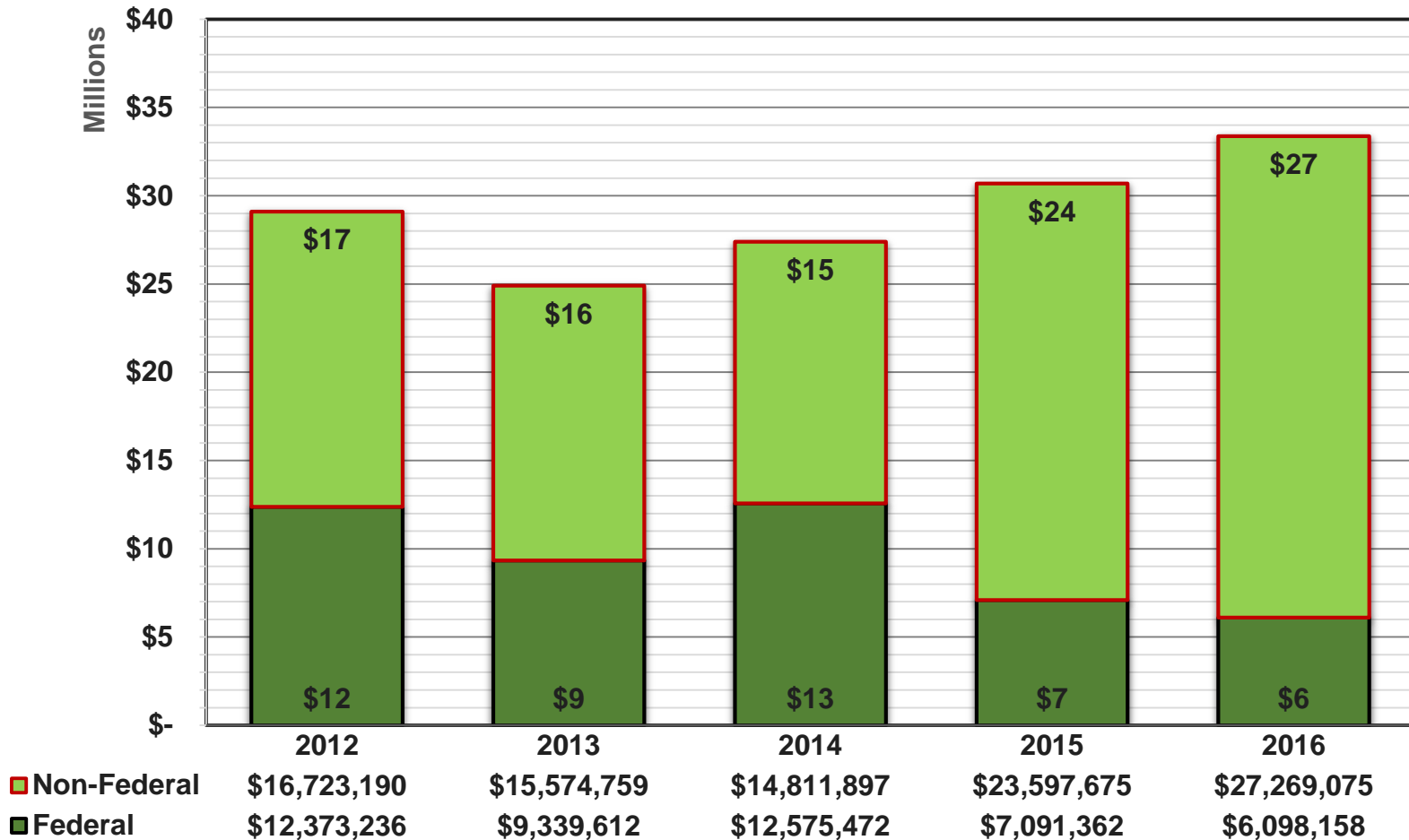
# College of Arts & Sciences Federal Funding by Fiscal Year



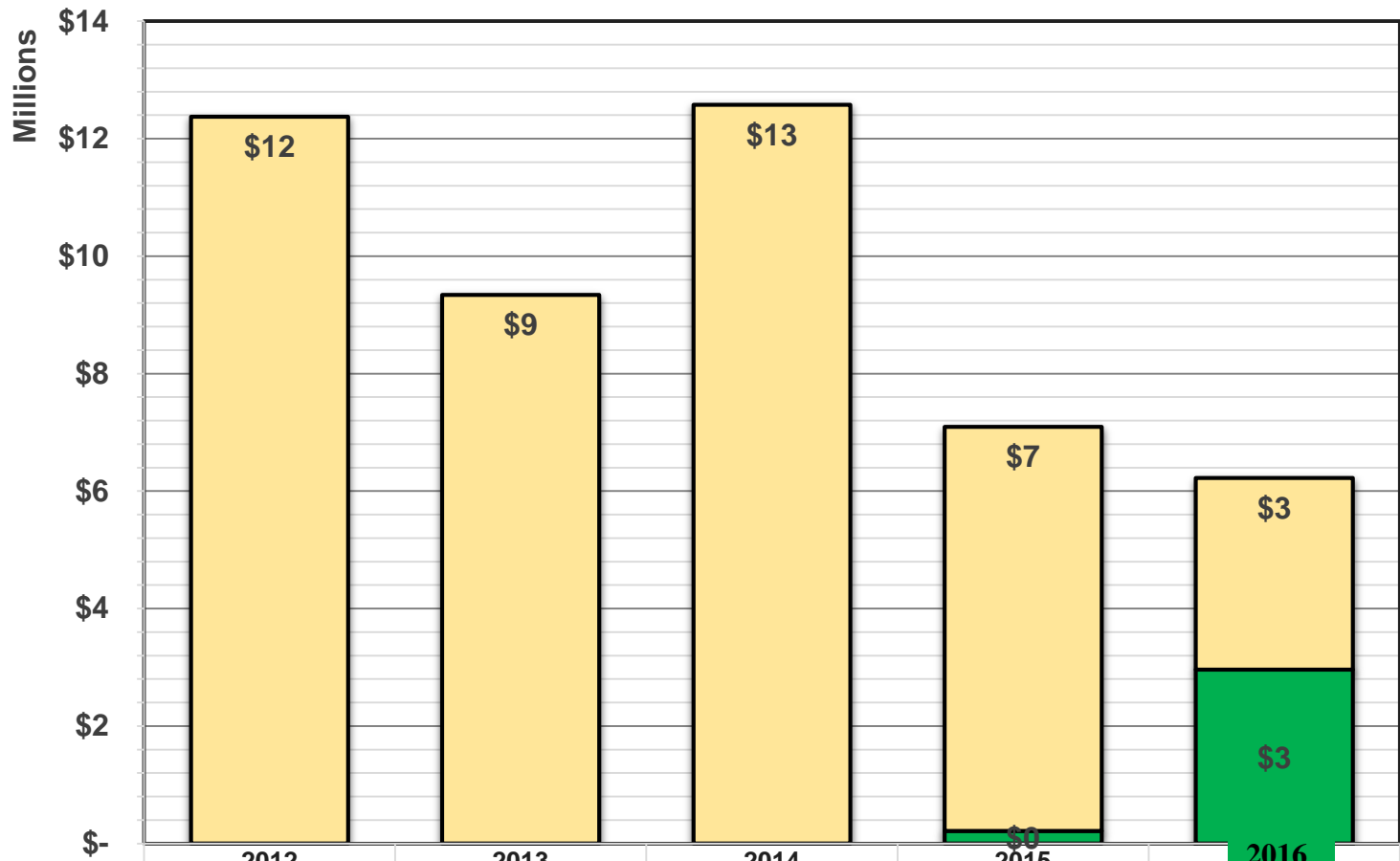
	2012	2013	2014	2015	2016
Other Federal Agencies	\$4,142,733	\$4,777,124	\$3,790,073	\$4,141,563	\$3,401,707
National Science Foundation	\$4,452,739	\$4,674,506	\$4,818,162	\$2,919,958	\$6,334,120
National Institutes of Health	\$3,666,905	\$2,266,381	\$2,843,873	\$2,229,747	\$4,763,769
DHHS (Non-NIH)	\$960,000		\$582,000	\$838,000	\$838,000

# College of Behavioral and Community Sciences

## Research Funding by Fiscal Year



# College of Behavioral and Community Sciences Federal Funding by Fiscal Year

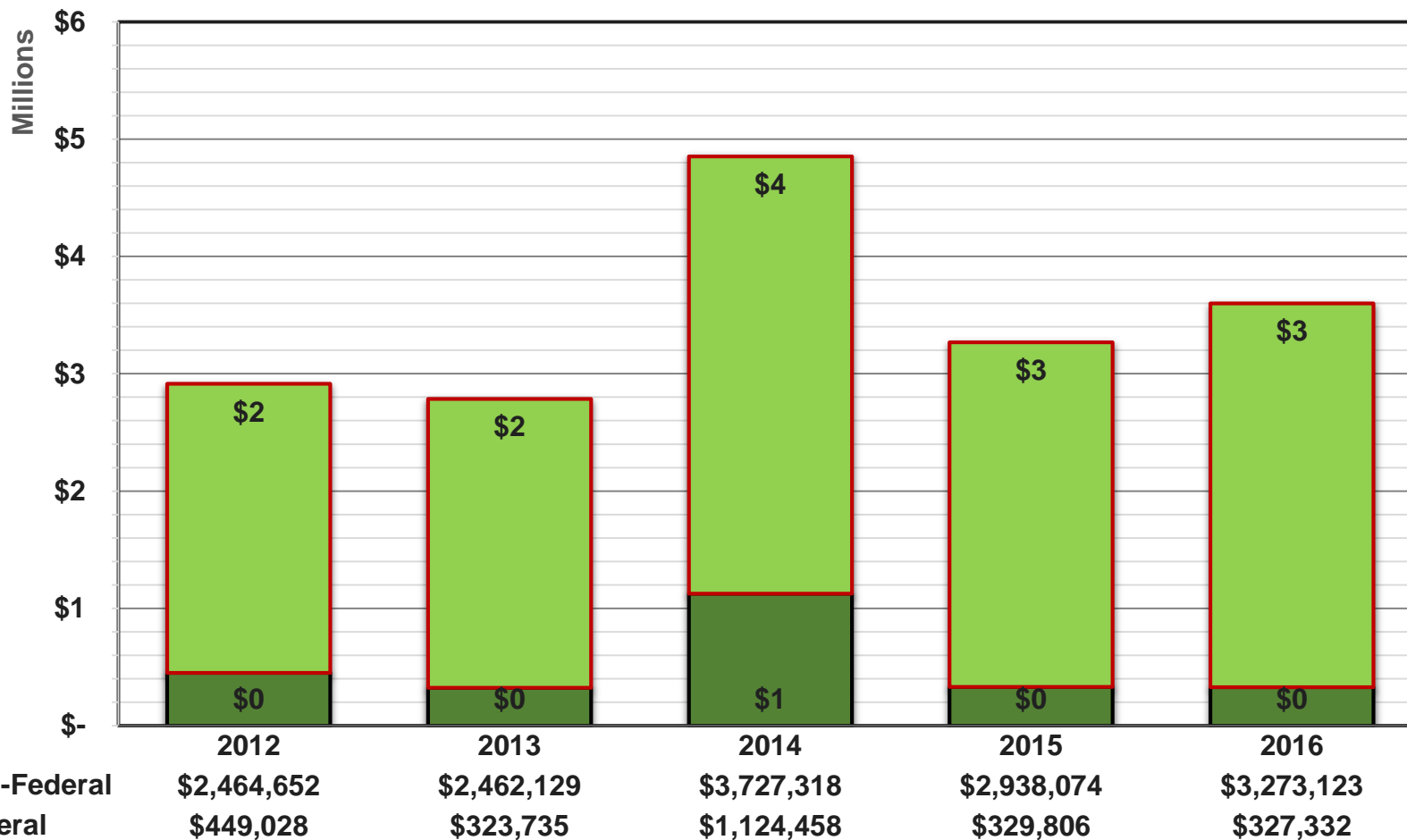


	2012	2013	2014	2015	2016
Other Federal Agencies	\$12,373,236	\$9,339,612	\$12,575,472	\$6,879,301	\$3,264,545
National Institutes of Health				\$212,061	\$2,961,059
DHHS (Non-NIH)					\$(127,446)

	2012	2013	2014	2015	2016
Total Funding	\$12,373,236	\$9,339,612	\$12,575,472	\$6,879,301	\$3,264,545
National Institutes of Health				\$212,061	\$2,961,059
DHHS (Non-NIH)					\$(127,446)

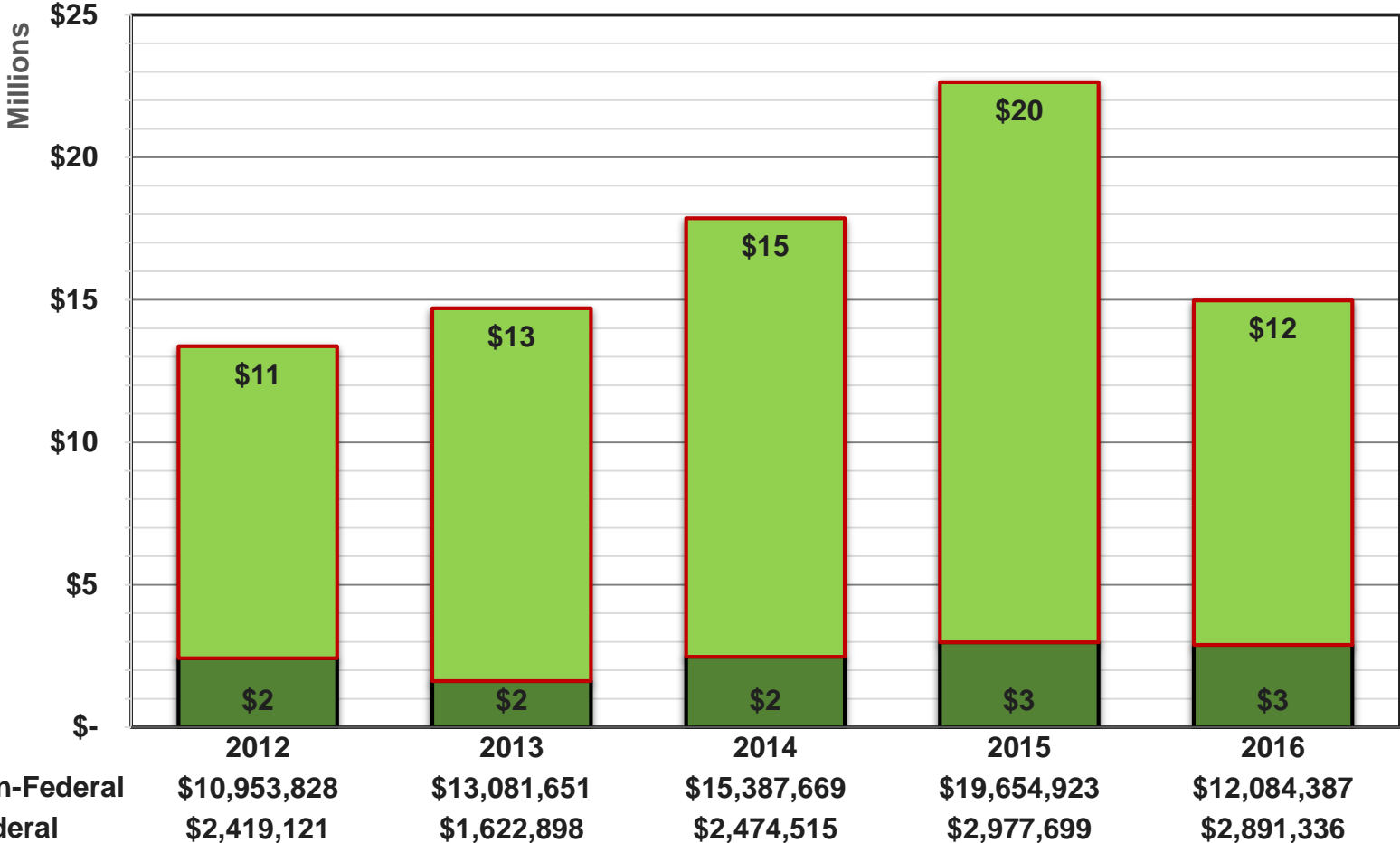


# Muma College of Business Research Funding by Fiscal Year

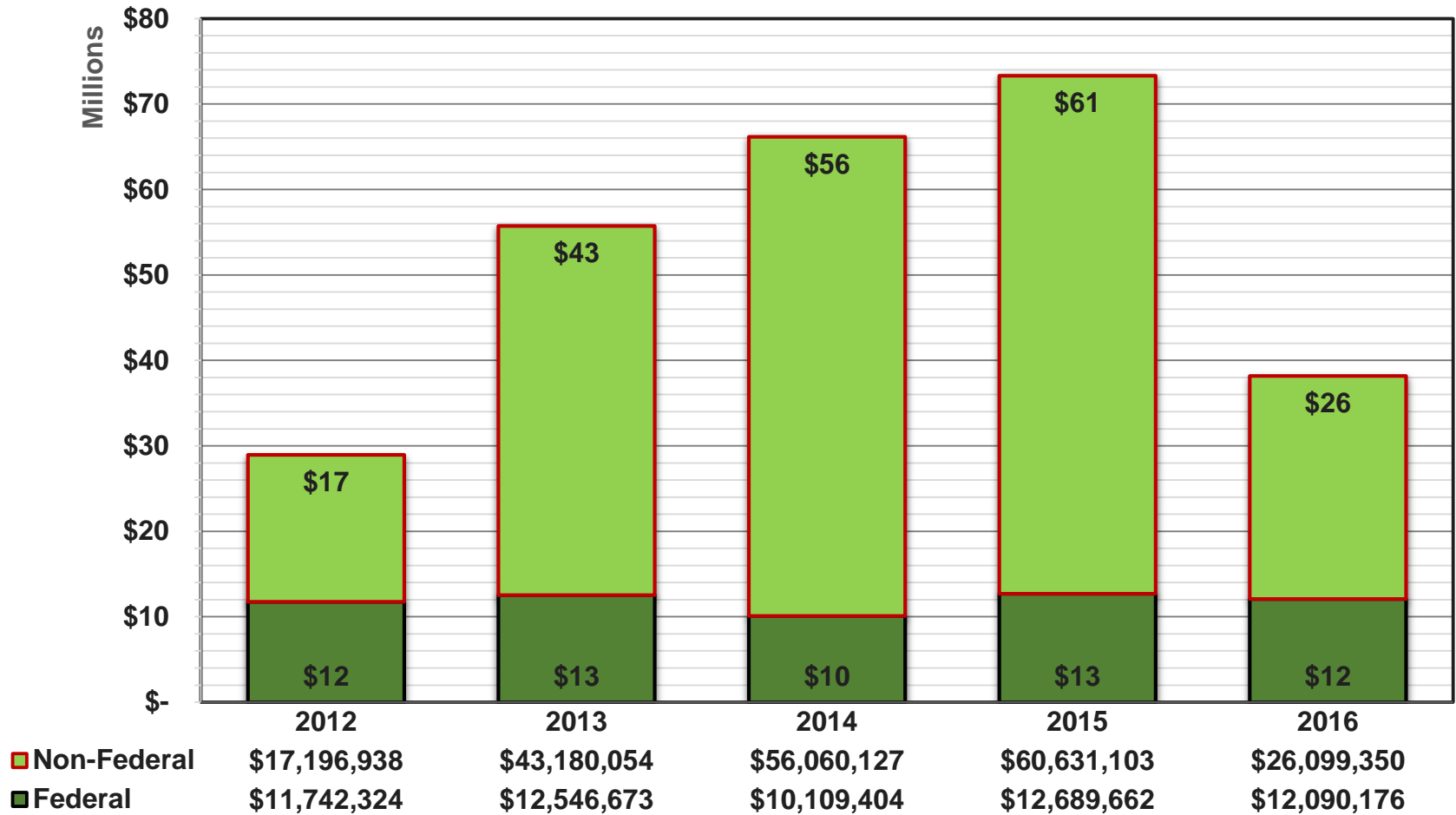


# College of Education

## Research Funding by Fiscal Year

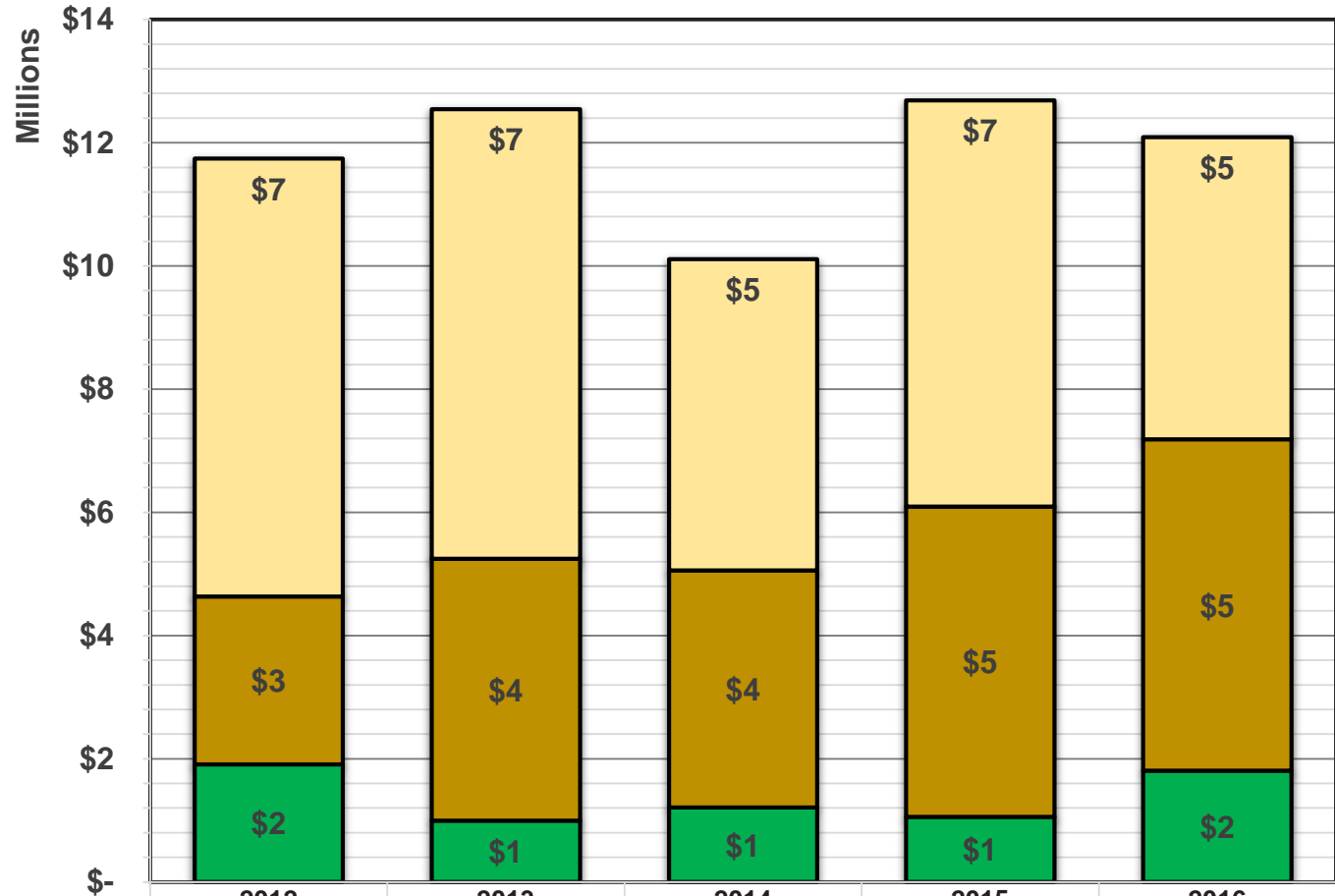


# College of Engineering Research Funding by Fiscal Year



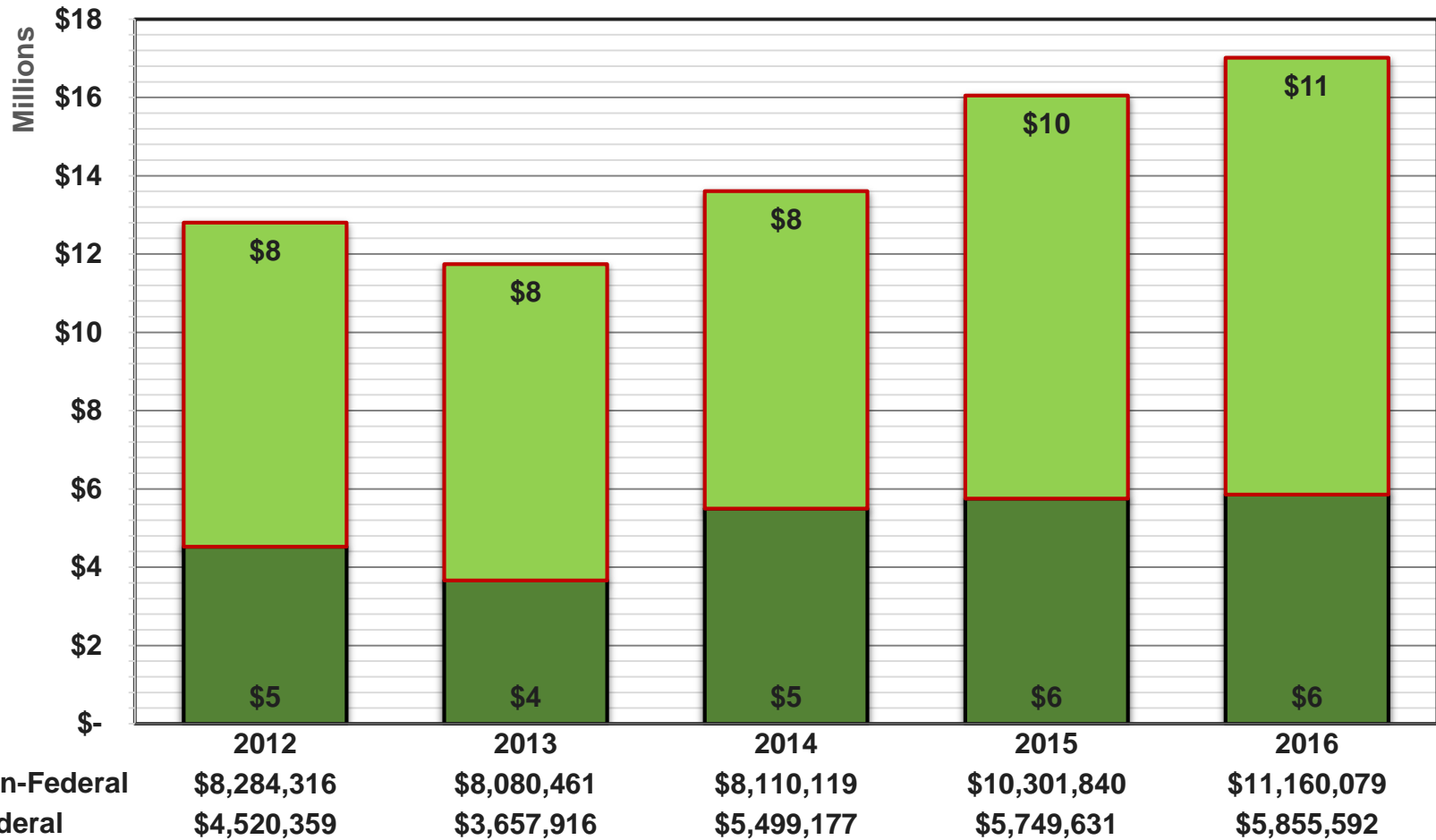
# College of Engineering

## Federal Funding by Fiscal Year

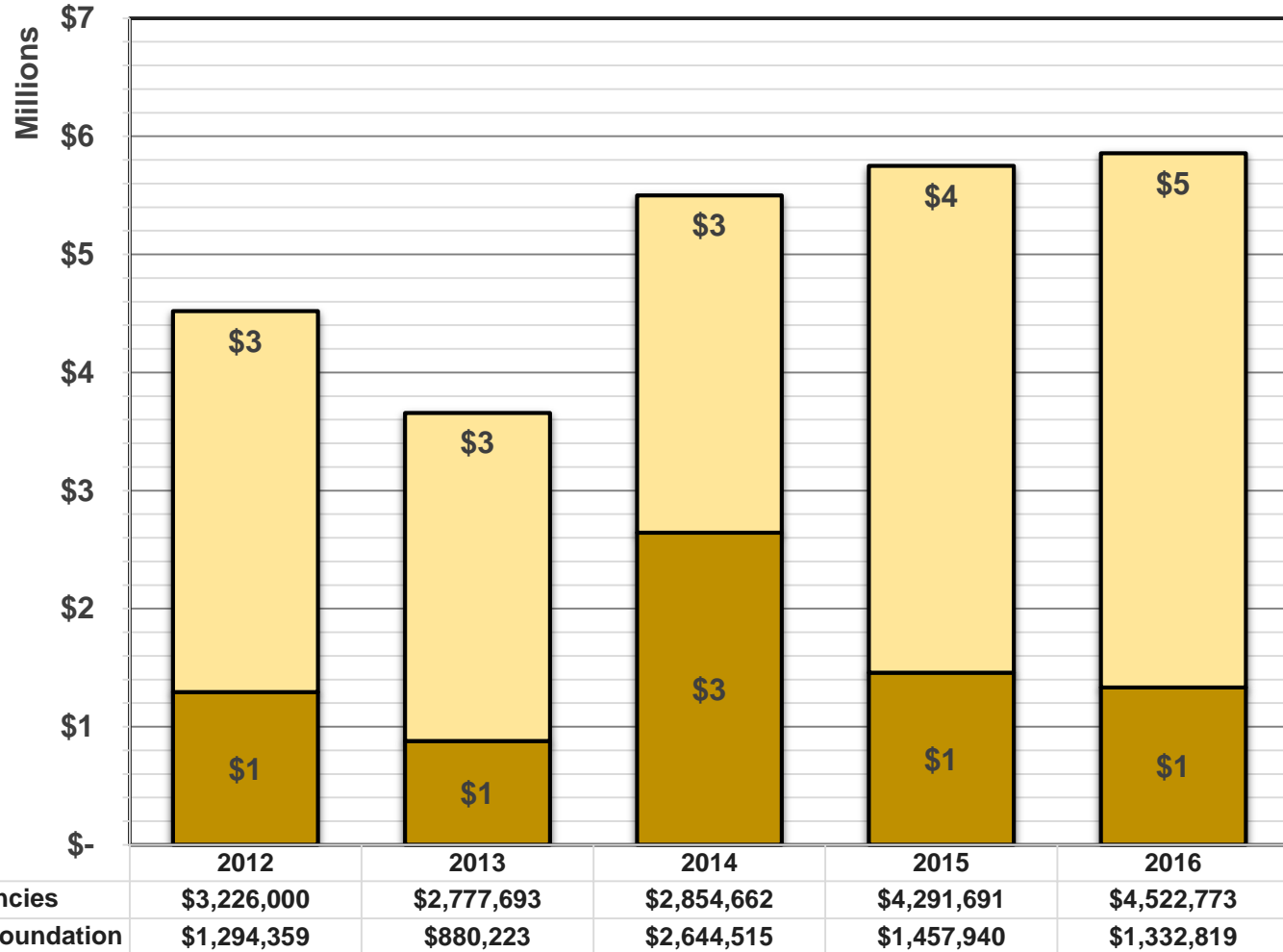


	2012	2013	2014	2015	2016
Other Federal Agencies	\$7,110,548	\$7,298,148	\$5,050,356	\$6,596,319	\$4,904,603
National Science Foundation	\$2,720,172	\$4,254,772	\$3,851,047	\$5,035,004	\$5,379,102
National Institutes of Health	\$1,911,604	\$993,753	\$1,208,001	\$1,058,339	\$1,806,471

# College of Marine Science Research Funding by Fiscal Year



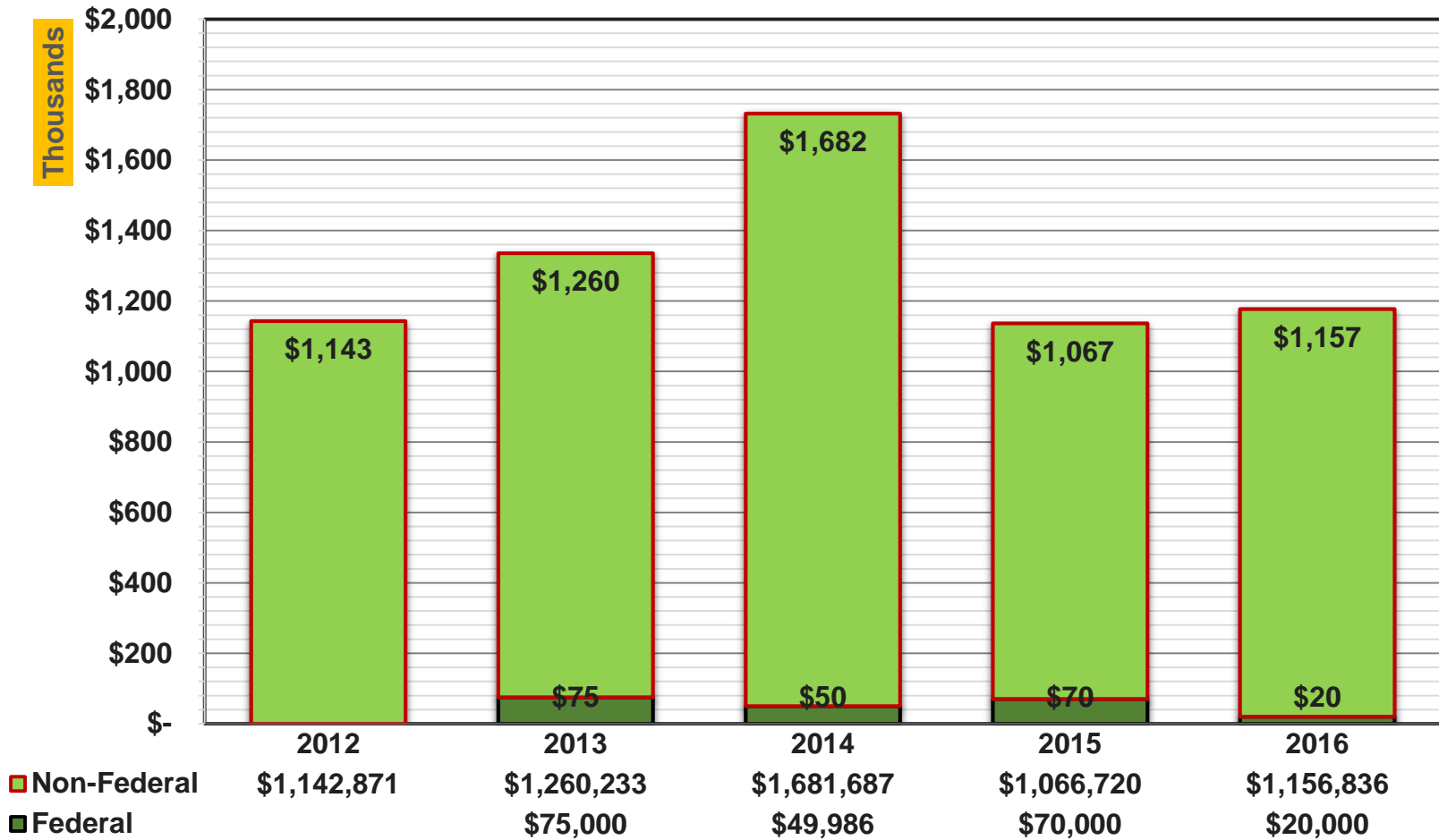
# College of Marine Science Federal Funding by Fiscal Year



Other Federal Agencies	\$3,226,000	\$2,777,693	\$2,854,662	\$4,291,691	\$4,522,773
National Science Foundation	\$1,294,359	\$880,223	\$2,644,515	\$1,457,940	\$1,332,819

# College of The Arts

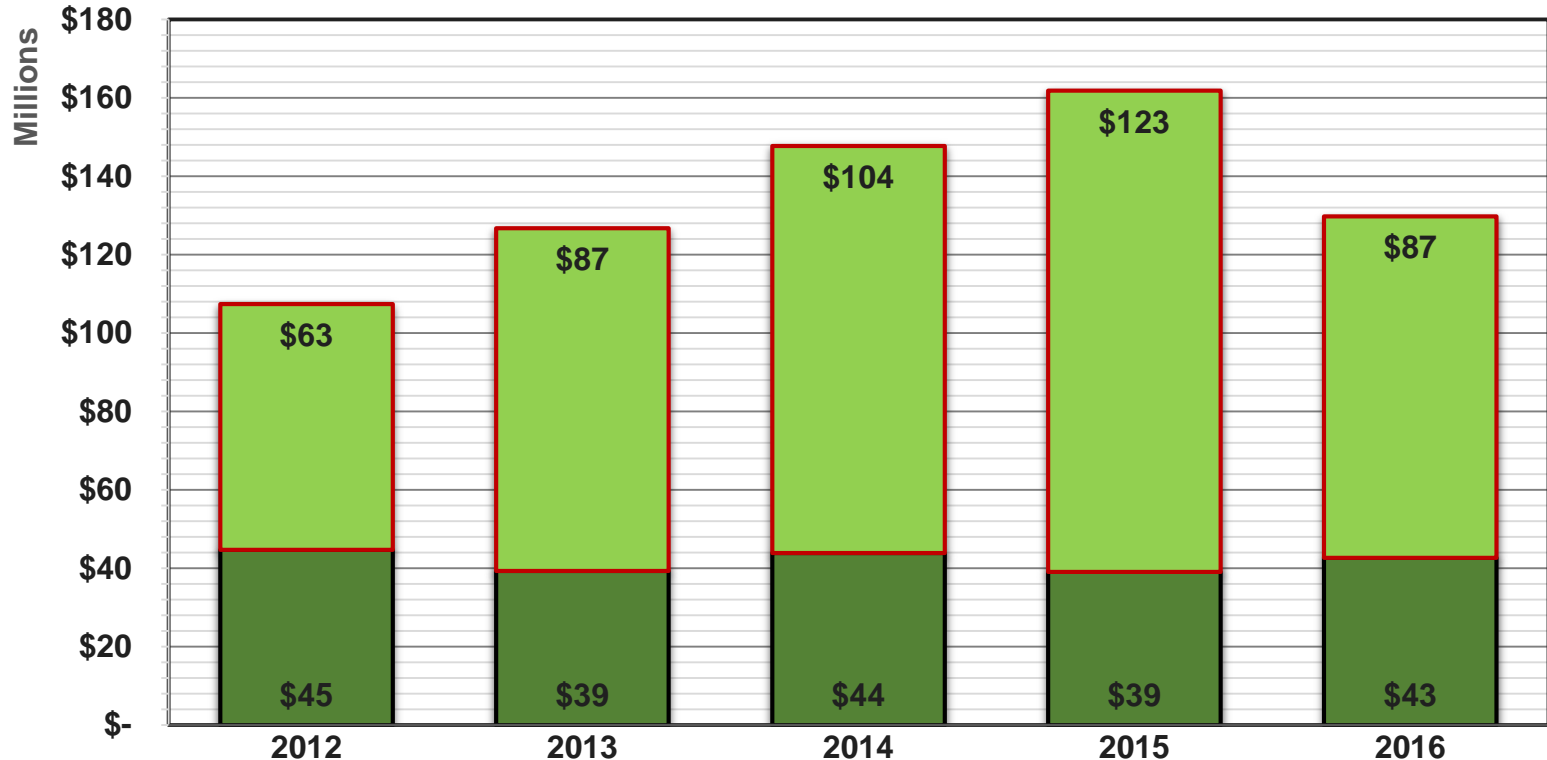
## Research Funding by Fiscal Year



# Academic Colleges (excluding USF HEALTH)

## Research Funding by Fiscal Year

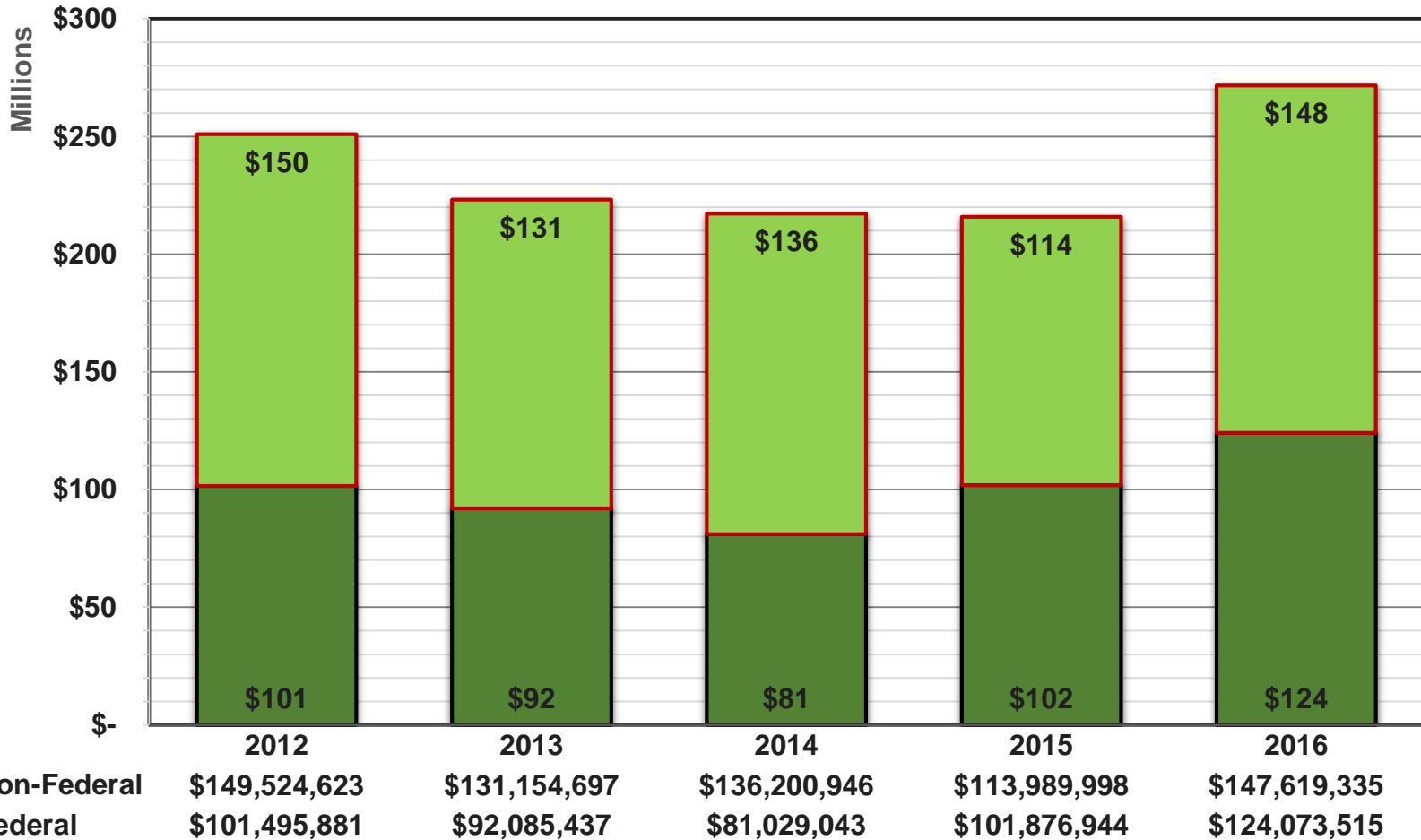
College of Arts & Sciences  
 College of Behavioral and Community Sciences  
 Muma College of Business  
 College of Education  
 College of Engineering  
 College of Marine Science  
 Patel College of Global Sustainability  
 College of The Arts



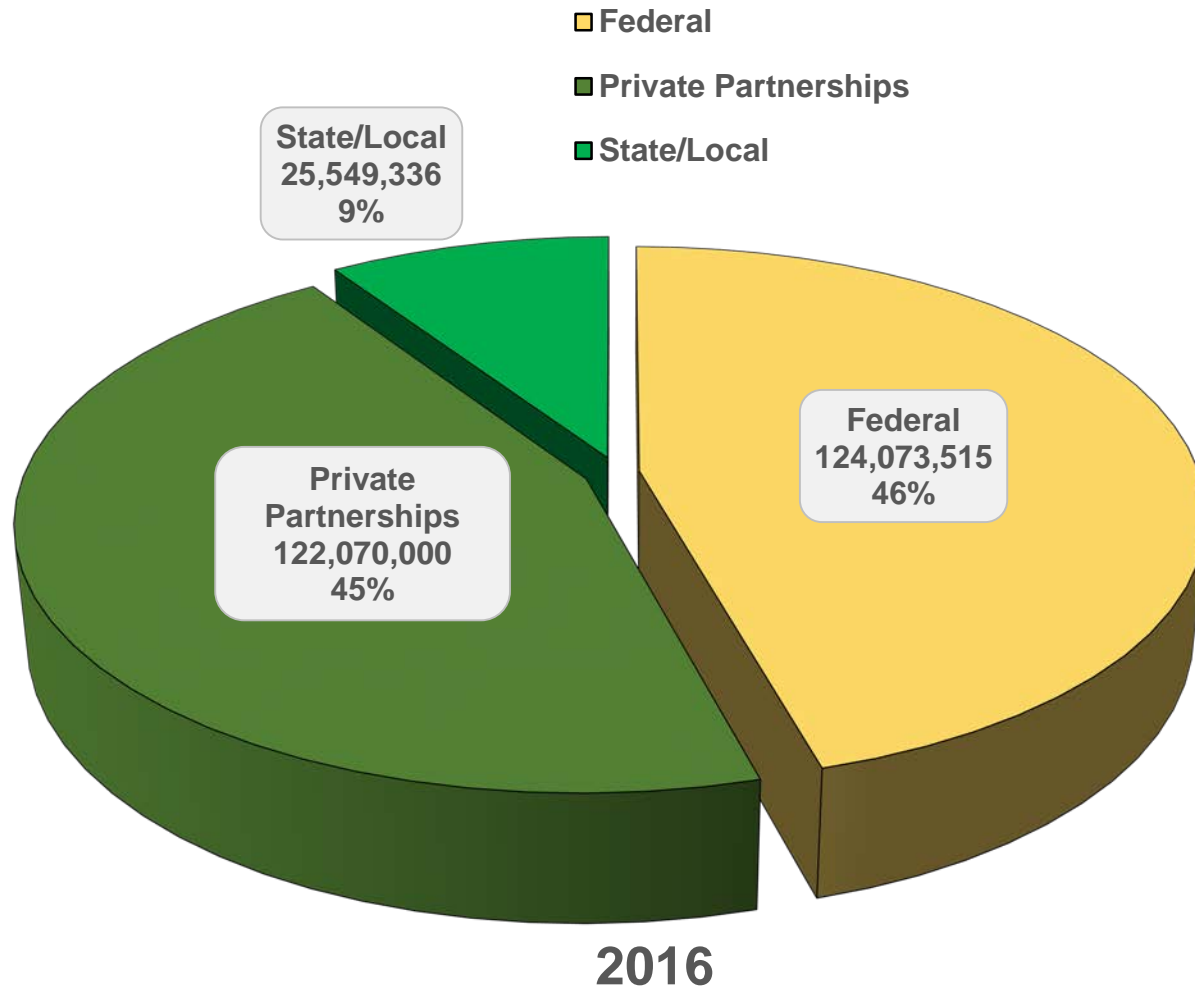
	2012	2013	2014	2015	2016
<span style="color: green;">■</span> Non-Federal	\$62,674,742	\$87,488,847	\$103,886,835	\$122,820,660	\$87,171,755
<span style="color: green;">■</span> Federal	\$44,726,445	\$39,283,845	\$43,867,120	\$39,037,428	\$42,620,190



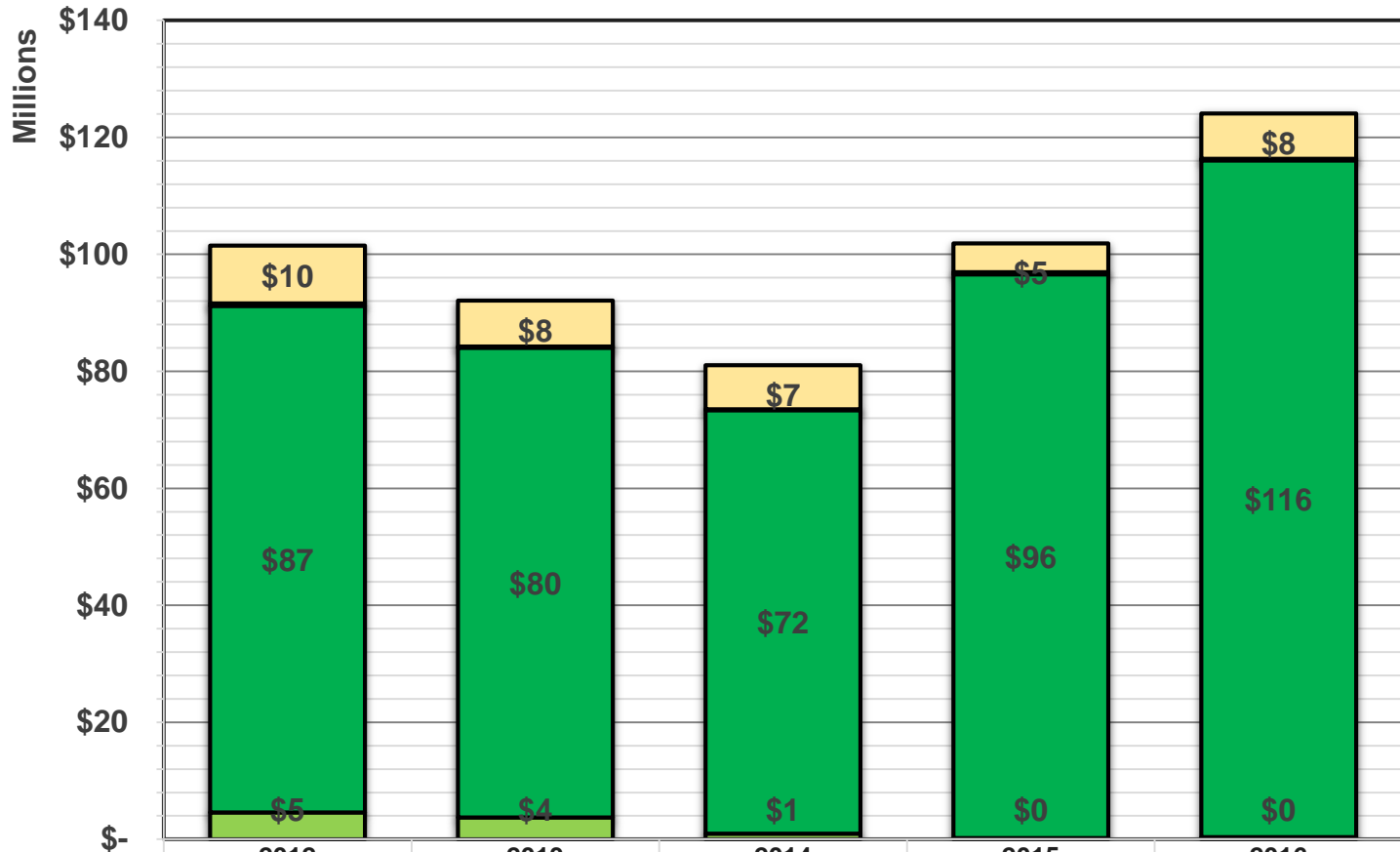
# Morsani College of Medicine Research Funding by Fiscal Year



# Morsani College of Medicine Research Funding By Type - FY2016

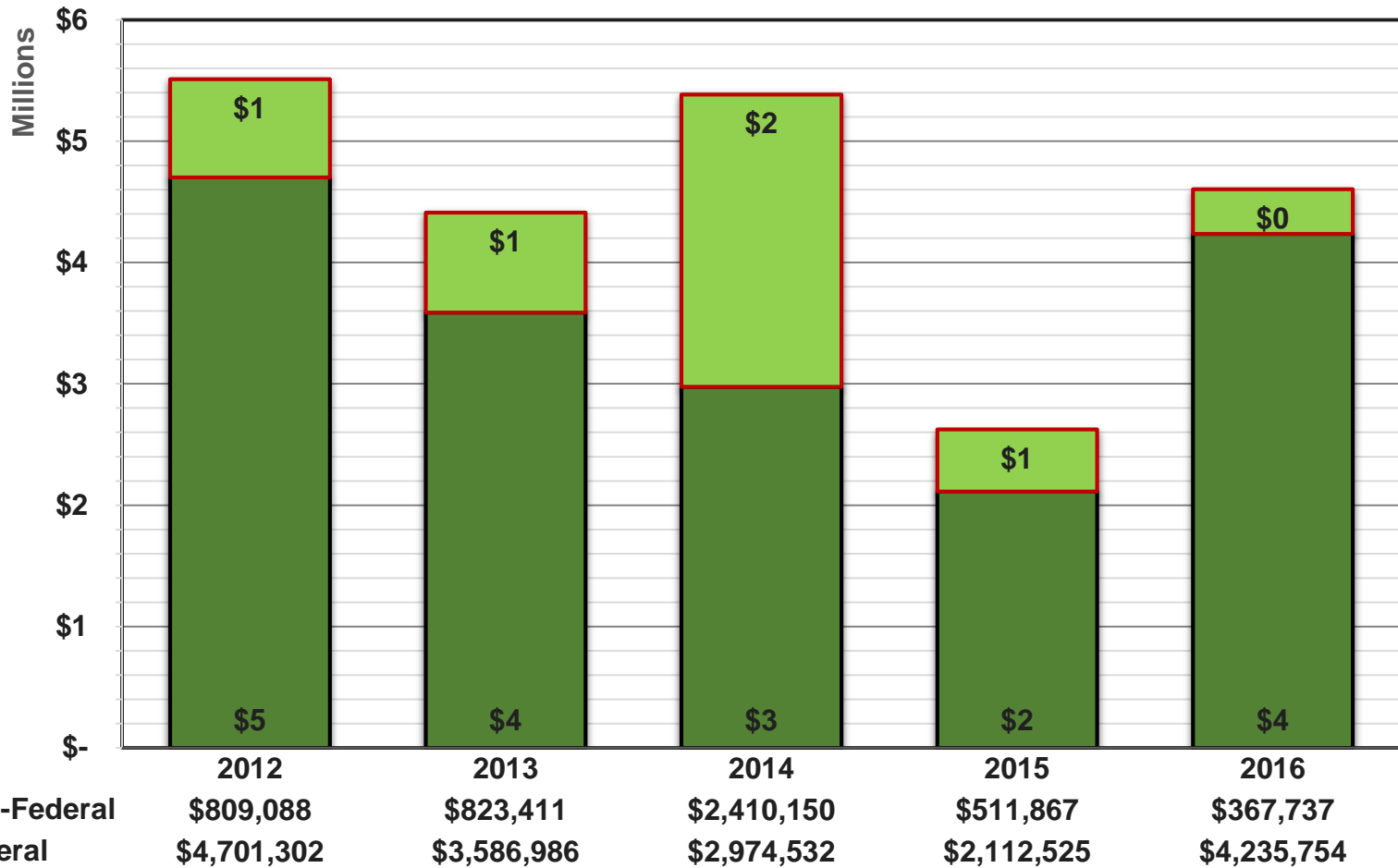


# Morsani College of Medicine Federal Research Funding by Fiscal Year

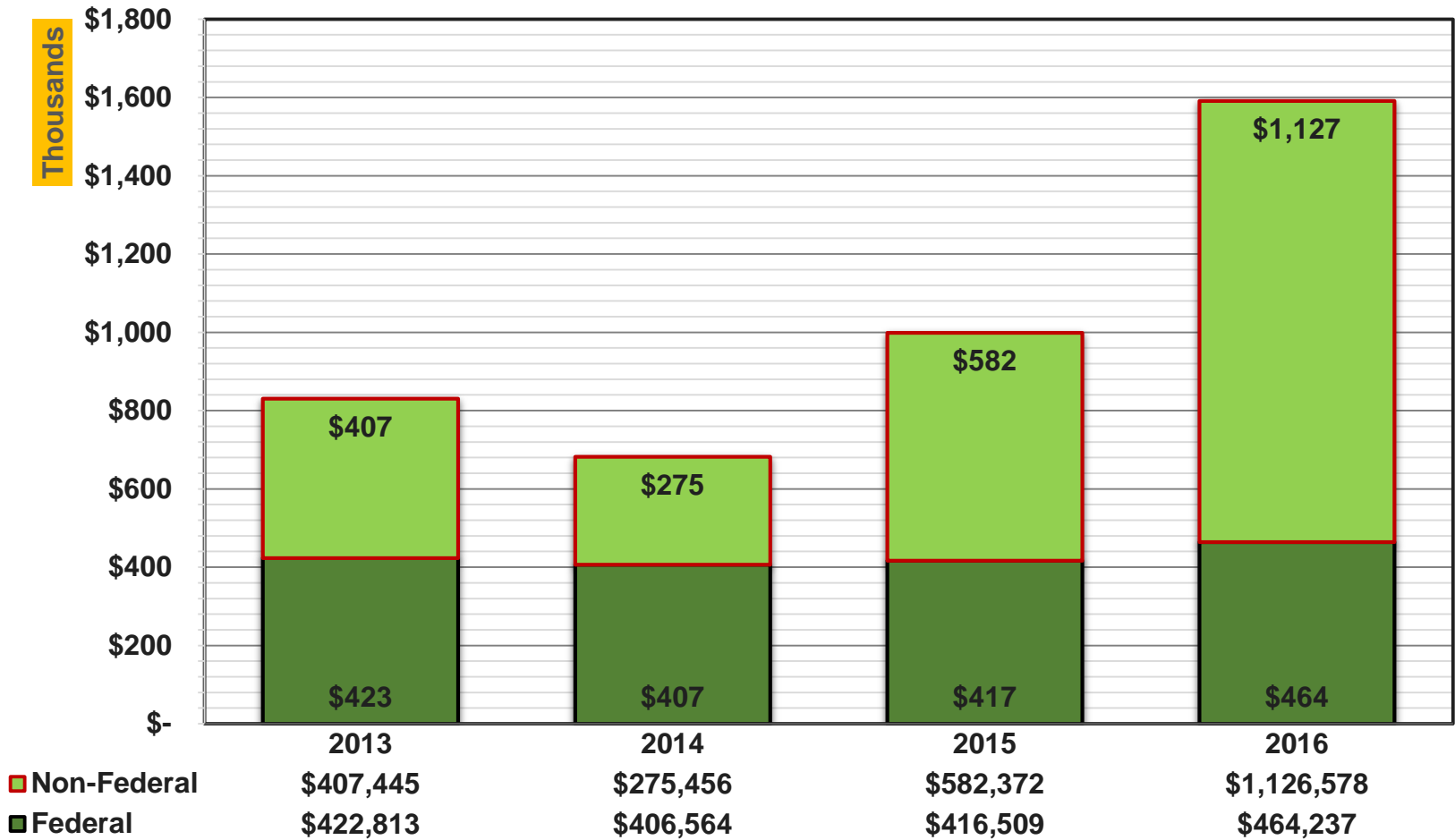


	2012	2013	2014	2015	2016
Other Federal Agencies	\$9,892,247	\$7,860,467	\$7,494,824	\$4,941,406	\$7,756,217
National Science Foundation	\$408,741	\$200,000	\$200,000	\$365,606	\$242,534
National Institutes of Health	\$86,587,567	\$80,296,592	\$72,382,102	\$96,365,932	\$115,713,112
DHHS (Non-NIH)	\$4,607,326	\$3,728,378	\$952,117	\$204,000	\$361,653

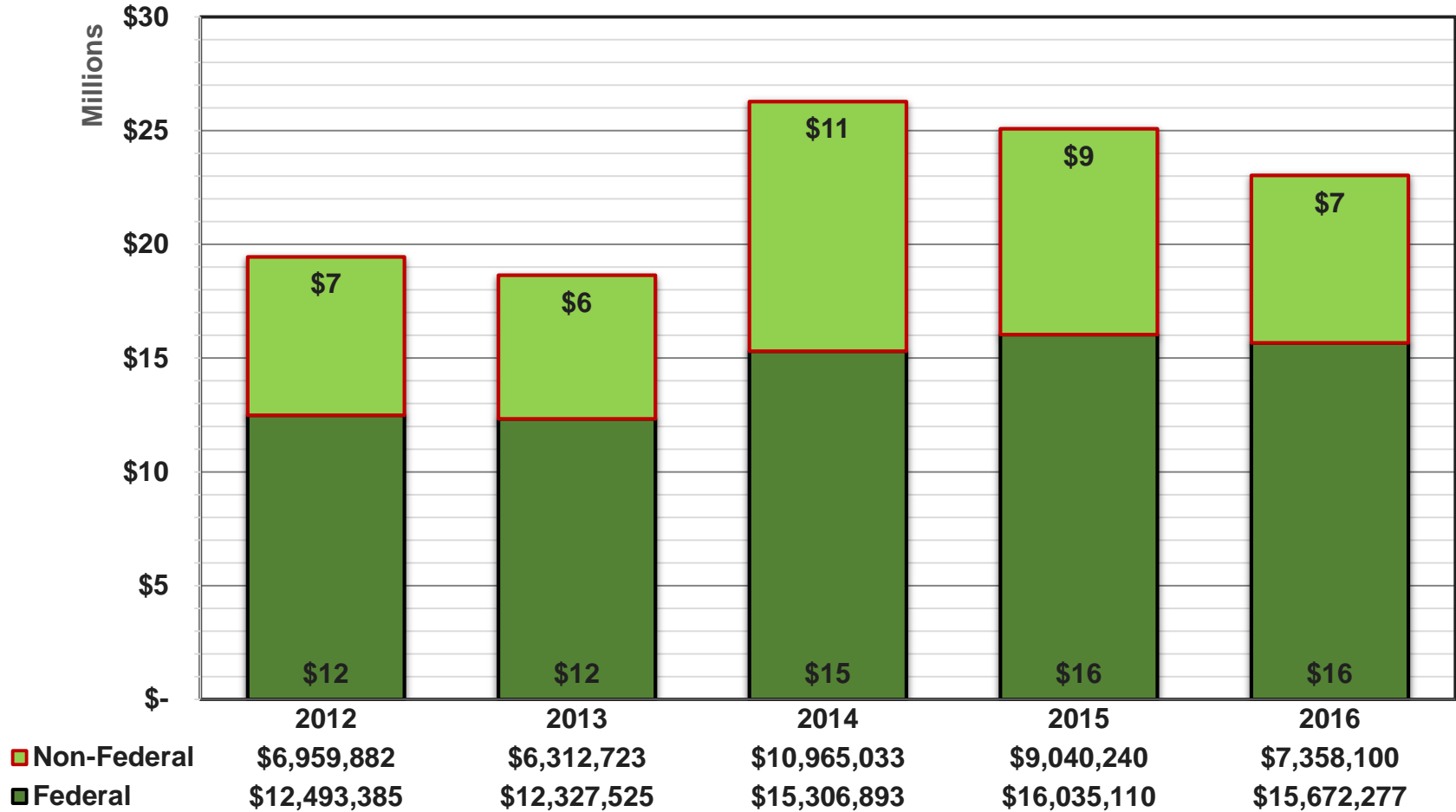
# College of Nursing Research Funding by Fiscal Year



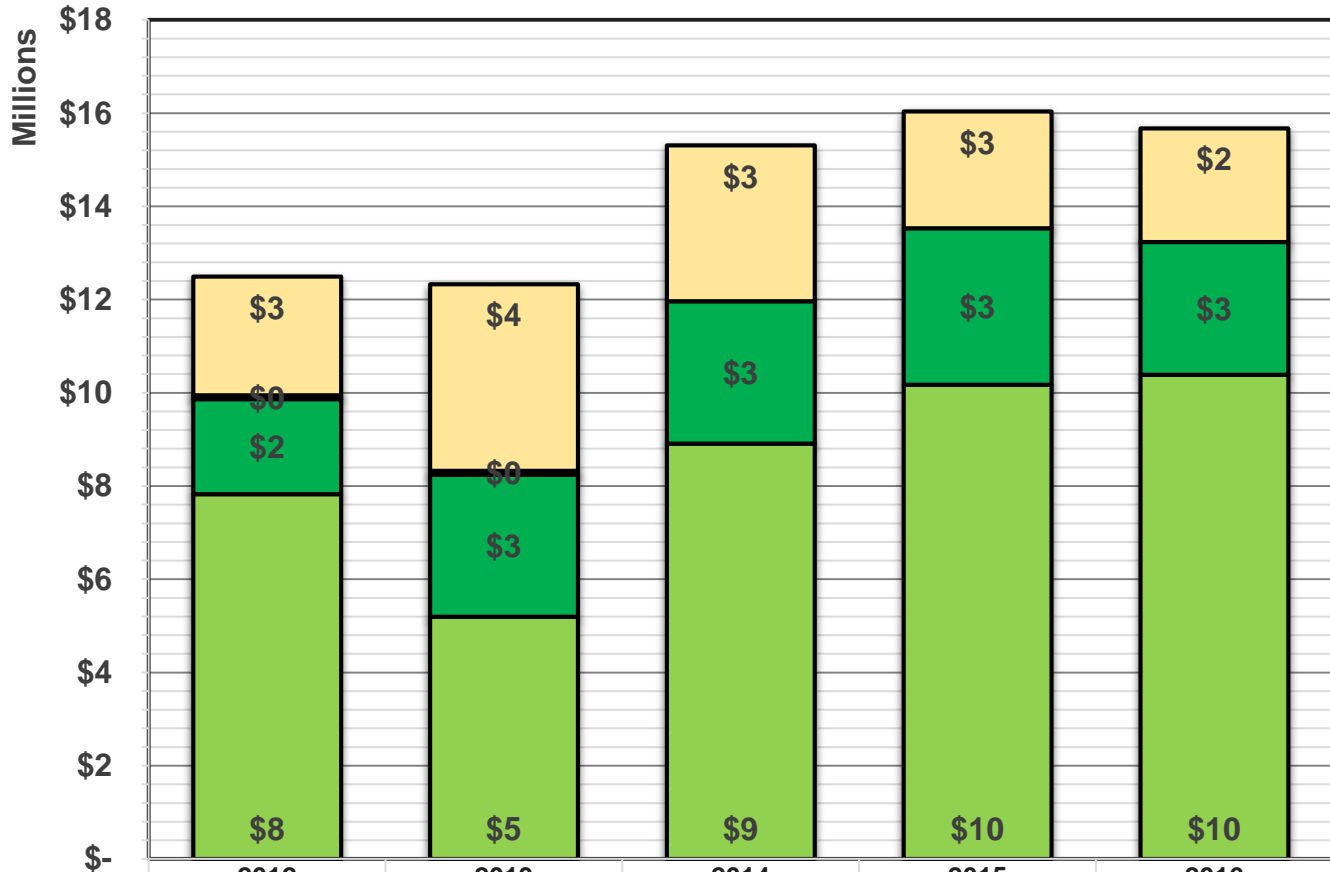
# College of Pharmacy Research Funding by Fiscal Year



# College of Public Health Research Funding by Fiscal Year



# College of Public Health Federal Funding by Fiscal Year

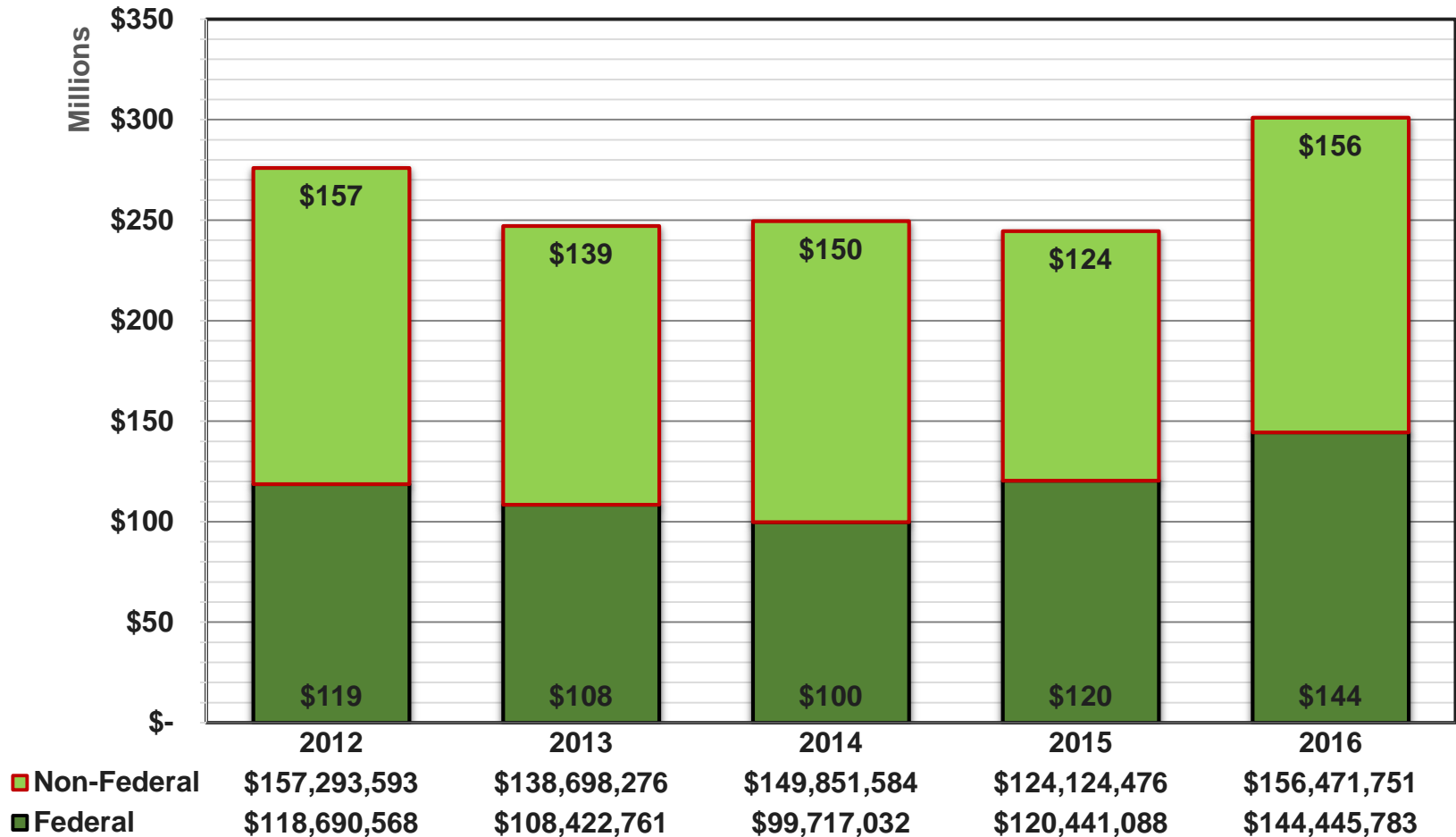


	2012	2013	2014	2015	2016
Other Federal Agencies	\$2,548,734	\$4,000,757	\$3,342,037	\$2,504,498	\$2,436,671
National Science Foundation	\$80,000	\$80,000			
National Institutes of Health	\$2,043,127	\$3,051,243	\$3,057,099	\$3,355,735	\$2,851,997
DHHS (Non-NIH)	\$7,821,524	\$5,195,525	\$8,907,757	\$10,174,877	\$10,383,609

# USF Health Summary

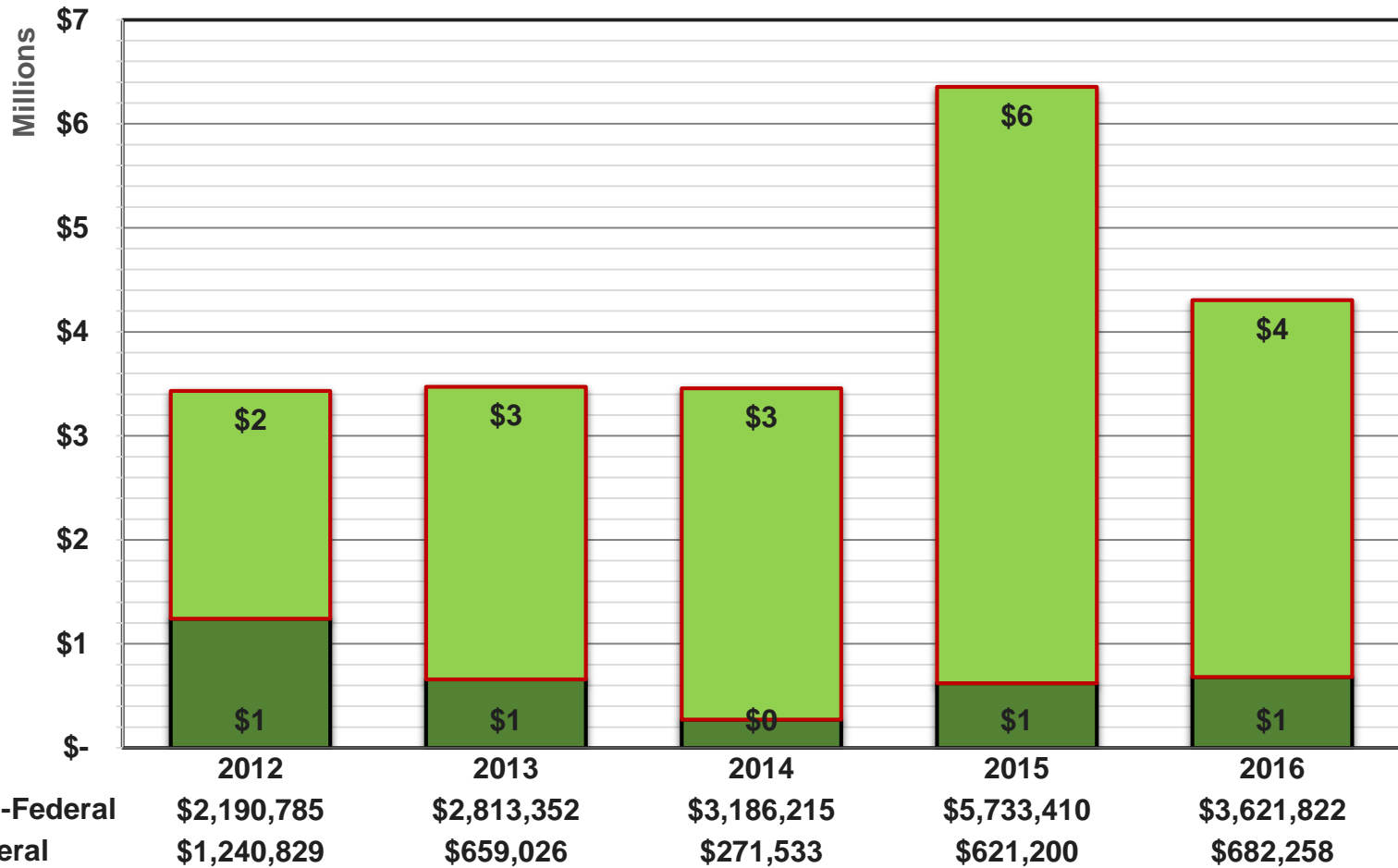
## Research Funding by Fiscal Year

Morsani College of Medicine  
 College of Nursing  
 College of Pharmacy  
 College of Public Health





# USF St. Petersburg Research Funding by Fiscal Year



# USF Sarasota/Manatee Research Funding by Fiscal Year

