

# Contract and Grant Data

## Fiscal Year 2017

**Paul R. Sanberg, Ph.D., D.Sc.**

Senior Vice President for Research, Innovation & Knowledge Enterprise

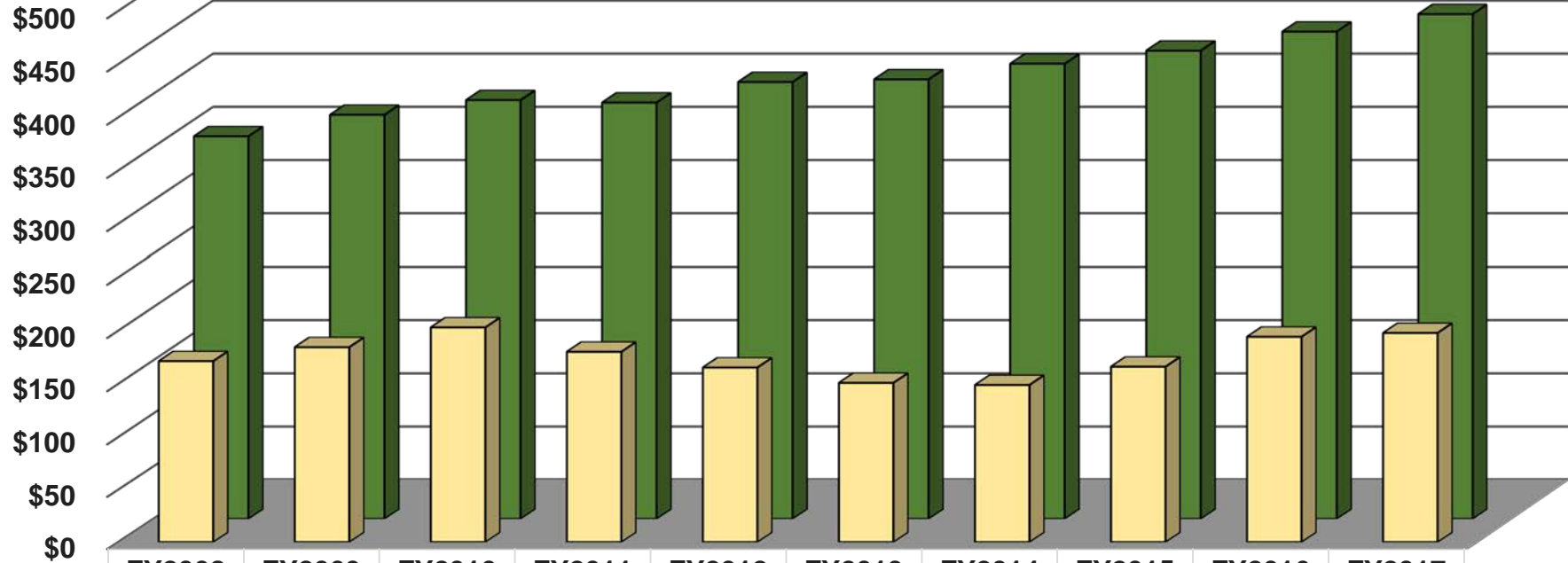
President, USF Research Foundation

Distinguished University Professor

# USF Research & Innovation

## 10 Year Research Funding History

Millions



	FY2008	FY2009	FY2010	FY2011	FY2012	FY2013	FY2014	FY2015	FY2016	FY2017
Federal	\$172	\$185	\$203	\$180	\$166	\$151	\$149	\$166	\$194	\$198
Total	\$360	\$380	\$394	\$392	\$411	\$414	\$428	\$441	\$459	\$475
Federal %	48%	48%	52%	46%	40%	37%	35%	38%	42%	42%

Source: Total research funding amounts include Project and Non-Project data from USF and all affiliates.

# College/Institution 5-Year Comparison

## Research Funding

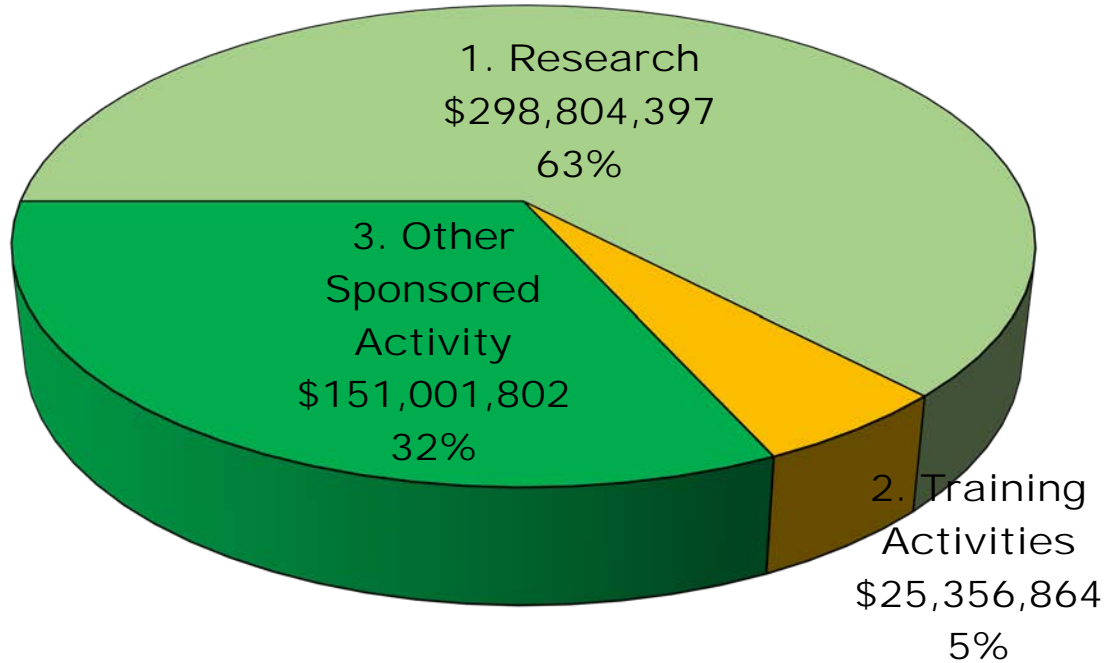
College/Institution	FY2013	FY2014	FY2015	FY2016	FY2017
College of Arts and Sciences	15,567,571	16,142,126	14,749,592	21,416,386	22,151,195
College of Behavioral and Community Sciences	24,914,371	27,387,369	30,689,037	33,367,233	24,140,587
College of Education	14,704,549	17,862,184	22,632,622	14,975,723	15,274,086
College of Engineering	55,726,727	66,169,531	73,320,765	38,189,526	45,088,515
College of Marine Science	11,738,377	13,609,296	16,051,471	17,015,671	18,396,178
College of The Arts	1,335,233	1,731,673	1,136,720	1,176,836	851,708
Muma College of Business	2,785,864	4,851,776	3,267,880	3,600,455	3,600,338
Patel College of Global Sustainability			10,000	50,115	166,000
USF Health-College of Nursing	4,410,397	5,384,682	2,624,392	4,603,491	3,119,991
USF Health-College of Pharmacy	830,258	682,020	998,881	1,590,815	1,749,626
USF Health-College of Public Health	18,640,248	26,271,925	25,075,350	23,030,377	25,785,913
USF Health-Morsani College of Medicine	223,240,134	217,229,989	215,866,942	271,692,851	288,574,820
USF Other Tampa Areas	36,136,747	25,267,266	25,550,516	23,300,069	19,862,325
USF Sarasota-Manatee	128,334	2,210,203	2,248,903	192,420	454,197
USF St. Petersburg	3,472,378	3,457,748	6,354,610	4,304,080	5,947,584
<b>Grand Total</b>	<b>413,631,188</b>	<b>428,257,788</b>	<b>440,577,680</b>	<b>458,506,047</b>	<b>475,163,063</b>

## Recovery of Facilities & Administrative Costs (Indirect Costs) Five Year Summary by College/Institution

College/Institution	FY2013	FY2014	FY2015	FY2016	FY2017
College of Arts and Sciences	3,880,409	3,649,159	2,959,743	3,615,839	3,936,372
College of Behavioral and Community Sciences	2,796,164	2,875,916	2,779,284	3,096,697	3,299,973
College of Education	825,699	898,602	1,173,058	1,012,163	980,299
College of Engineering	5,008,910	5,519,058	4,298,015	4,916,211	5,313,501
College of Marine Science	2,433,886	2,078,853	2,315,253	2,513,024	2,286,236
College of The Arts	194,099	147,012	34,256	39,199	25,417
Muma College of Business	215,517	279,862	243,239	258,287	186,429
Patel College of Global Sustainability	24,658	6,026	74,736	14,176	24,343
USF Health-College of Nursing	762,991	416,899	458,849	756,539	573,041
USF Health-College of Pharmacy	174,357	170,694	125,386	240,247	197,257
USF Health-College of Public Health	3,167,584	2,958,713	2,624,733	2,904,808	3,003,050
USF Health-Morsani College of Medicine	15,511,715	17,491,146	16,494,321	18,955,722	19,667,375
USF Other Tampa Areas	264,093	194,664	387,289	464,438	505,999
USF Sarasota/Manatee	9,799	0	7,681	13,449	14,100
USF St. Petersburg	274,350	229,657	209,419	408,478	621,383
<b>Total Indirect Costs</b>	<b>35,544,231</b>	<b>36,916,262</b>	<b>34,185,261</b>	<b>39,209,276</b>	<b>40,634,776</b>

# Funding by Project Type

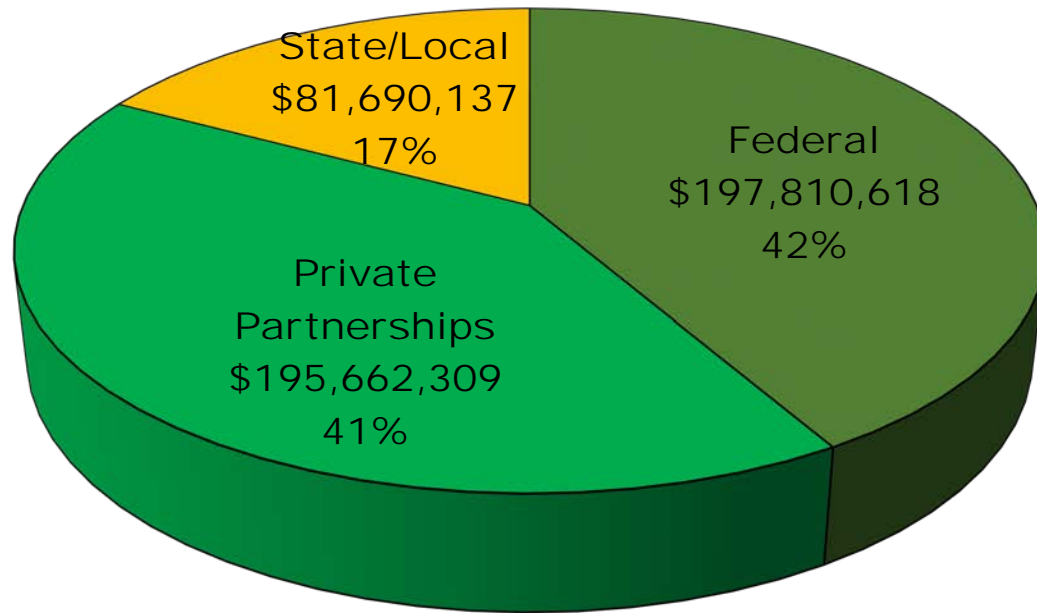
## USF and Affiliates – FY2017



<b>Research</b>	<b>Training</b>	<b>Other</b>	<b>Total</b>
<b>\$298.8</b>	<b>\$25.4</b>	<b>\$151.0</b>	<b>\$475.2</b>

# Research Funding by Funding Type

## USF and Affiliates – FY2017



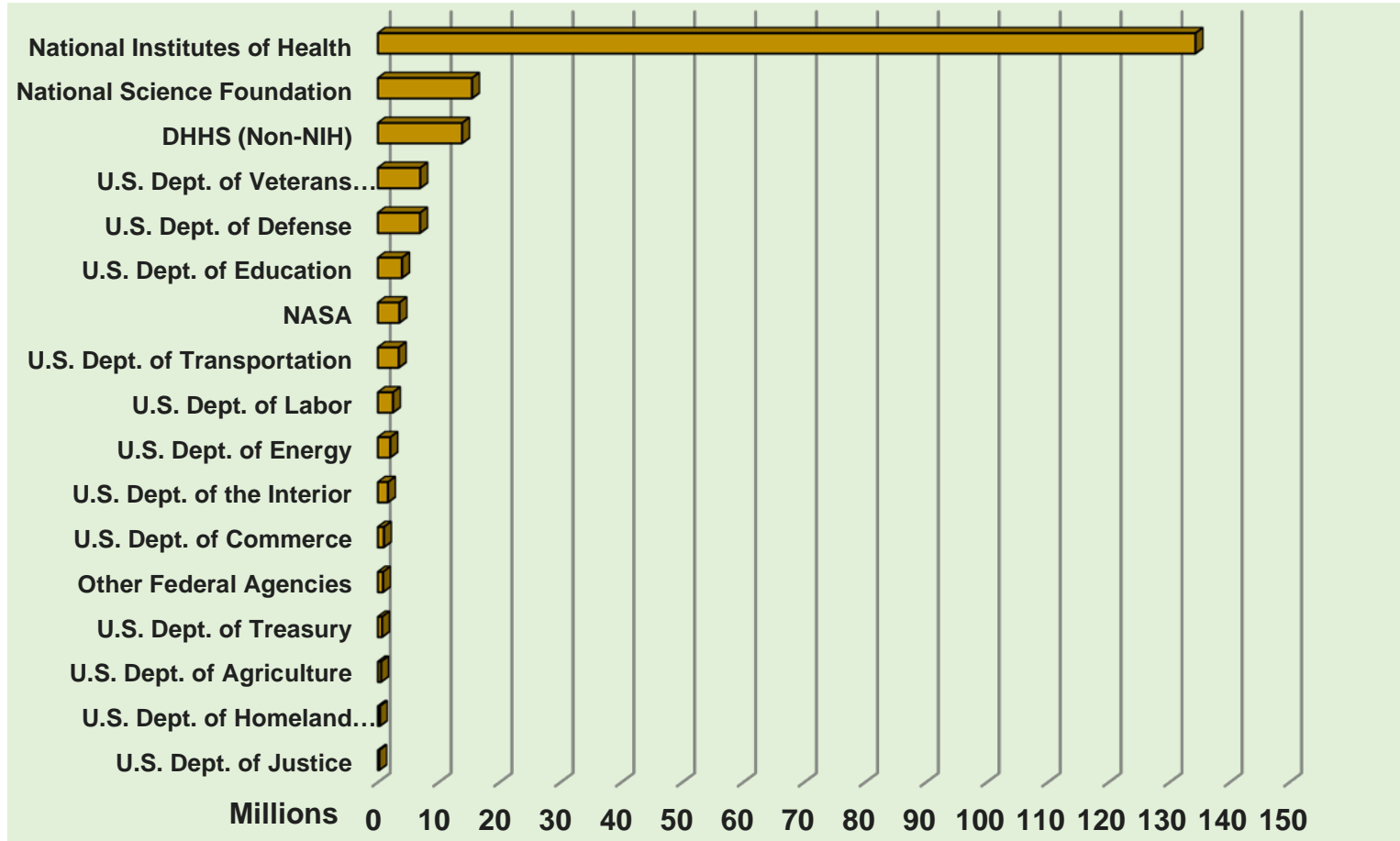
Federal	State	Private	Total
\$197.8	\$81.7	\$195.7	\$475.2

# Federal Agency Funding 5-year Comparison

Federal Agency	FY2013	FY2014	FY2015	FY2016	FY2017
DHHS (Non-NIH)	12,337,389	14,513,653	15,664,625	12,594,615	13,810,228
NASA	1,501,963	1,394,643	3,685,196	2,674,332	3,515,974
National Institutes of Health	91,701,966	86,961,801	108,245,742	131,764,344	134,228,832
National Science Foundation	10,601,817	13,297,702	11,469,341	15,511,820	15,434,757
Other Federal Agencies	356,334	1,200,713	1,097,383	594,471	825,124
U.S. Dept. of Agriculture	94,000	330,737	687,633	474,407	512,261
U.S. Dept. of Commerce	1,017,586	502,374	260,047	811,532	967,706
U.S. Dept. of Defense	5,724,151	7,926,109	5,942,129	4,054,957	6,911,891
U.S. Dept. of Education	4,464,285	2,631,973	4,223,735	3,821,351	3,946,978
U.S. Dept. of Energy	1,922,986	2,008,431	2,518,122	1,075,386	2,019,389
U.S. Dept. of Homeland Security			488,977	460,149	316,375
U.S. Dept. of Justice	391,008	970,335		848,300	210,256
U.S. Dept. of Labor	2,665,700	2,316,500	2,316,500	2,316,500	2,456,500
U.S. Dept. of the Interior	1,527,071	1,789,659	1,663,118	2,014,633	1,639,859
U.S. Dept. of Transportation	5,864,685	2,628,139	3,571,133	3,500,135	3,409,692
U.S. Dept. of Treasury				4,036,238	670,855
U.S. Dept. of Veterans Affairs	10,953,388	10,629,374	4,474,298	7,828,108	6,933,940
<b>Grand Total</b>	<b>151,124,329</b>	<b>149,102,143</b>	<b>166,307,979</b>	<b>194,381,278</b>	<b>197,810,618</b>

# Primary Sources of Federal Funding

## USF and Affiliates – FY2017





## Five Year Federal Funding by College/Institution

College/Institution	FY2013	FY2014	FY2015	FY2016	FY2017
College of Arts and Sciences	11,718,011	12,034,108	10,129,268	15,337,596	14,907,955
College of Behavioral and Community Sciences	9,339,612	12,575,472	7,091,362	6,098,158	4,058,924
College of Education	1,622,898	2,474,515	2,977,699	2,891,336	2,527,874
College of Engineering	12,546,673	10,109,404	12,689,662	12,090,176	13,842,955
College of Marine Science	3,657,916	5,499,177	5,749,631	5,855,592	6,681,894
College of The Arts	75,000	49,986	70,000	20,000	40,000
Muma College of Business	323,735	1,124,458	329,806	327,332	135,140
USF Health-College of Nursing	3,586,986	2,974,532	2,112,525	4,235,754	2,861,591
USF Health-College of Pharmacy	422,813	406,564	416,509	464,237	843,420
USF Health-College of Public Health	12,327,525	15,306,893	16,035,110	15,672,277	18,506,197
USF Health-Morsani College of Medicine	92,085,437	81,029,043	101,876,944	124,073,515	127,460,422
USF Other Tampa Areas	2,758,697	5,246,458	6,208,263	6,583,664	4,747,166
USF Sarasota-Manatee				49,383	45,197
USF St. Petersburg	659,026	271,533	621,200	682,258	1,151,884
<b>Grand Total</b>	<b>151,124,329</b>	<b>149,102,143</b>	<b>166,307,979</b>	<b>194,381,278</b>	<b>197,810,618</b>

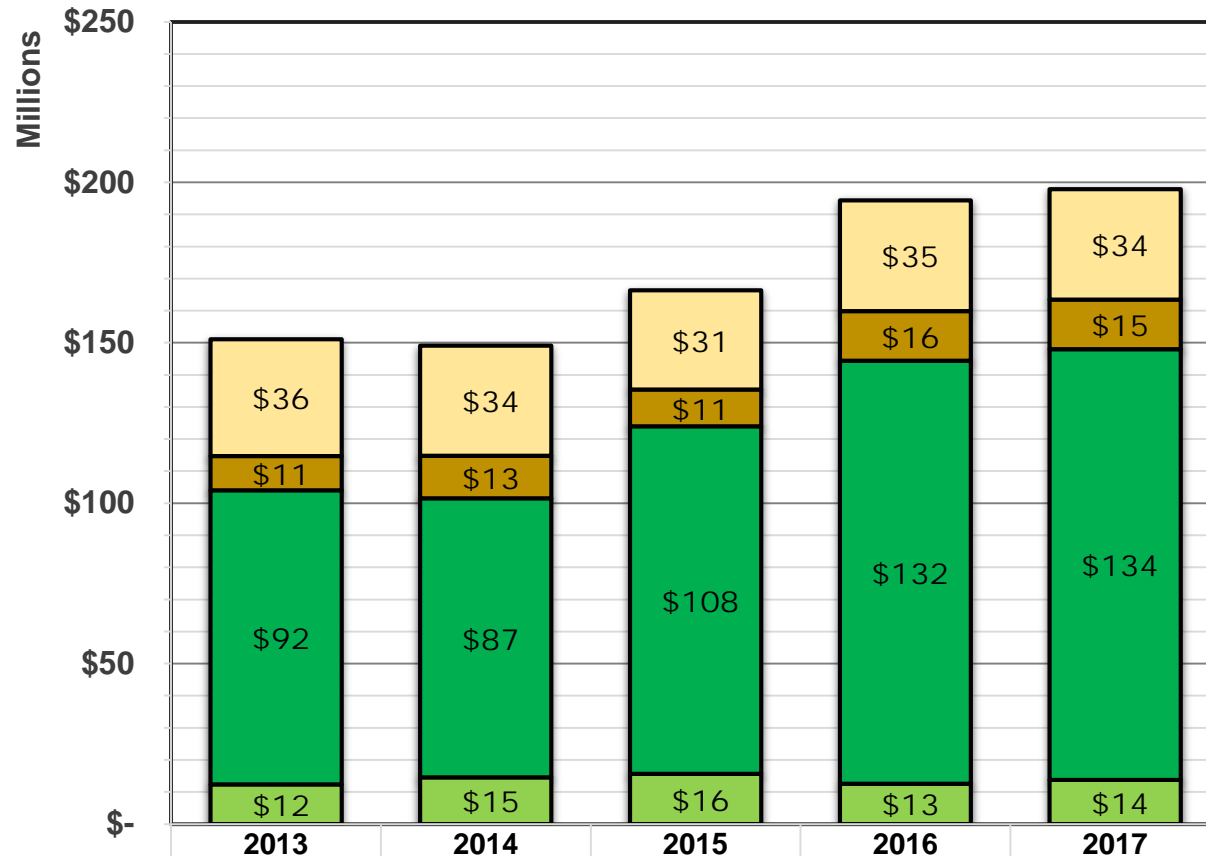
# NIH Funding by College/Institution

College/Institution	FY2013	FY2014	FY2015	FY2016	FY2017
College of Arts and Sciences	2,266,381	2,843,873	2,229,747	4,763,769	6,344,349
College of Behavioral and Community Sciences	2,933,614	5,094,119	2,554,587	2,961,059	1,767,935
College of Education	56,063	18,687	72,508		
College of Engineering	993,753	1,208,001	1,058,339	1,806,471	2,343,342
USF Health-College of Nursing	1,681,507	1,217,075	1,448,513	2,205,086	984,164
USF Health-College of Pharmacy	422,813	406,564	416,509	378,584	714,621
USF Health-College of Public Health	3,051,243	3,057,099	3,355,735	2,851,997	4,882,773
USF Health-Morsani College of Medicine	80,296,592	72,382,102	96,365,932	115,713,112	116,592,477
USF Other Tampa Areas		734,281	743,872	469,008	
USF St. Petersburg				615,258	599,172
<b>Grand Total</b>	<b>91,701,966</b>	<b>86,961,801</b>	<b>108,245,742</b>	<b>131,764,344</b>	<b>134,228,832</b>

# NSF Funding by College/Institution

College/Institution	FY2013	FY2014	FY2015	FY2016	FY2017
College of Arts and Sciences	4,674,506	4,818,162	2,919,958	6,334,120	5,347,346
College of Education	65,671	1,264,486	603,309	1,050,296	1,012,680
College of Engineering	4,254,772	3,851,047	5,035,004	5,379,102	6,045,562
College of Marine Science	880,223	2,644,515	1,457,940	1,332,819	1,707,990
College of The Arts			50,000		
Muma College of Business		15,684	329,806	268,389	105,140
USF Health-College of Nursing				50,000	50,000
USF Health-College of Public Health	80,000				
USF Health-Morsani College of Medicine	200,000	200,000	365,606	242,534	82,708
USF Other Tampa Areas	371,514	434,306	683,769	755,177	1,038,134
USF Sarasota-Manatee				49,383	45,197
USF St. Petersburg	75,131	69,502	23,949	50,000	
<b>Grand Total</b>	<b>10,601,817</b>	<b>13,297,702</b>	<b>11,469,341</b>	<b>15,511,820</b>	<b>15,434,757</b>

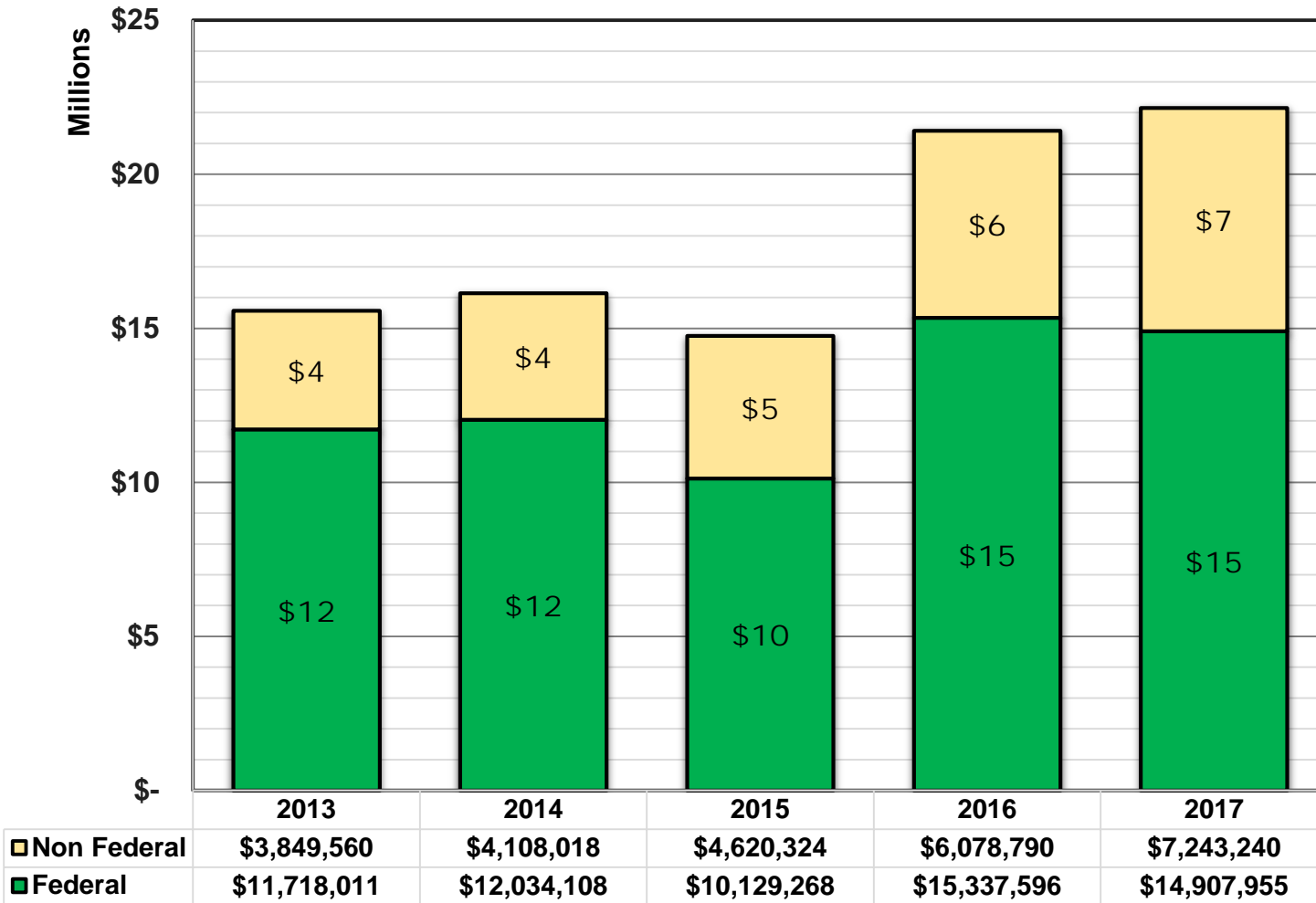
# USF All Colleges/Campuses Federal Funding by Fiscal Year



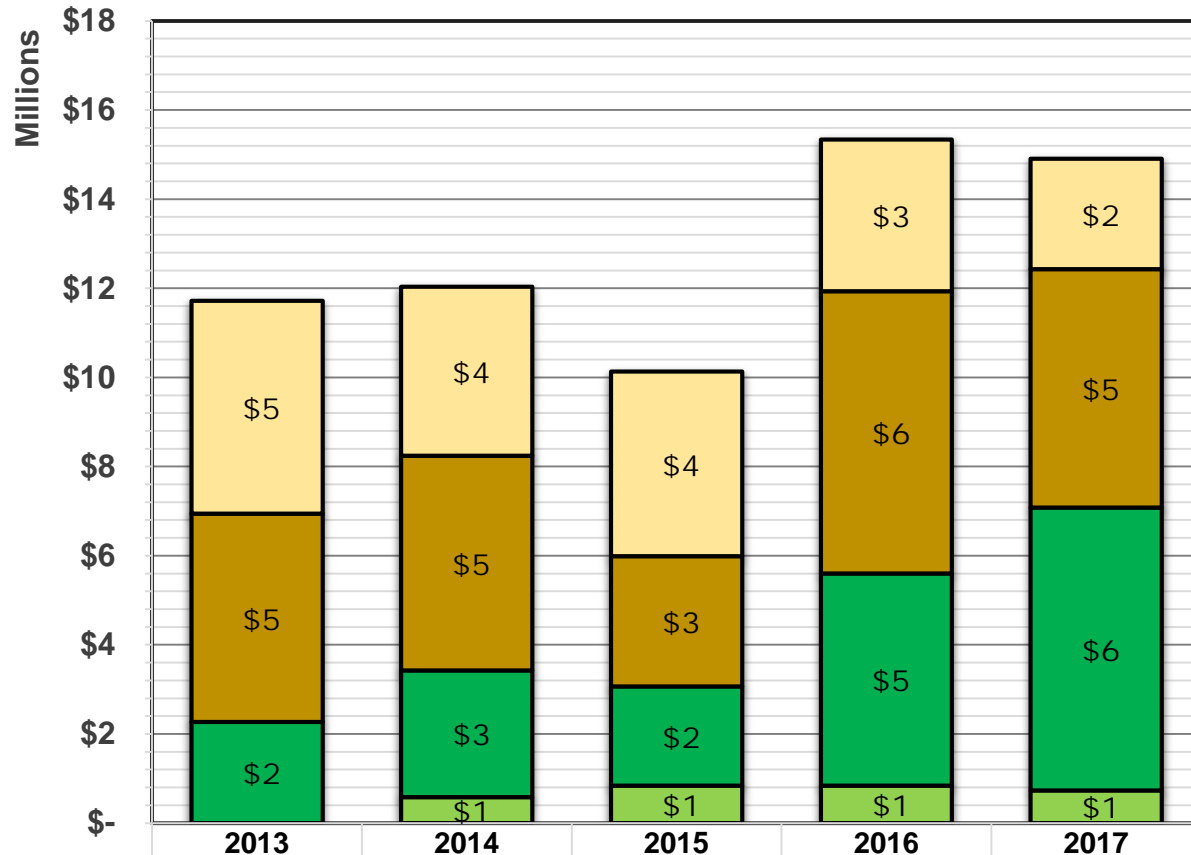
	2013	2014	2015	2016	2017
Other Federal Agencies	\$36,483,157	\$34,328,987	\$30,928,271	\$34,510,499	\$34,336,800
National Science Foundation	\$10,601,817	\$13,297,702	\$11,469,341	\$15,511,820	\$15,434,757
National Institutes of Health	\$91,701,966	\$86,961,801	\$108,245,742	\$131,764,344	\$134,228,832
DHHS (Non-NIH)	\$12,337,389	\$14,513,653	\$15,664,625	\$12,594,615	\$13,810,228

# College of Arts & Sciences

## Research Funding by Fiscal Year



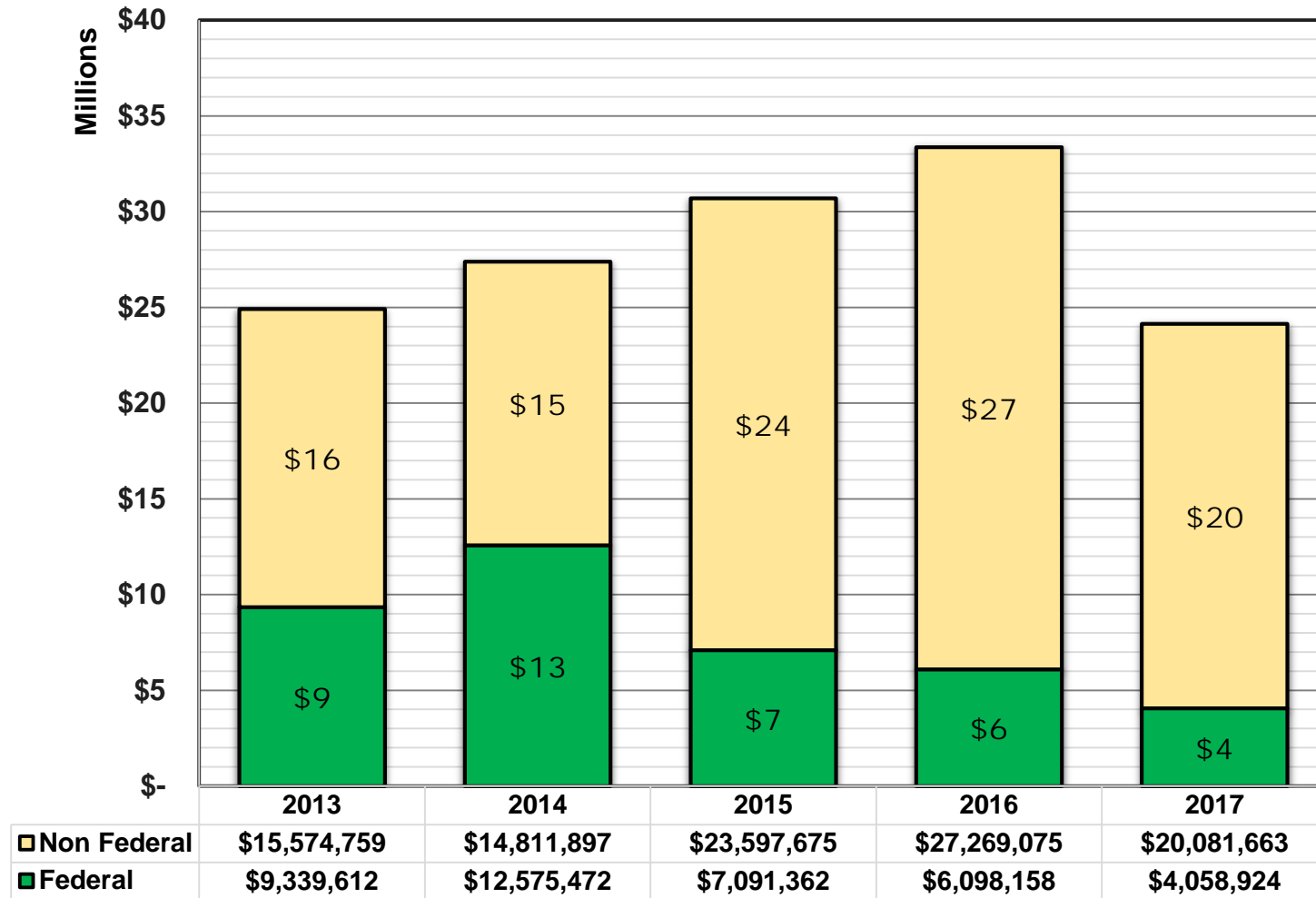
# College of Arts & Sciences Federal Funding by Fiscal Year



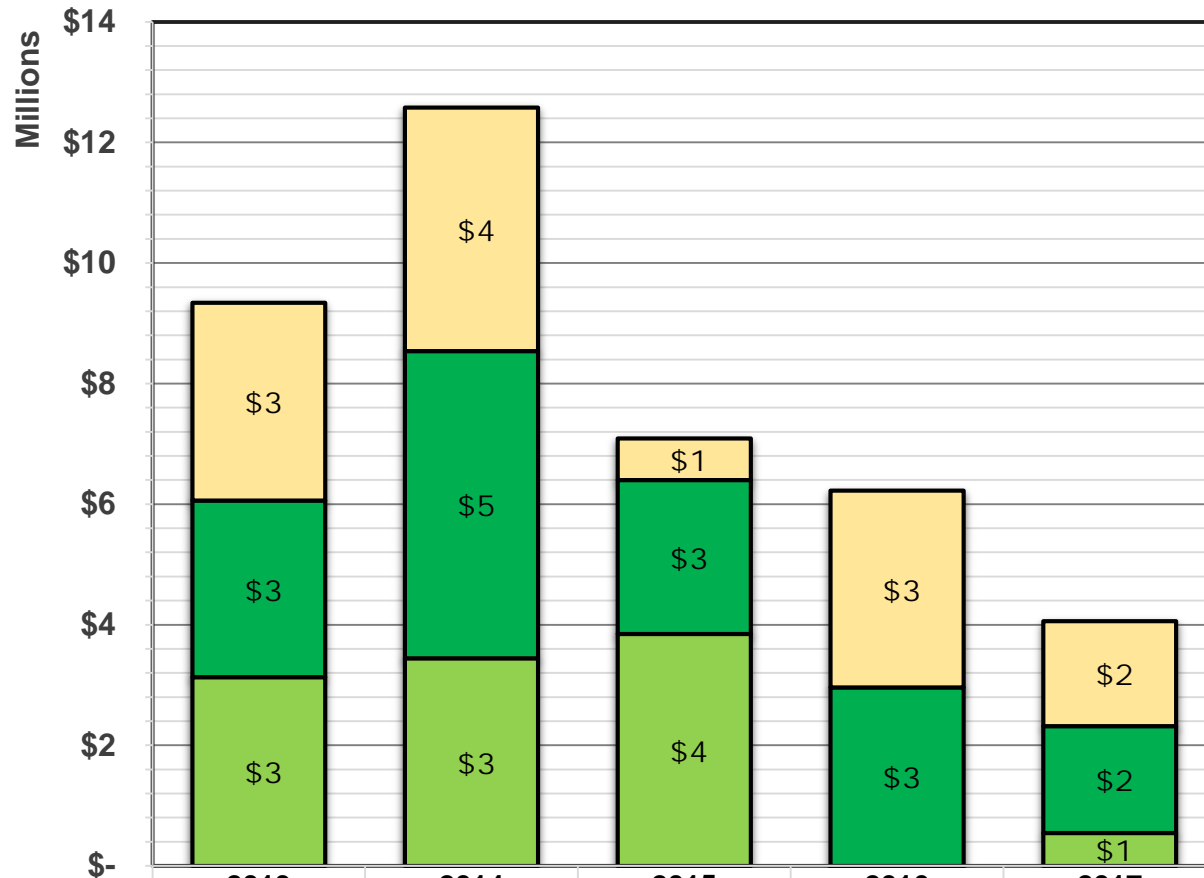
	2013	2014	2015	2016	2017
Other Federal Agencies	\$4,777,124	\$3,790,073	\$4,141,563	\$3,401,707	\$2,480,260
National Science Foundation	\$4,674,506	\$4,818,162	\$2,919,958	\$6,334,120	\$5,347,346
National Institutes of Health	\$2,266,381	\$2,843,873	\$2,229,747	\$4,763,769	\$6,344,349
DHHS (Non-NIH)		\$582,000	\$838,000	\$838,000	\$736,000

# College of Behavioral and Community Sciences

## Research Funding by Fiscal Year



# College of Behavioral and Community Sciences Federal Funding by Fiscal Year

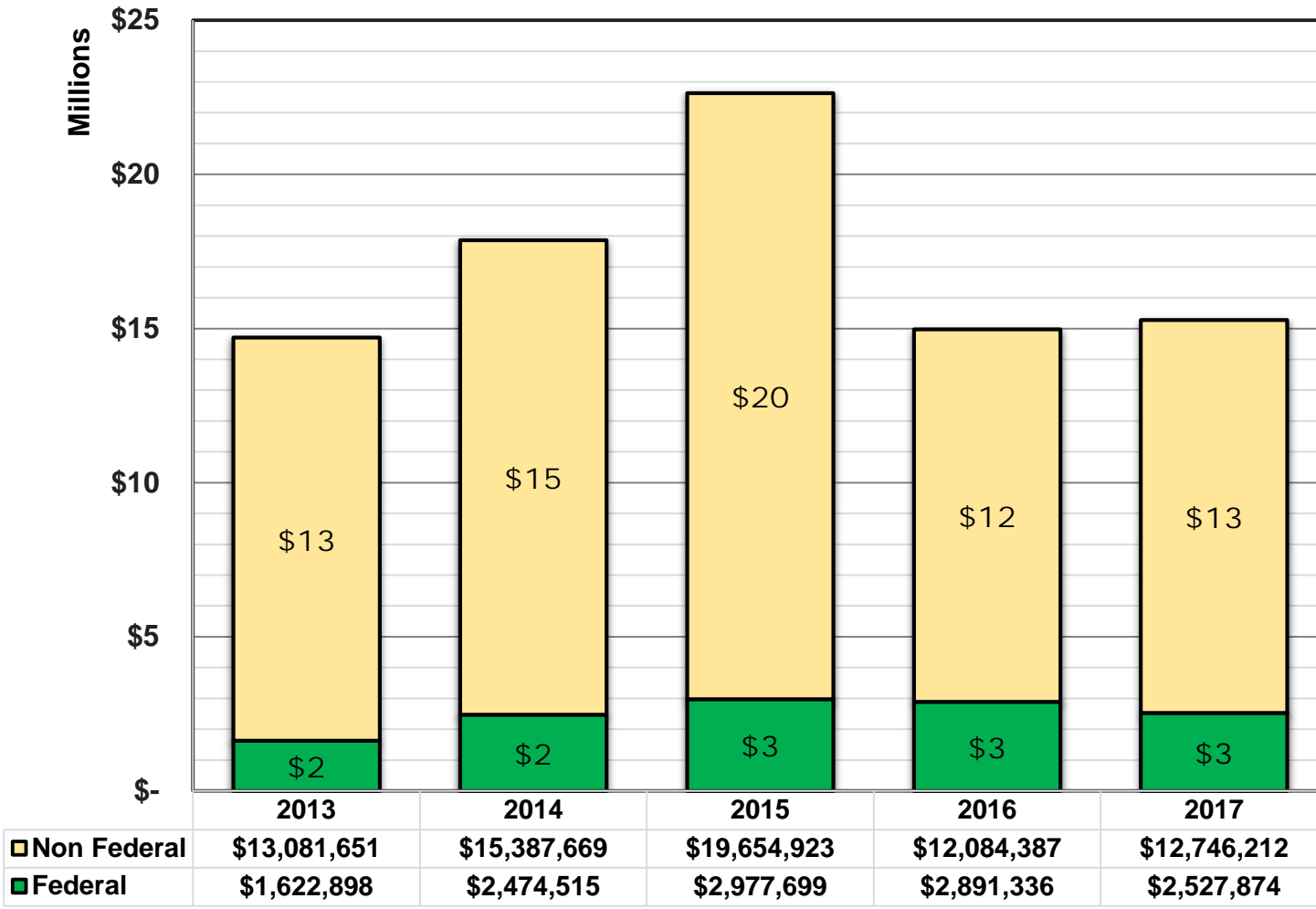


	2013	2014	2015	2016	2017
Other Federal Agencies	\$3,278,967	\$4,039,411	\$691,219	\$3,264,545	\$1,743,989
National Institutes of Health	\$2,933,614	\$5,094,119	\$2,554,587	\$2,961,059	\$1,767,935
DHHS (Non-NIH)	\$3,127,031	\$3,441,942	\$3,845,556	\$(127,446)	\$547,000

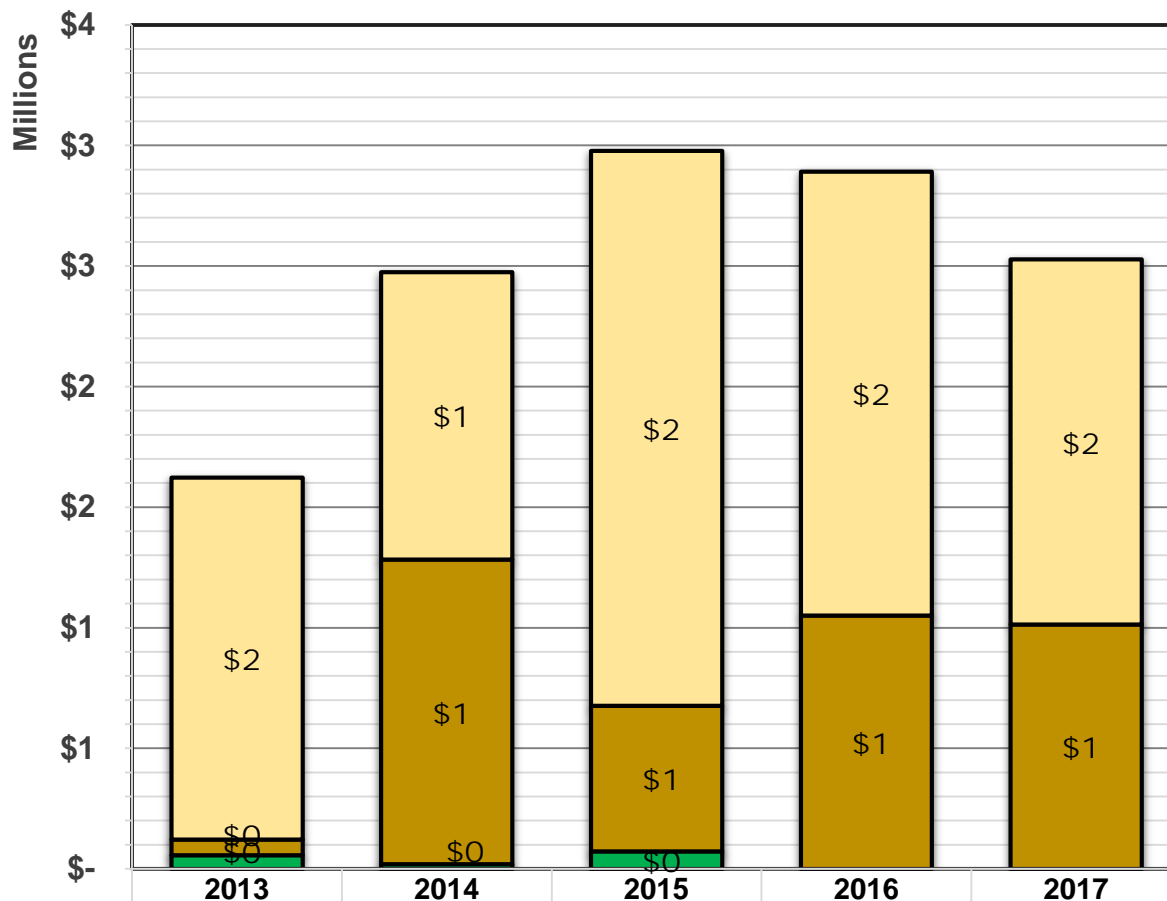


# College of Education

## Research Funding by Fiscal Year

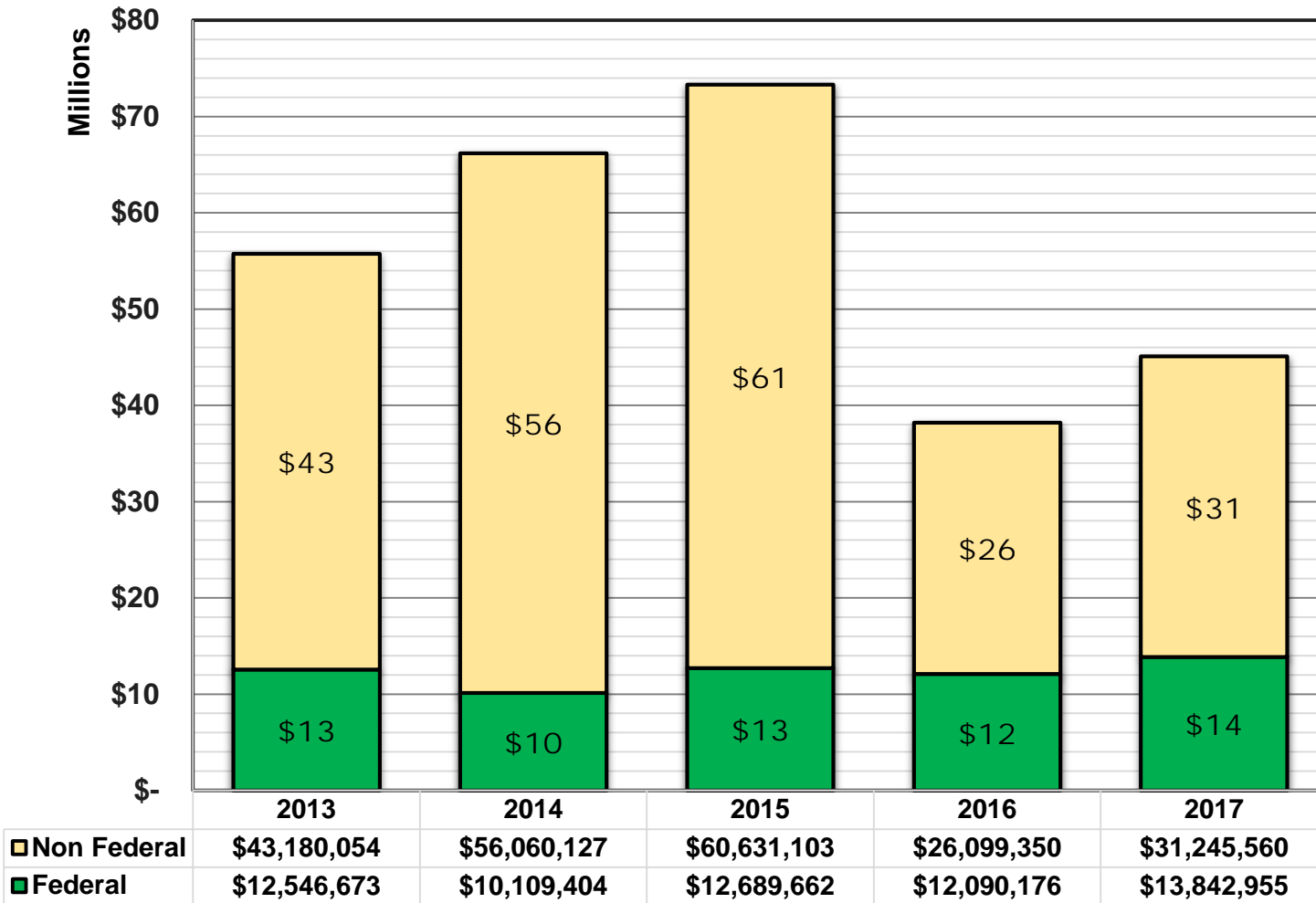


# College of Education Federal Funding by Fiscal Year



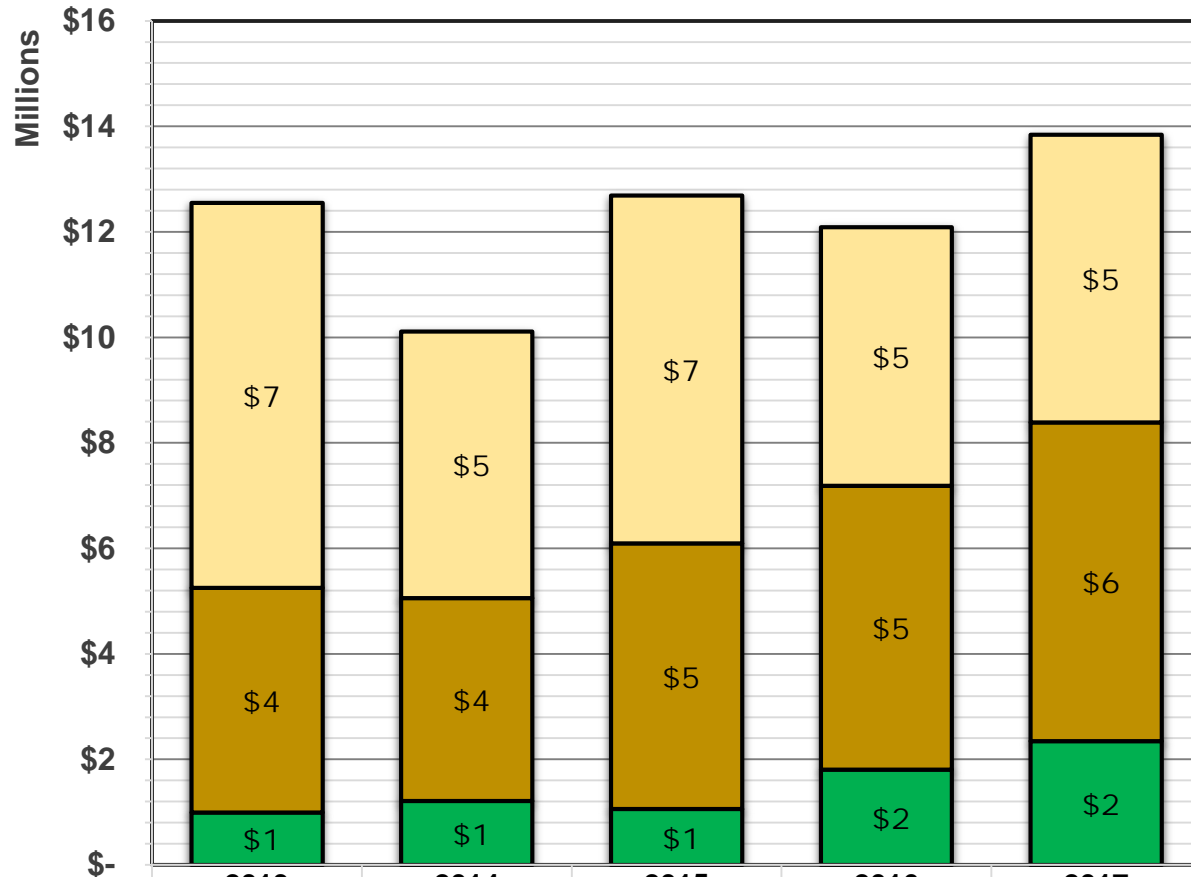
	2013	2014	2015	2016	2017
Other Federal Agencies	\$1,501,164	\$1,191,342	\$2,301,882	\$1,841,040	\$1,515,194
National Science Foundation	\$65,671	\$1,264,486	\$603,309	\$1,050,296	\$1,012,680
National Institutes of Health	\$56,063	\$18,687	\$72,508		

# College of Engineering Research Funding by Fiscal Year



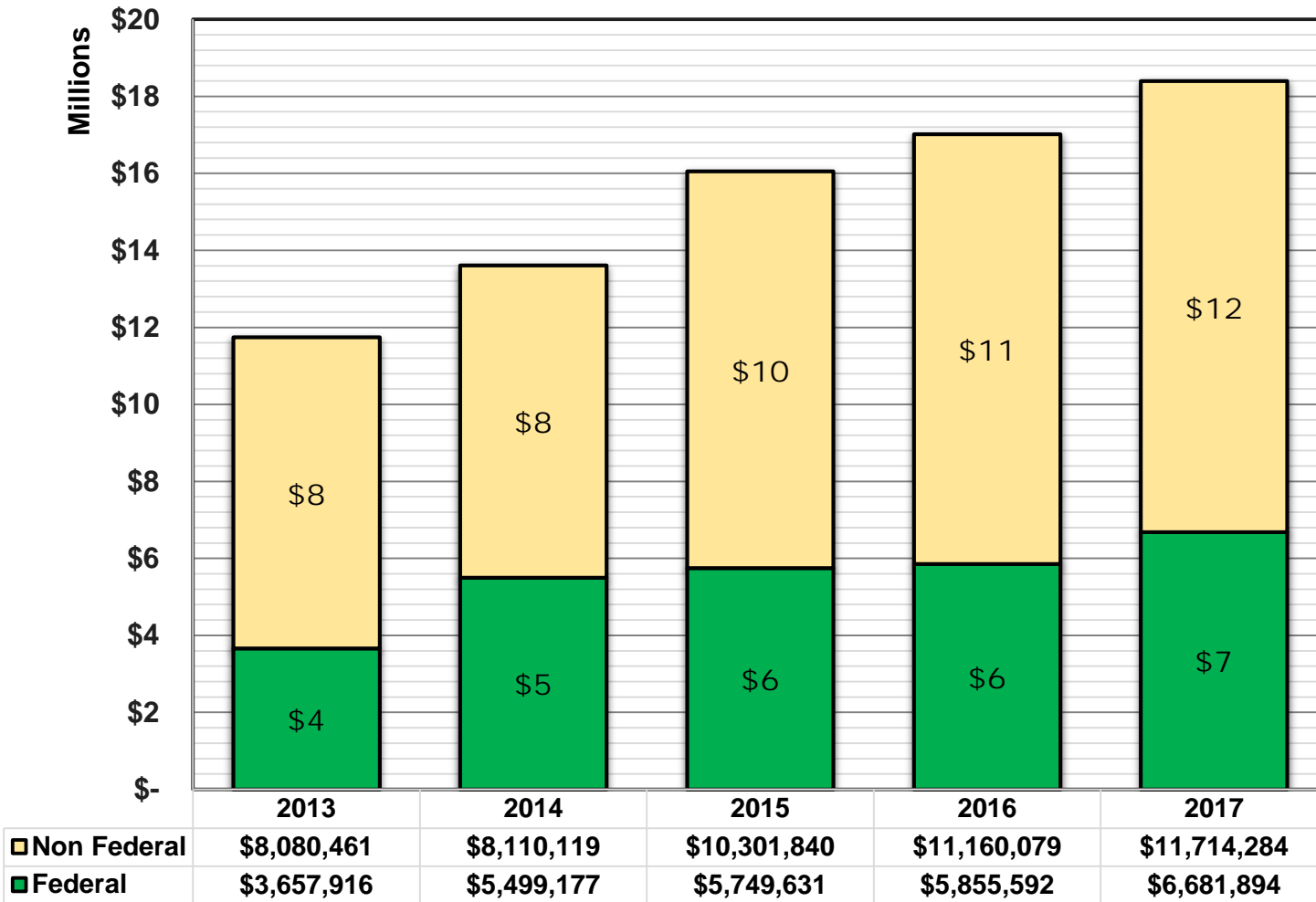
# College of Engineering

## Federal Funding by Fiscal Year

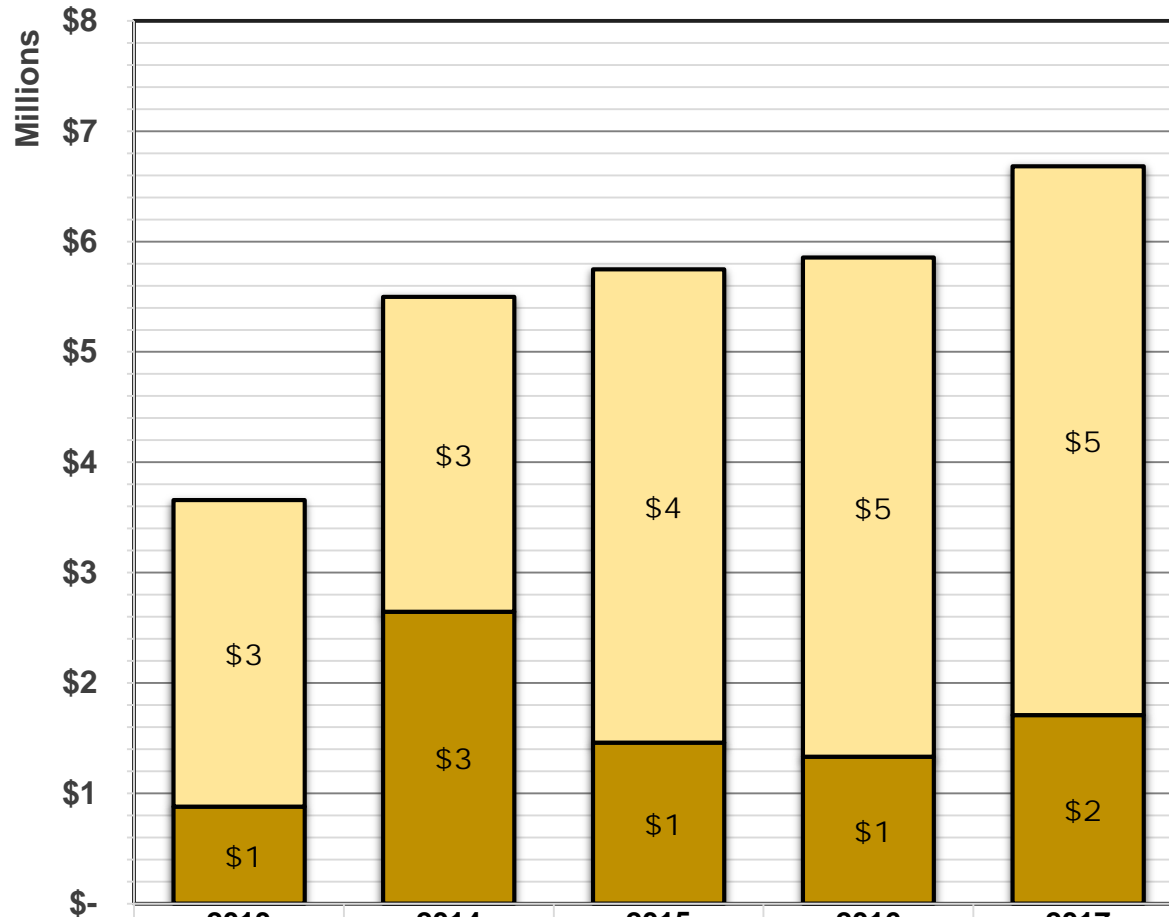


	2013	2014	2015	2016	2017
Other Federal Agencies	\$7,298,148	\$5,050,356	\$6,596,319	\$4,904,603	\$5,454,051
National Science Foundation	\$4,254,772	\$3,851,047	\$5,035,004	\$5,379,102	\$6,045,562
National Institutes of Health	\$993,753	\$1,208,001	\$1,058,339	\$1,806,471	\$2,343,342

# College of Marine Science Research Funding by Fiscal Year



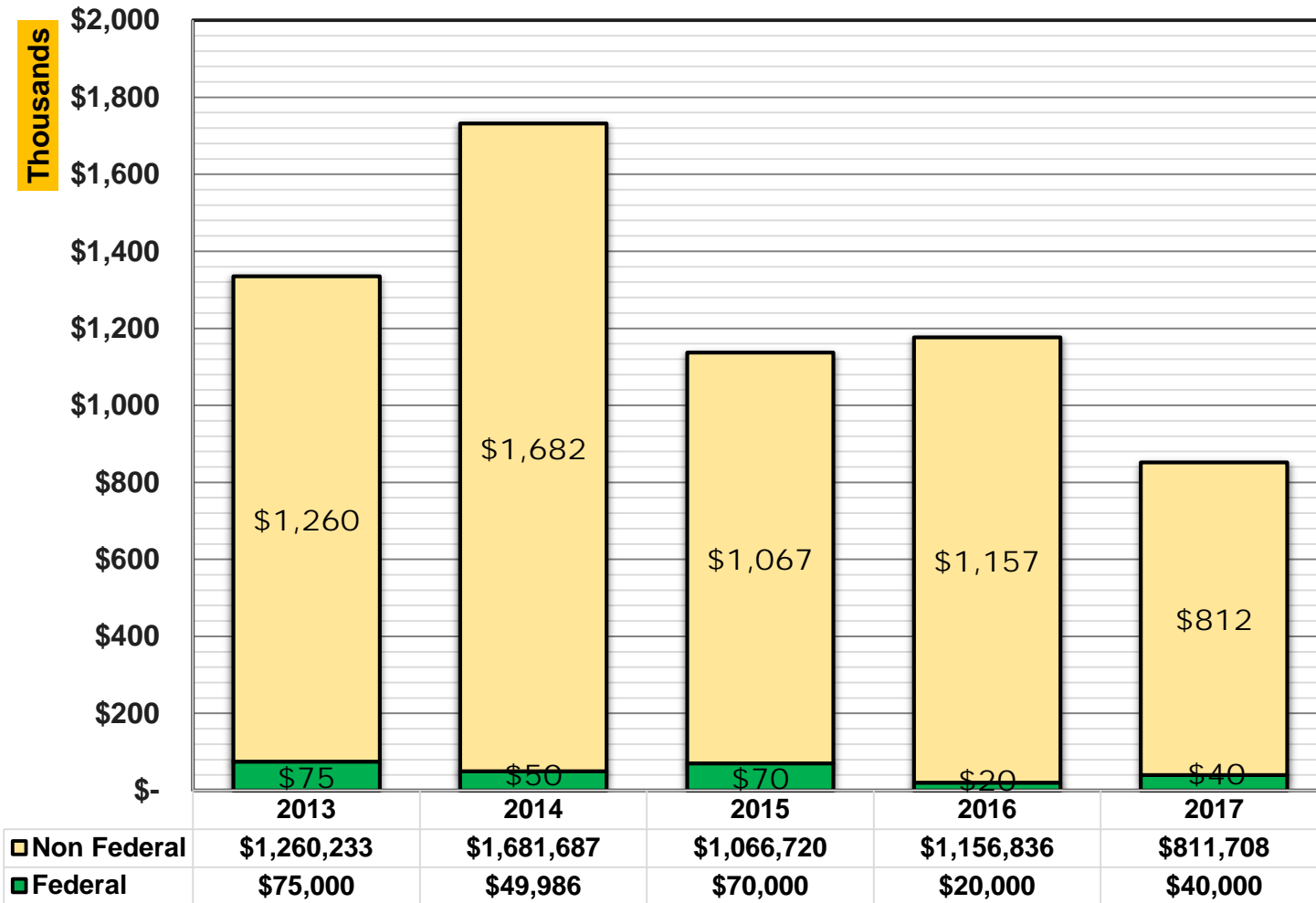
# College of Marine Science Federal Funding by Fiscal Year



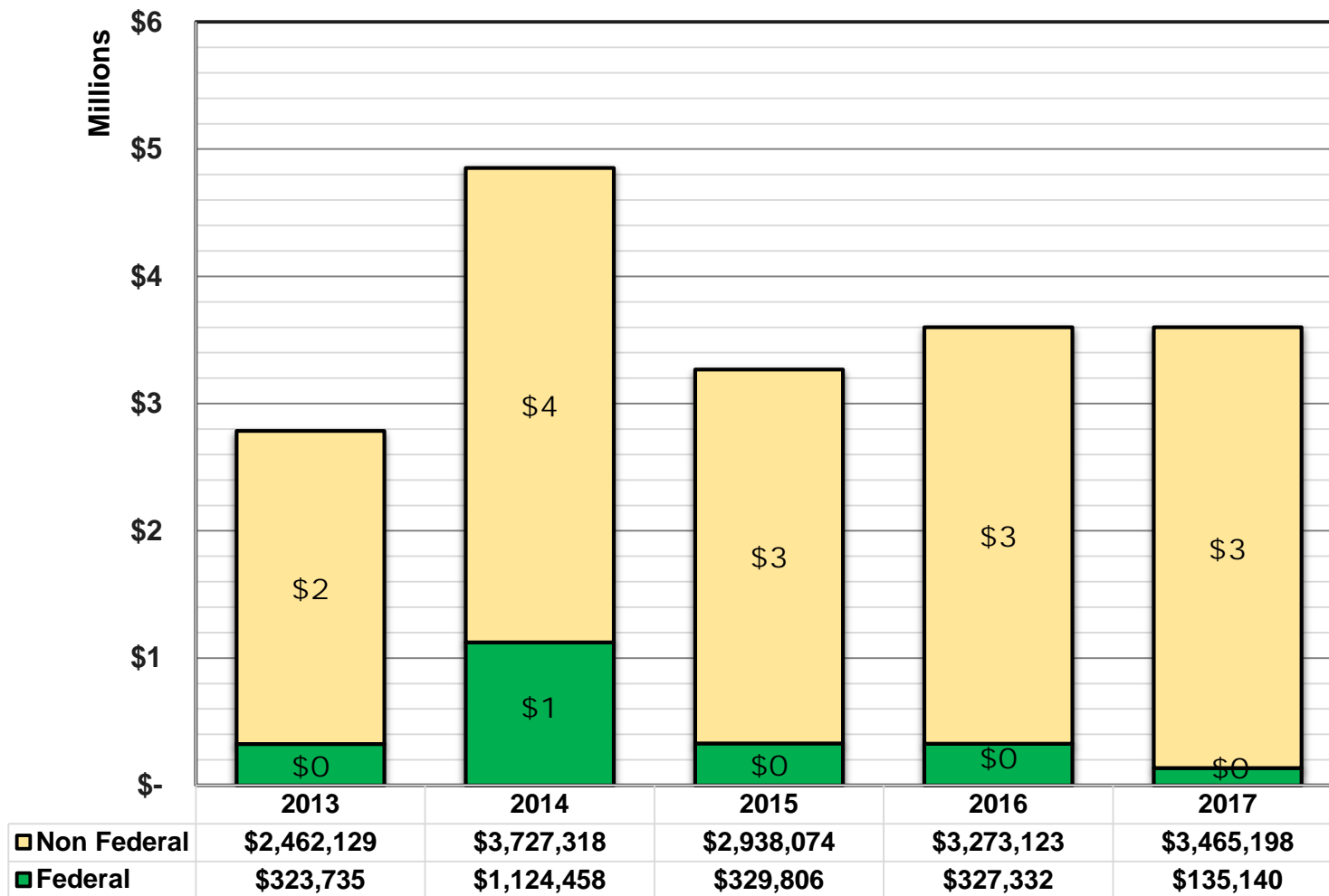
	2013	2014	2015	2016	2017
Other Federal Agencies	\$2,777,693	\$2,854,662	\$4,291,691	\$4,522,773	\$4,973,904
National Science Foundation	\$880,223	\$2,644,515	\$1,457,940	\$1,332,819	\$1,707,990

# College of The Arts

## Research Funding by Fiscal Year



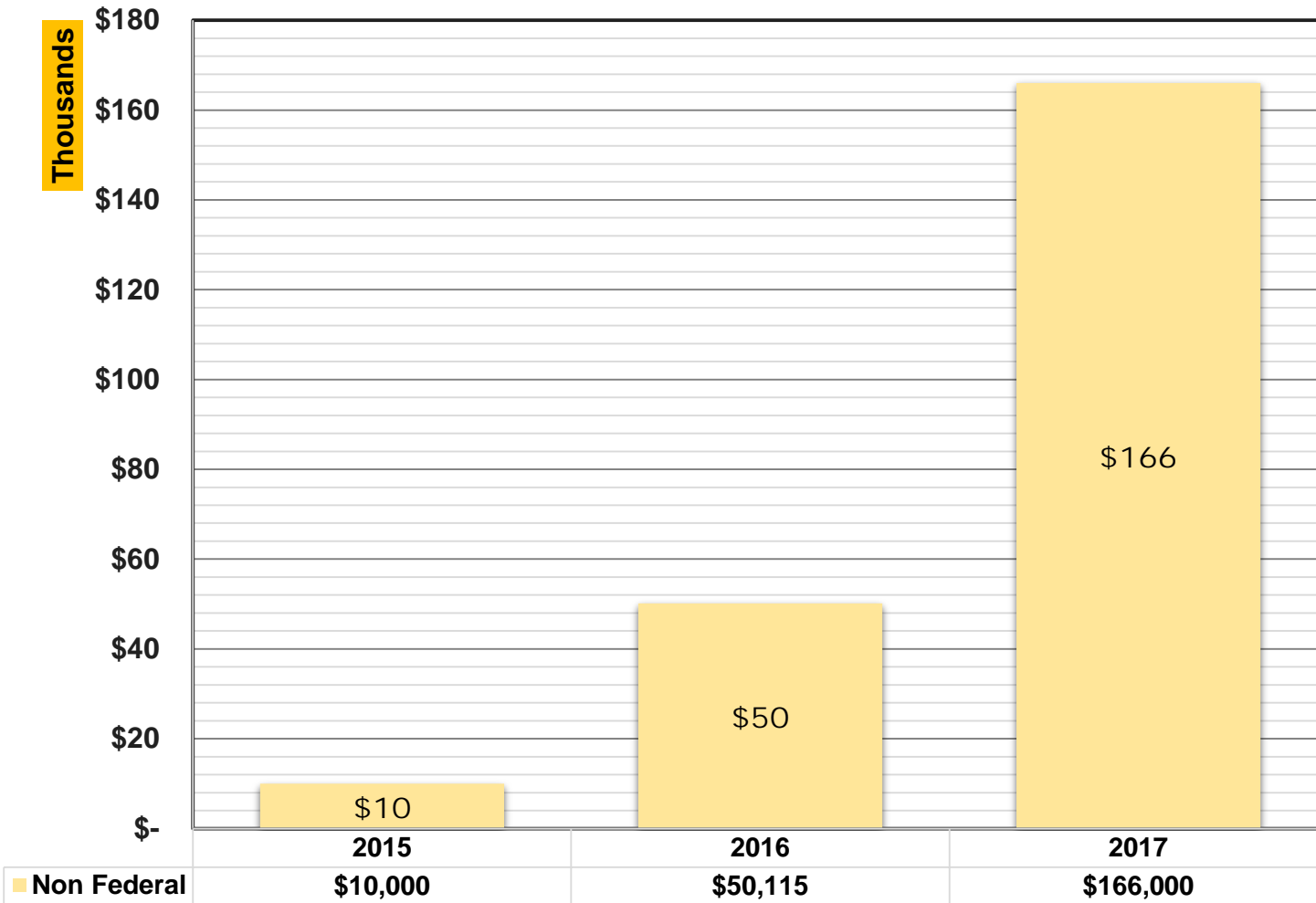
# Muma College of Business Research Funding by Fiscal Year





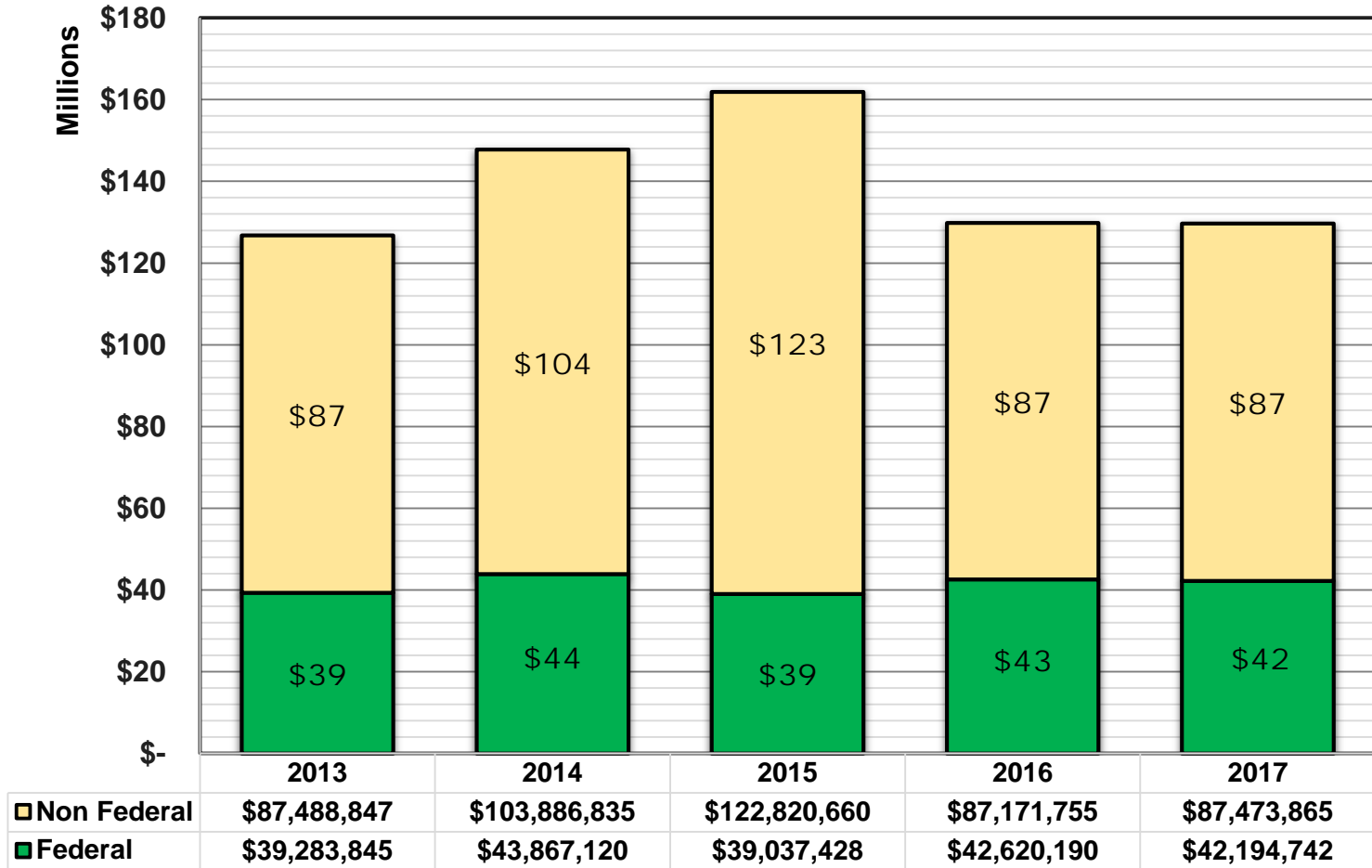
# Patel College of Global Sustainability

## Research Funding by Fiscal Year

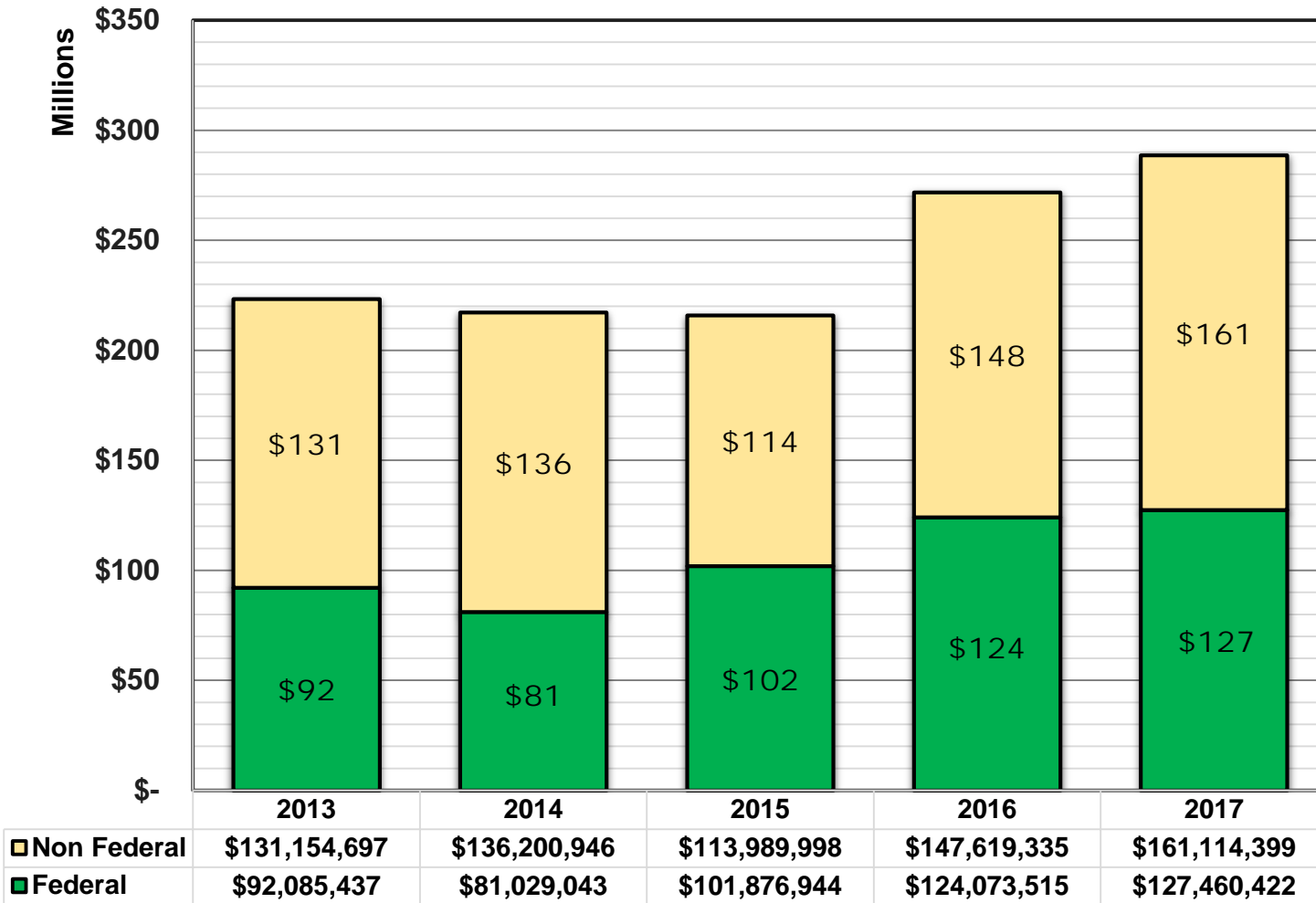


# Tampa Academic Colleges Research Funding by Fiscal Year

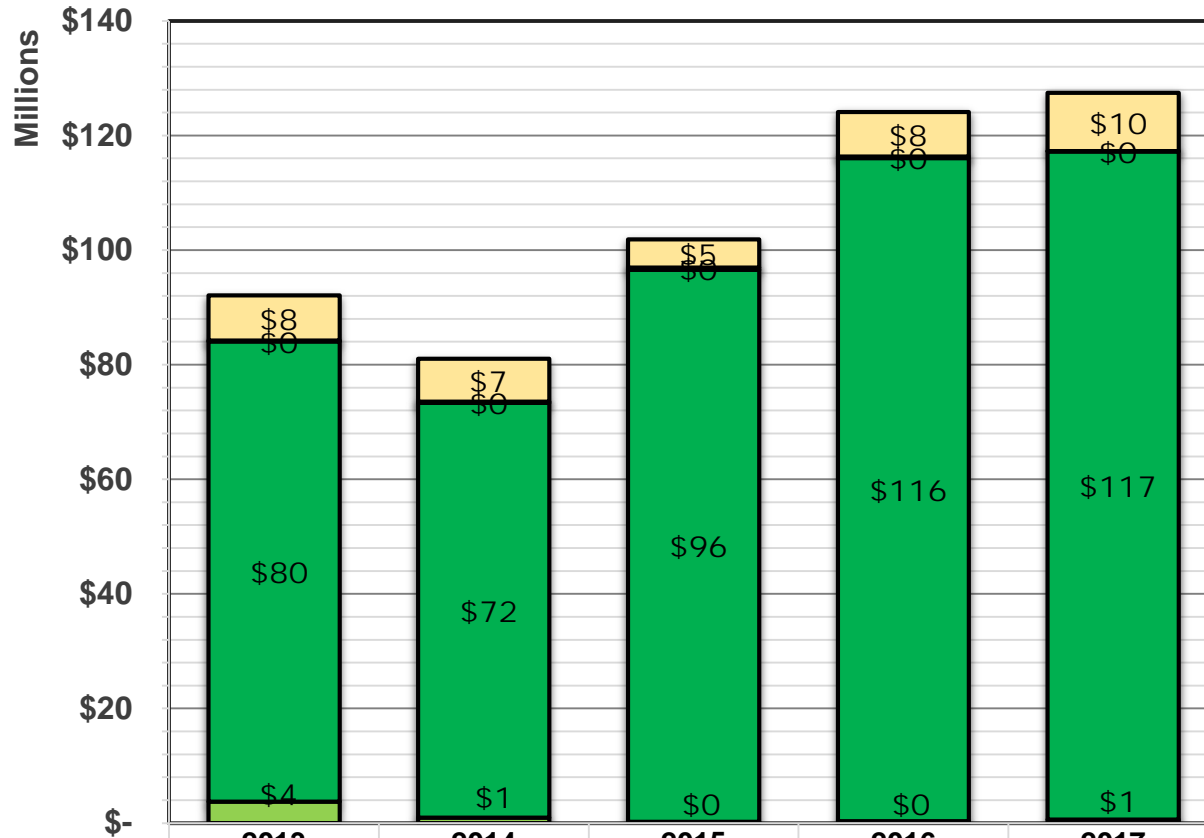
College of Arts & Sciences  
College of Behavioral and Community Sciences  
College of Education  
College of Engineering  
College of Marine Science  
College of The Arts  
Muma College of Business  
Patel College of Global Sustainability



# Morsani College of Medicine Research Funding by Fiscal Year

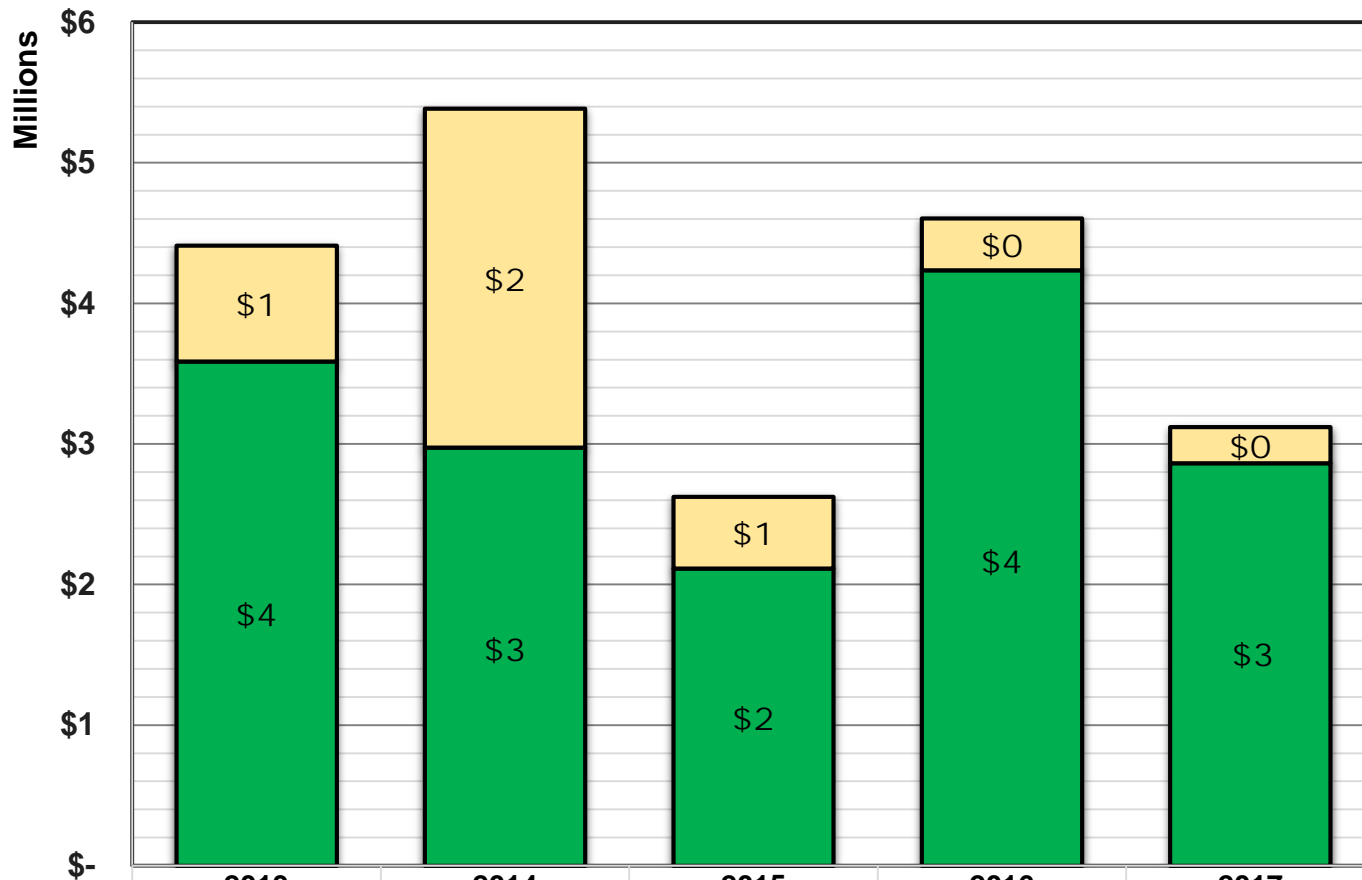


# Morsani College of Medicine Federal Research Funding by Fiscal Year



	2013	2014	2015	2016	2017
Other Federal Agencies	\$7,860,467	\$7,494,824	\$4,941,406	\$7,756,217	\$10,183,307
National Science Foundation	\$200,000	\$200,000	\$365,606	\$242,534	\$82,708
National Institutes of Health	\$80,296,592	\$72,382,102	\$96,365,932	\$115,713,112	\$116,592,477
DHHS (Non-NIH)	\$3,728,378	\$952,117	\$204,000	\$361,653	\$601,930

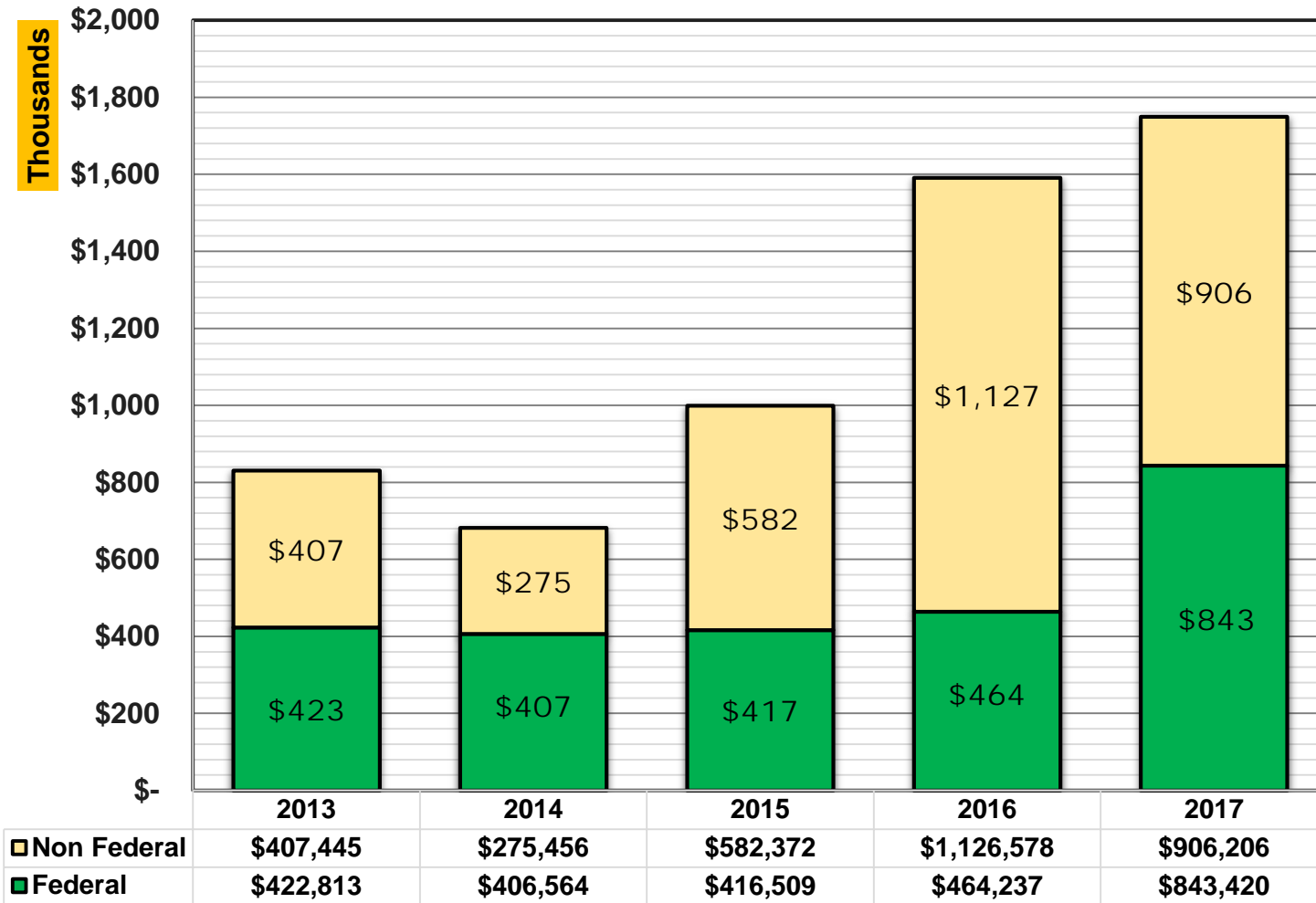
# College of Nursing Research Funding by Fiscal Year



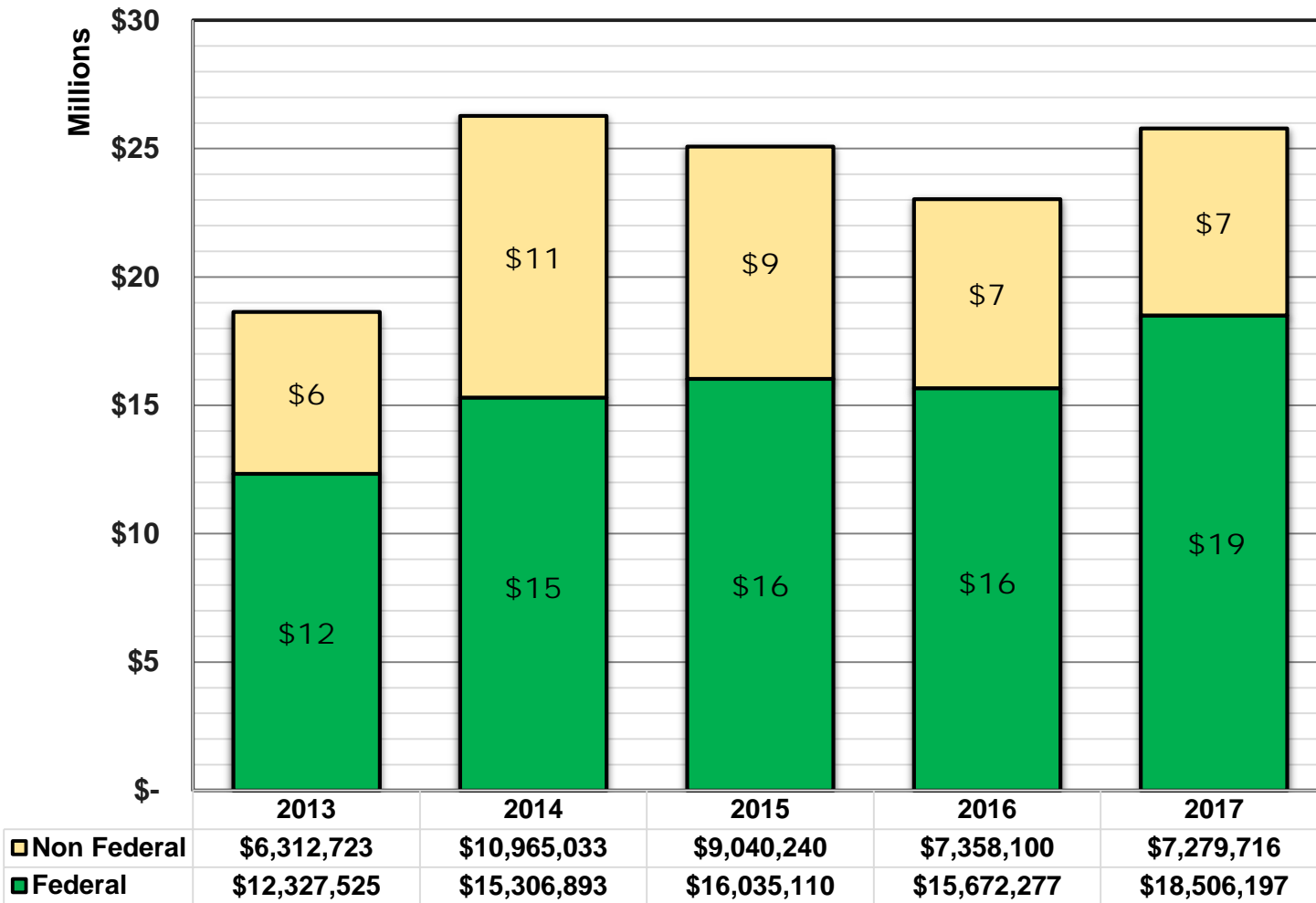
	2013	2014	2015	2016	2017
Non Federal	\$823,411	\$2,410,150	\$511,867	\$367,737	\$258,400
Federal	\$3,586,986	\$2,974,532	\$2,112,525	\$4,235,754	\$2,861,591

# College of Pharmacy

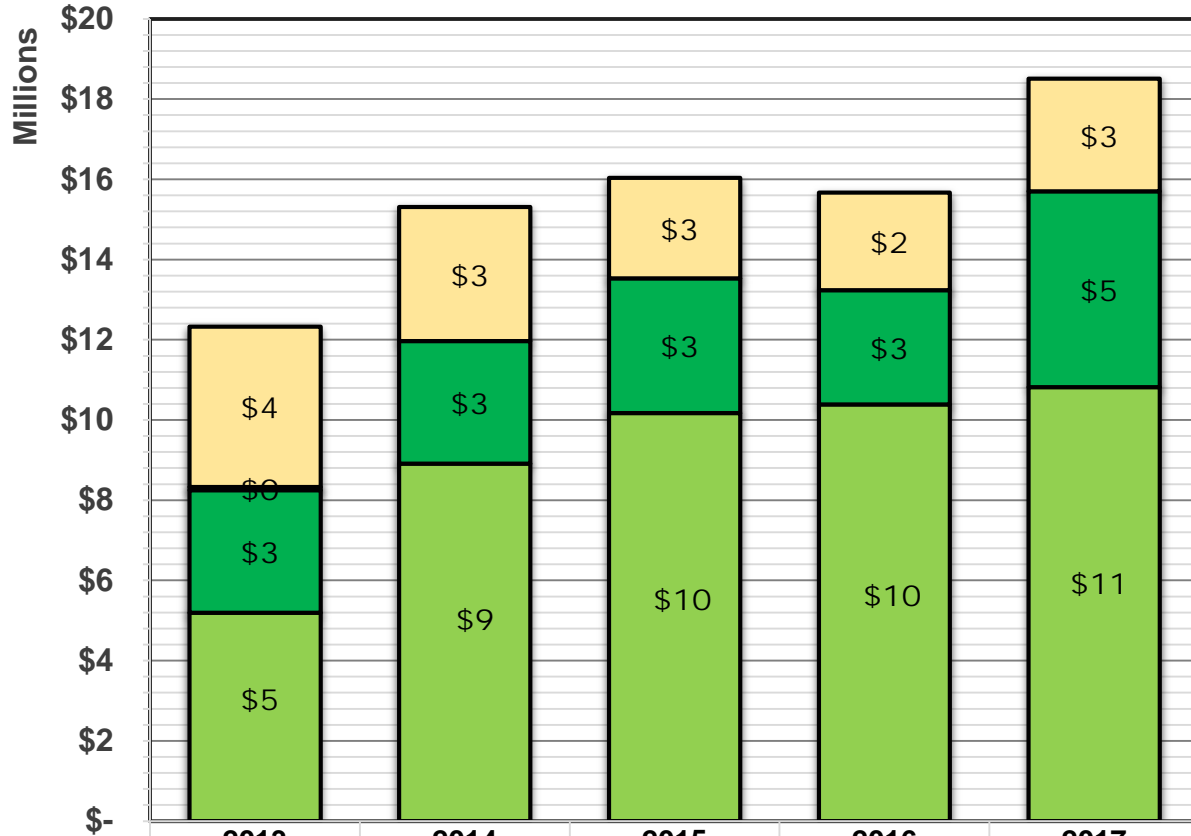
## Research Funding by Fiscal Year



# College of Public Health Research Funding by Fiscal Year



# College of Public Health Federal Funding by Fiscal Year



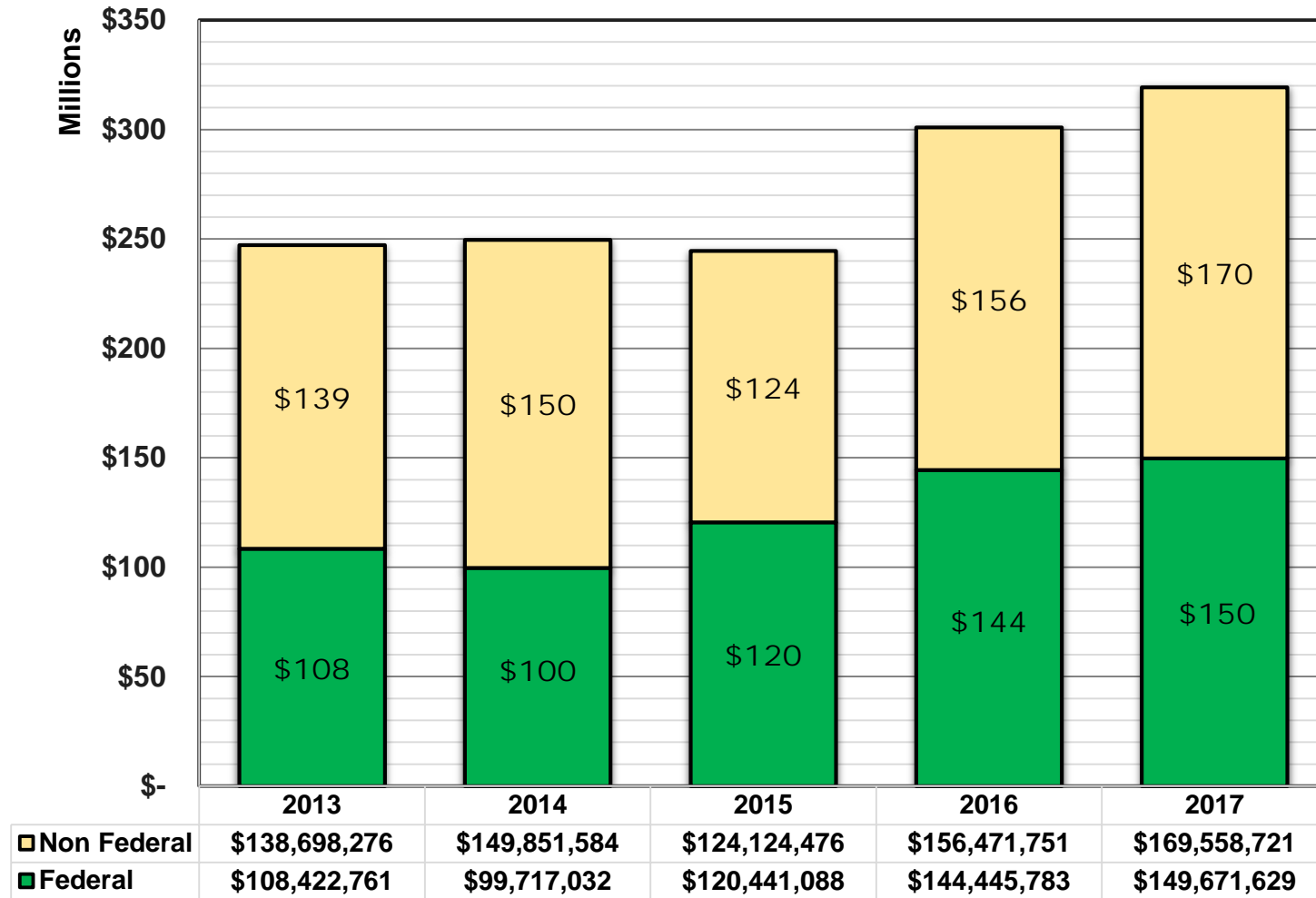
	2013	2014	2015	2016	2017
Other Federal Agencies	\$4,000,757	\$3,342,037	\$2,504,498	\$2,436,671	\$2,801,545
National Science Foundation	\$80,000				
National Institutes of Health	\$3,051,243	\$3,057,099	\$3,355,735	\$2,851,997	\$4,882,773
DHHS (Non-NIH)	\$5,195,525	\$8,907,757	\$10,174,877	\$10,383,609	\$10,821,878



# USF Health Summary

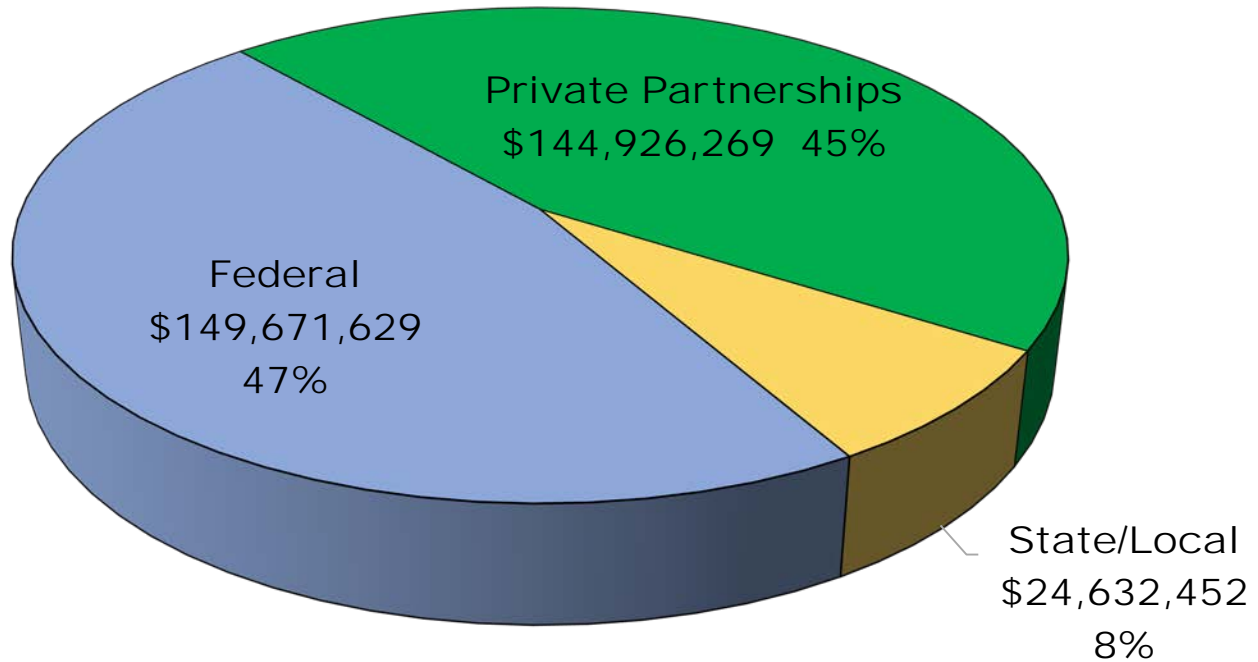
## Research Funding by Fiscal Year

Morsani College of Medicine  
 College of Nursing  
 College of Pharmacy  
 College of Public Health



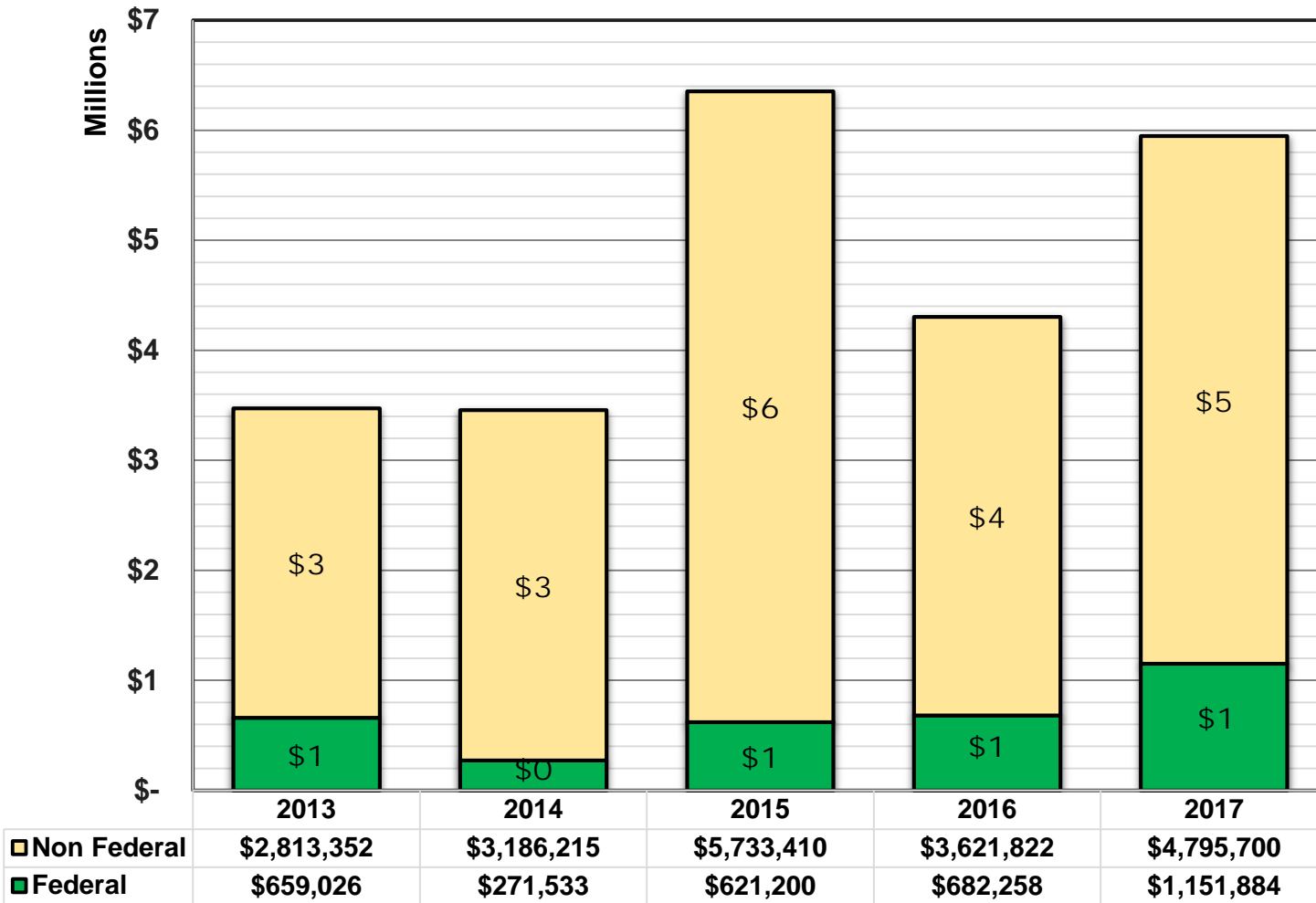
# USF Health Funding By Sponsor Type - FY2017

Morsani College of Medicine  
College of Nursing  
College of Pharmacy  
College of Public Health



Federal	State	Private	Total
\$149.7	\$24.6	\$144.9	\$319.2

# USF St. Petersburg Research Funding by Fiscal Year



# USF Sarasota/Manatee Research Funding by Fiscal Year

