

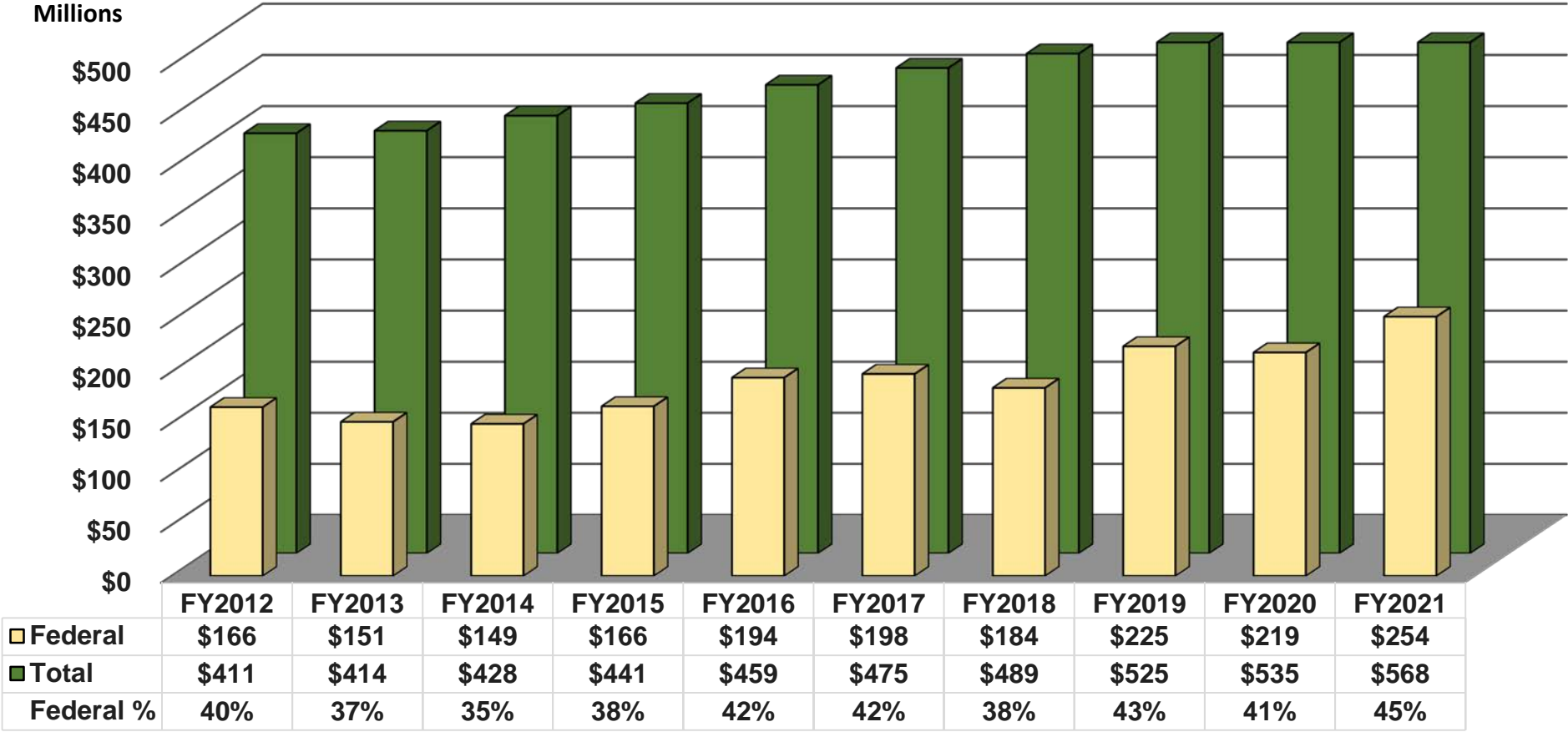
Contract and Grant Data Fiscal Year 2021

Sylvia Wilson Thomas, PhD

Interim Vice President for Research & Innovation
President & CEO of the USF Research Foundation, Inc.
University of South Florida

USF Research & Innovation

10 Year Research Funding History



Source: Total research funding amounts include Project and Non-Project data from USF and all affiliates.

College/Area 5-Year Comparison

Research Funding

College/Institution	FY2017	FY2018	FY2019	FY2020	FY2021
College of Arts and Sciences	22,151,195	23,471,553	19,733,579	20,276,062	27,266,563
College of Behavioral and Community Sciences	24,140,587	29,438,269	30,975,976	29,769,017	31,444,211
College of Education	15,274,086	16,506,903	18,473,577	17,676,295	22,841,975
College of Engineering	45,088,515	45,637,646	43,419,291	39,965,622	38,988,715
College of Marine Science	18,396,178	12,815,156	14,970,574	11,210,763	11,324,812
College of The Arts	851,708	1,035,937	1,000,760	1,141,129	928,382
Muma College of Business	3,600,338	2,858,912	3,110,980	3,382,283	4,673,216
Patel College of Global Sustainability	166,000	586,363	813,713	380,627	21,807
USF Health-College of Nursing	3,119,991	4,685,303	3,340,520	3,087,168	2,168,252
USF Health-College of Public Health	25,785,913	23,021,031	20,288,216	17,132,226	21,129,003
USF Health-Morsani College of Medicine	288,574,820	302,802,190	340,395,970	357,380,611	386,570,669
USF Health-Taneja College of Pharmacy	1,749,626	2,489,526	2,055,723	1,016,503	2,233,393
USF Other Areas	19,862,325	17,146,583	19,227,695	12,584,619	18,526,433
USF Sarasota-Manatee	454,197	1,375,750	493,903	146,876	
USF St. Petersburg	5,947,584	5,616,594	7,088,775	20,239,234	
Grand Total	475,163,063	489,487,717	525,389,253	535,389,034	568,117,432

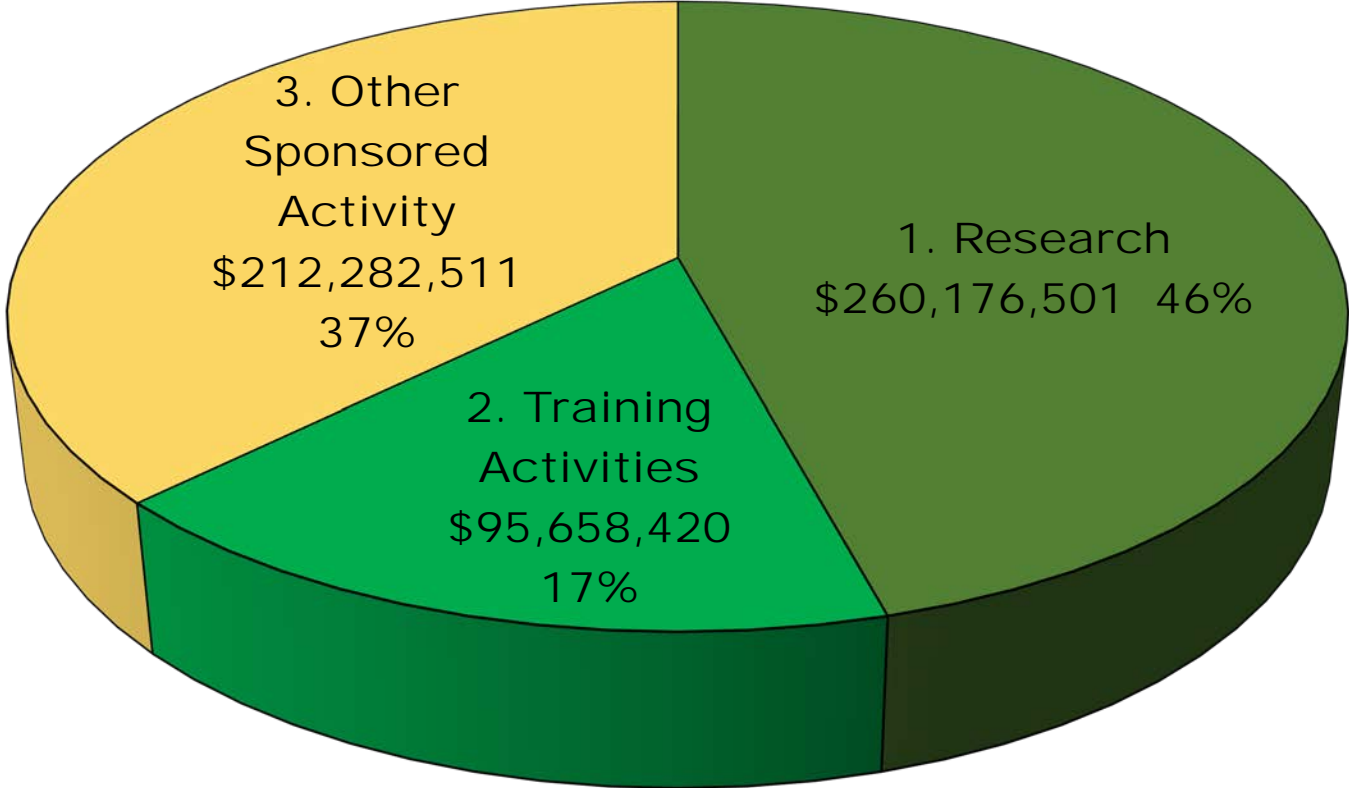
Recovery of Facilities & Administrative Costs (Indirect Costs) Five Year Summary by College/Area

College/Area	FY2017	FY2018	FY2019	FY2020	FY2021
College of Arts and Sciences	4,314,008	4,818,411	4,658,816	4,404,817	4,452,532
College of Behavioral and Community Sciences	3,299,973	3,384,182	3,500,558	3,459,945	3,715,460
College of Education	1,174,037	1,569,857	1,576,280	1,730,662	1,847,821
College of Engineering	5,327,002	5,932,159	5,388,606	5,469,540	5,761,887
College of Marine Science	2,286,236	2,408,606	2,620,094	2,262,787	1,664,435
College of The Arts	25,417	104,697	39,606	65,336	43,857
Genshaft Honors College	0	1,022	3,903	18,586	841
Muma College of Business	179,934	180,102	213,871	239,725	278,684
Patel College of Global Sustainability	24,343	49,726	108,553	167,776	135,301
USF Health-College of Nursing	573,041	678,115	660,038	716,107	716,701
USF Health-College of Public Health	2,938,867	2,700,513	2,623,020	2,719,935	2,909,740
USF Health-Morsani College of Medicine	19,731,557	21,968,428	21,911,799	19,739,583	21,405,324
USF Health-Taneja College of Pharmacy	197,257	282,911	289,342	118,306	302,026
USF Other Areas	563,102	484,508	472,456	421,426	413,011
Total Indirect Costs	40,634,776	44,563,235	44,066,940	41,534,530	43,647,620

Prior years results restated to "One USF" format for comparative results

Funding by Project Type

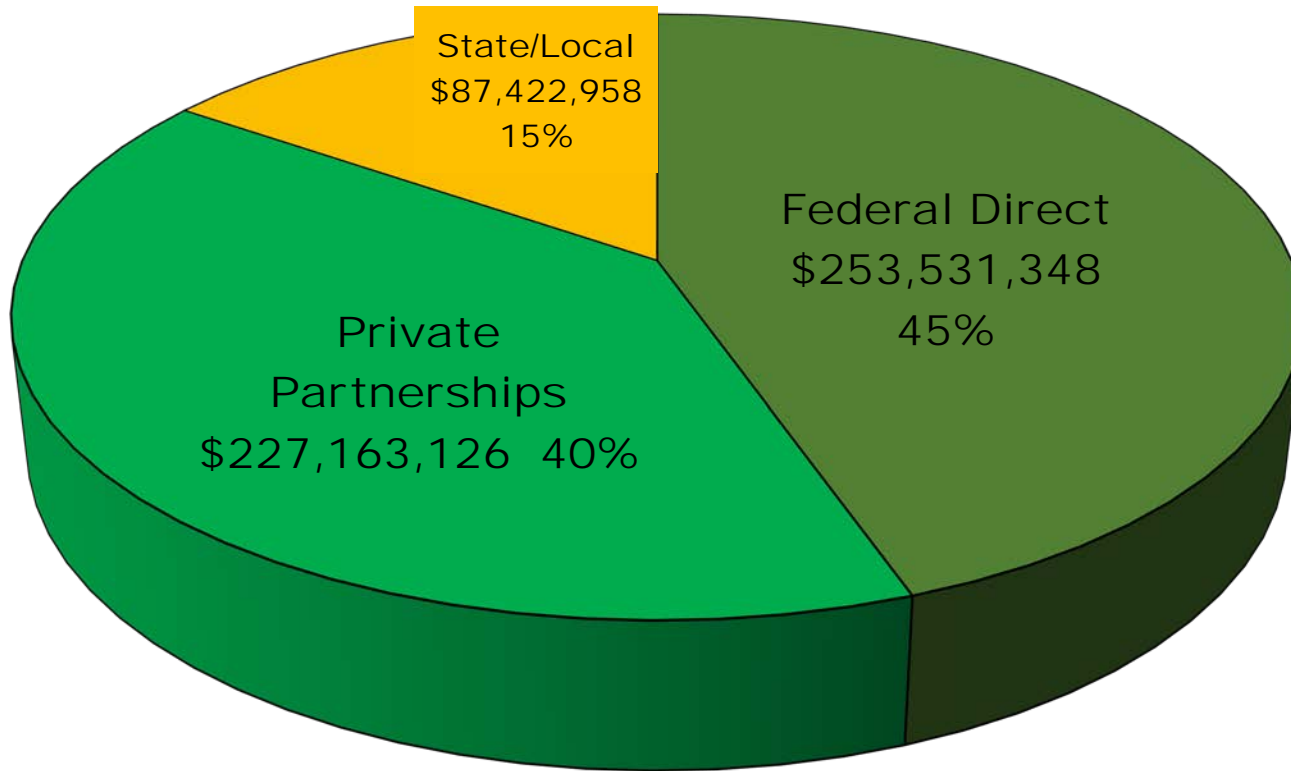
USF and Affiliates – FY2021



Research	Training	Other	Total
\$260.2	\$95.6	\$212.3	\$568.1

Research Funding by Funding Type

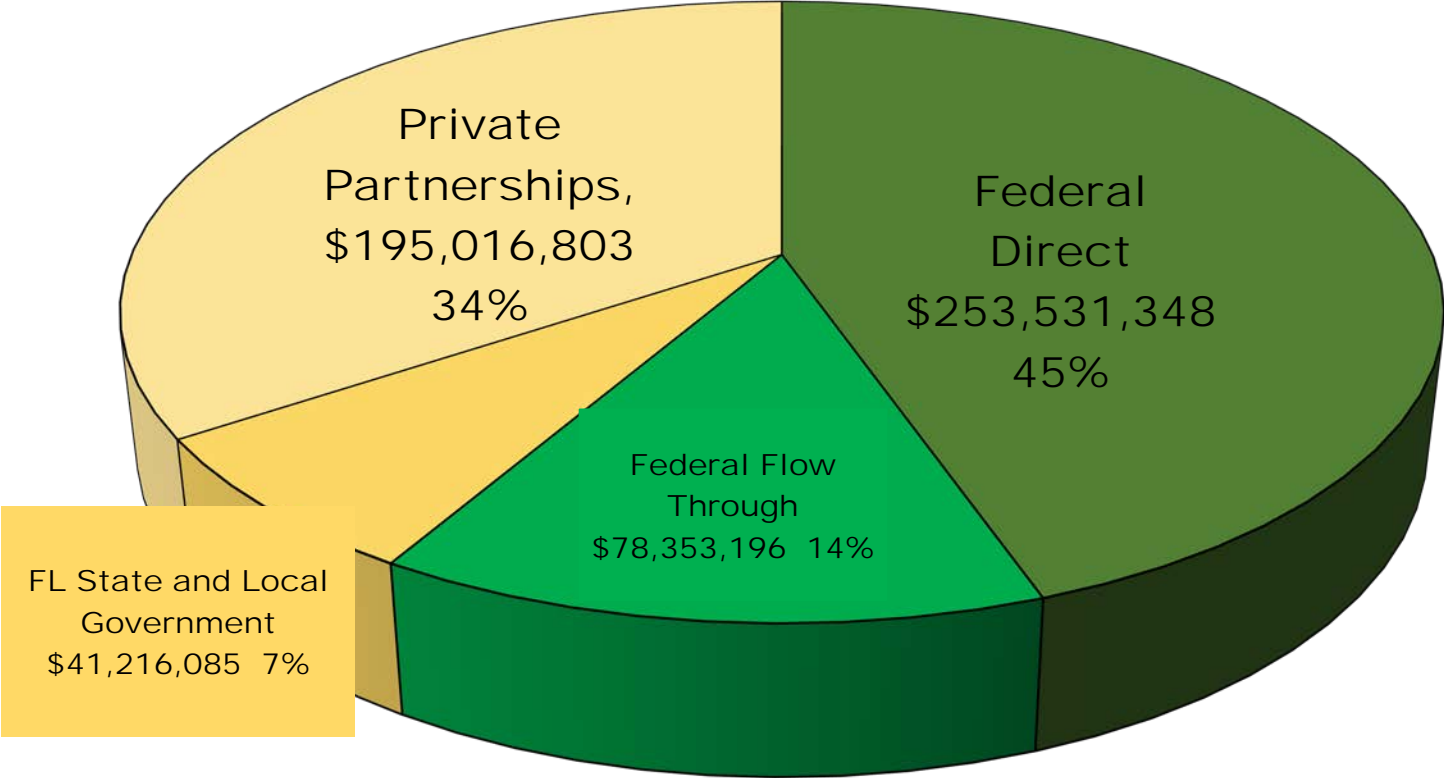
USF and Affiliates – FY2021



Federal	State	Private	Total
\$253.5	\$87.4	\$227.2	\$568.1

Research Funding by Source of Funds

USF and Affiliates – FY2021



Federal Direct	Federal Flow Thru	FL State & Local Gov't	Private Partnerships	Total
\$253.5	\$78.4	\$41.2	\$195.0	\$568.1

Total Funding by Original Funding Source Five Year Summary


Funding Source	FY2017	FY2018	FY2019	FY2020	FY2021
Federal					
Federal Direct	197,810,618	184,471,149	225,144,697	218,898,462	253,531,348
Federal Total	197,810,618	184,471,149	225,144,697	218,898,462	253,531,348
Non Federal					
Federal Flow Through	68,415,290	78,021,236	79,851,390	79,569,723	78,353,196
FL State and Local Government	37,637,286	33,385,028	36,987,508	42,031,649	41,216,085
Private Partnerships	171,299,870	193,610,303	183,405,658	194,889,200	195,016,803
Non Federal Total	277,352,445	305,016,568	300,244,557	316,490,572	314,586,084
Grand Total	475,163,063	489,487,717	525,389,253	535,389,034	568,117,432

Federal Direct Funding by Agency 5-year Comparison

Federal Agency	FY2017	FY2018	FY2019	FY2020	FY2021
DHHS (Non-NIH)	13,810,228	12,602,130	8,895,834	7,551,795	9,723,488
NASA	3,515,974	2,613,031	2,533,485	2,674,421	2,311,824
National Institutes of Health	134,228,832	126,409,190	167,597,306	158,652,474	191,225,633
National Science Foundation	15,434,757	16,085,263	13,889,348	13,912,531	15,723,627
Other Federal Agencies	825,124	60,060	427,347	206,870	597,537
U.S. Dept. of Agriculture	512,261	529,400	288,339		
U.S. Dept. of Commerce	967,706	790,613	375,520	791,674	1,986,847
U.S. Dept. of Defense	6,911,891	8,140,103	6,875,942	10,357,901	12,256,240
U.S. Dept. of Education	3,946,978	5,385,237	7,097,257	5,276,529	7,395,941
U.S. Dept. of Energy	2,019,389	456,965	1,238,454	3,240,395	1,541,587
U.S. Dept. of Homeland Security	316,375				
U.S. Dept. of Justice	210,256	50,000	498,077	535,693	752,258
U.S. Dept. of Labor	2,456,500	2,401,375	2,411,300	2,413,528	2,711,500
U.S. Dept. of State					20,000
U.S. Dept. of the Interior	1,639,859	1,714,027	1,698,812	1,540,922	1,598,169
U.S. Dept. of Transportation	3,409,692	1,397,581	4,395,344	3,627,775	2,575,778
U.S. Dept. of Treasury	670,855		410,884	623,024	983,632
U.S. Dept. of Veterans Affairs	6,933,940	5,836,175	6,511,447	7,492,930	2,127,288
Grand Total	197,810,618	184,471,149	225,144,697	218,898,462	253,531,348

Primary Sources of Federal Direct Funding

USF and Affiliates – FY2021



Total Federal Direct Funding 5 year Comparison by College/Area

College/Institution	FY2017	FY2018	FY2019	FY2020	FY2021
College of Arts and Sciences	14,907,955	16,713,678	13,162,459	12,893,455	19,203,241
College of Behavioral and Community Sciences	4,058,924	6,531,456	6,832,580	6,871,197	10,919,772
College of Education	2,527,874	1,522,704	2,322,957	1,342,237	2,532,283
College of Engineering	13,842,955	13,191,985	15,079,658	18,935,038	16,580,638
College of Marine Science	6,681,894	5,962,305	6,300,960	6,374,636	8,565,523
College of The Arts	40,000			35,000	41,800
Muma College of Business	135,140	(496)		89,417	
USF Health-College of Nursing	2,861,591	4,509,385	2,726,523	2,752,153	1,887,118
USF Health-College of Public Health	18,506,197	17,490,691	14,605,812	12,633,926	14,608,269
USF Health-Morsani College of Medicine	127,460,422	114,598,547	159,288,825	153,454,639	175,285,424
USF Health-Taneja College of Pharmacy	843,420	1,289,202	1,178,004	460,201	1,695,453
USF Other Areas	4,747,166	1,519,432	2,468,527	1,877,899	2,211,828
USF Sarasota-Manatee	45,197				
USF St. Petersburg	1,151,884	1,142,260	1,178,393	1,178,663	
Grand Total	197,810,618	184,471,149	225,144,697	218,898,462	253,531,348

NIH Federal Direct Funding by College/Area

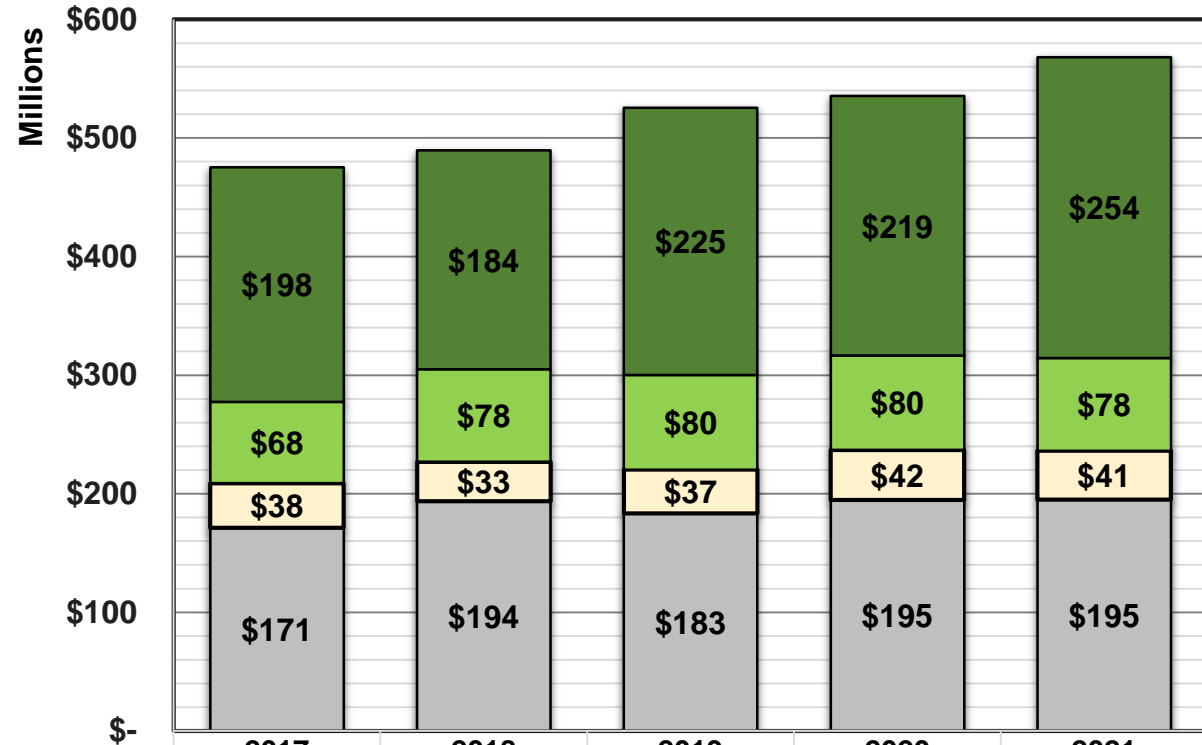
College/Institution	FY2017	FY2018	FY2019	FY2020	FY2021
College of Arts and Sciences	6,344,349	8,229,025	4,569,589	5,157,807	11,286,278
College of Behavioral and Community Sciences	1,767,935	1,776,287	1,360,382	2,595,830	5,422,474
College of Engineering	2,343,342	3,756,018	4,213,373	4,620,290	2,282,556
USF Health-College of Nursing	984,164	2,706,898	1,625,764	2,084,885	1,728,453
USF Health-College of Public Health	4,882,773	4,820,506	5,810,498	4,394,233	4,825,570
USF Health-Morsani College of Medicine	116,592,477	103,318,908	148,251,516	138,625,419	164,034,849
USF Health-Taneja College of Pharmacy	714,621	1,198,448	1,178,004	460,201	1,645,453
USF St. Petersburg	599,172	603,100	588,180	713,809	
Grand Total	134,228,832	126,409,190	167,597,306	158,652,474	191,225,633

NSF Federal Direct Funding by College/Area

College/Institution	FY2017	FY2018	FY2019	FY2020	FY2021
College of Arts and Sciences	5,347,346	5,837,810	4,721,976	4,335,155	5,198,406
College of Education	1,012,680	824,099	689,696	97,829	139,822
College of Engineering	6,045,562	6,665,013	5,007,013	6,540,480	7,108,497
College of Marine Science	1,707,990	1,935,043	2,432,150	1,783,061	2,428,933
Muma College of Business	105,140			89,417	
USF Health-College of Nursing	50,000	50,000			
USF Health-College of Public Health					257,526
USF Health-Morsani College of Medicine	82,708		231,528	376,755	365,059
USF Health-Taneja College of Pharmacy					50,000
USF Other Areas	1,038,134	773,298	506,000	349,980	175,384
USF Sarasota-Manatee	45,197				
USF St. Petersburg			300,986	339,854	
Grand Total	15,434,757	16,085,263	13,889,348	13,912,531	15,723,627

USF All Colleges/Campuses

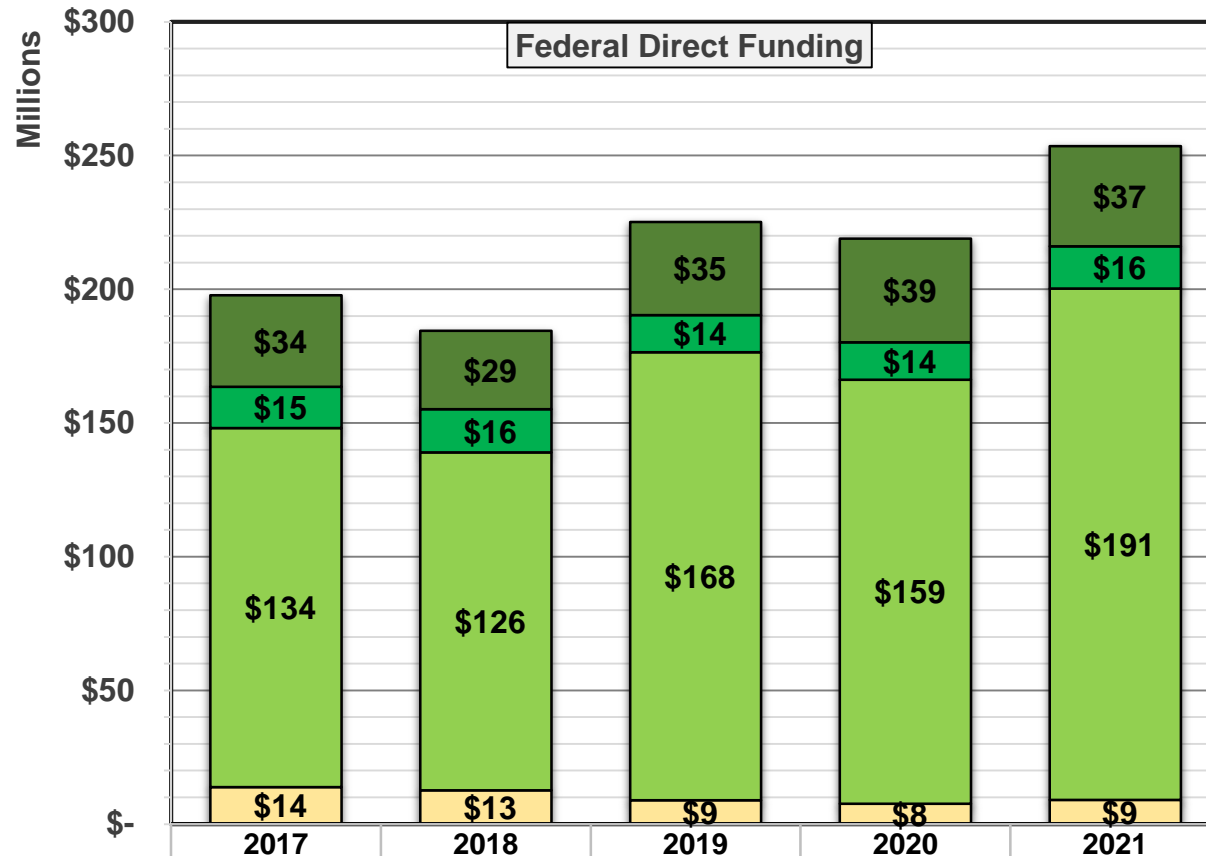
Research Funding by Fiscal Year



	2017	2018	2019	2020	2021
■ Federal Direct	\$197,810,618	\$184,471,149	\$225,144,697	\$218,898,462	\$253,531,348
■ Federal Flow Through	\$68,415,290	\$78,021,236	\$79,851,390	\$79,569,723	\$78,353,196
□ FL State and Local Government	\$37,637,286	\$33,385,028	\$36,987,508	\$42,031,649	\$41,216,085
□ Private Partnerships	\$171,299,870	\$193,610,303	\$183,405,658	\$194,889,200	\$195,016,803

USF All Colleges/Campuses

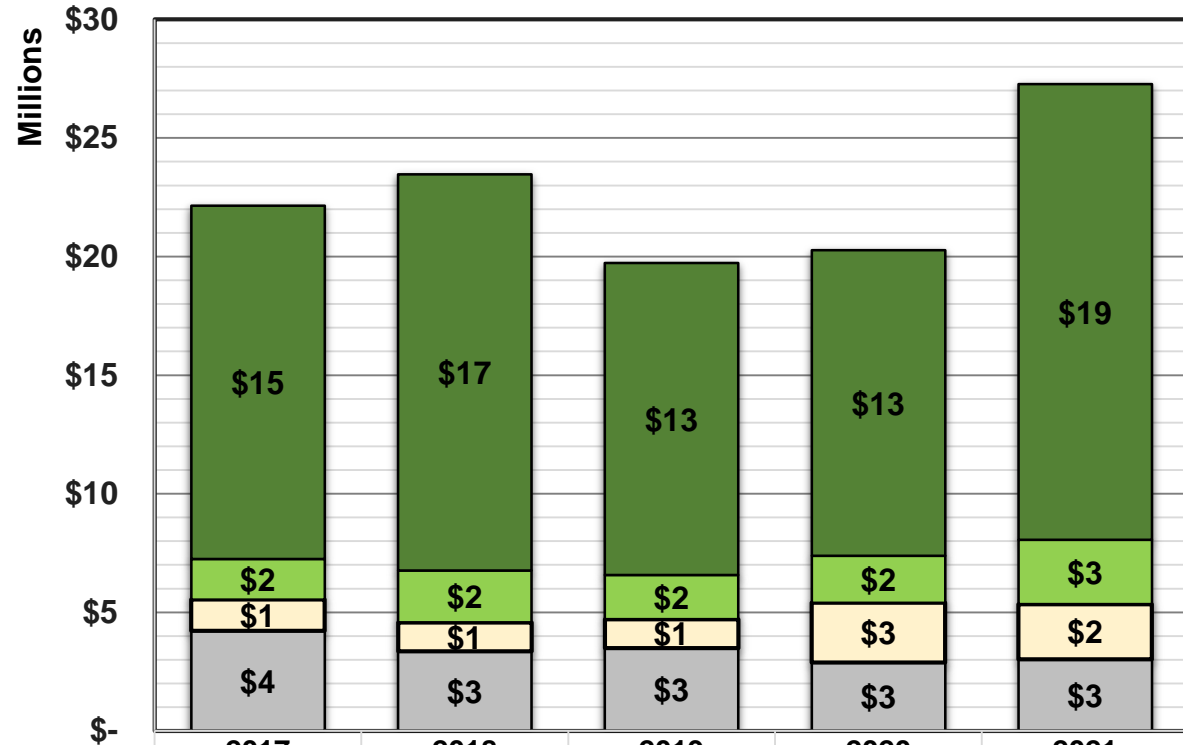
Federal Direct Funding by Fiscal Year



	2017	2018	2019	2020	2021
■ Other Federal Agencies	\$34,336,800	\$29,374,566	\$34,762,208	\$38,781,662	\$37,490,033
■ National Science Foundation	\$15,434,757	\$16,085,263	\$13,889,348	\$13,912,531	\$15,723,627
■ National Institutes of Health	\$134,228,832	\$126,409,190	\$167,597,306	\$158,652,474	\$191,225,633
■ DHHS (Non-NIH)	\$13,810,228	\$12,602,130	\$8,895,834	\$7,551,795	\$9,092,055

College of Arts & Sciences

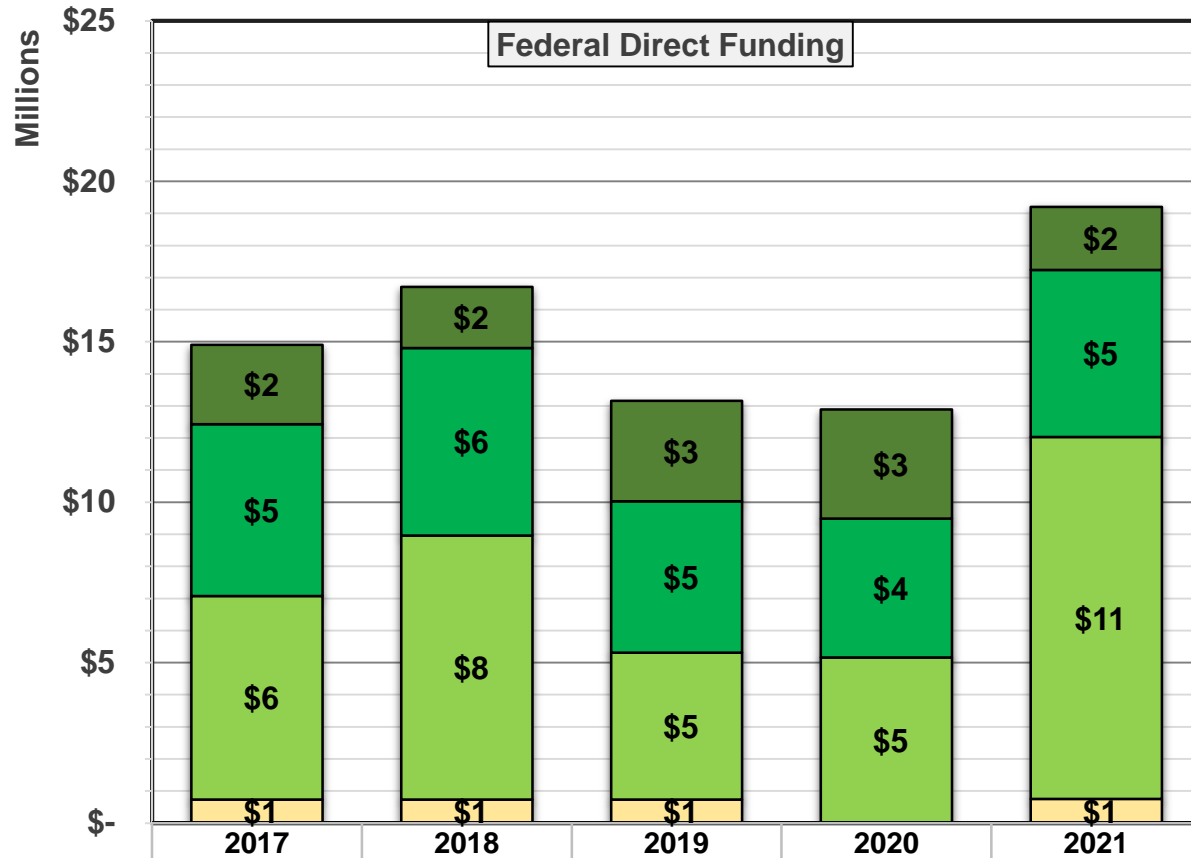
Research Funding by Fiscal Year



	2017	2018	2019	2020	2021
■ Federal Direct	\$14,907,955	\$16,713,678	\$13,162,459	\$12,893,455	\$19,203,241
■ Federal Flow Through	\$1,705,995	\$2,180,871	\$1,860,646	\$1,981,082	\$2,718,036
□ FL State and Local Government	\$1,314,197	\$1,221,984	\$1,222,939	\$2,520,849	\$2,325,837
□ Private Partnerships	\$4,223,048	\$3,355,019	\$3,487,535	\$2,880,676	\$3,019,450

College of Arts & Sciences

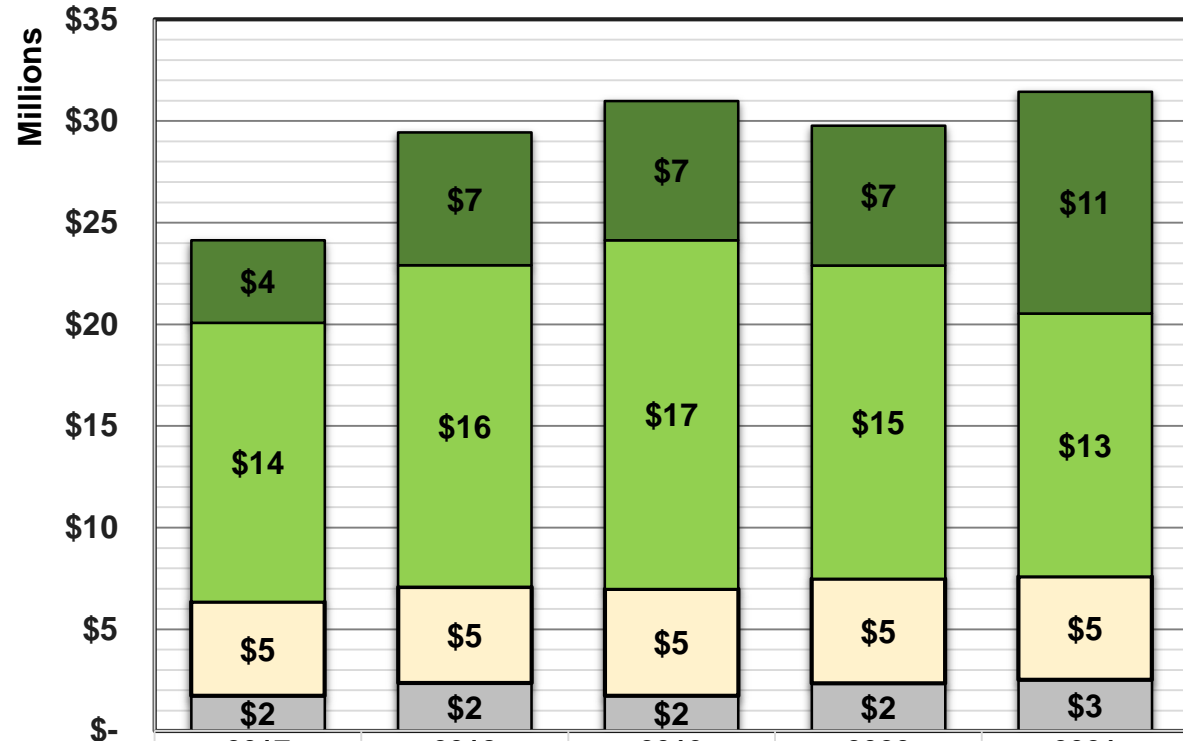
Federal Direct Funding by Fiscal Year



	2017	2018	2019	2020	2021
Other Federal Agencies	\$2,480,260	\$1,910,844	\$3,134,894	\$3,400,493	\$1,968,636
National Science Foundation	\$5,347,346	\$5,837,810	\$4,721,976	\$4,335,155	\$5,198,406
National Institutes of Health	\$6,344,349	\$8,229,025	\$4,569,589	\$5,157,807	\$11,286,278
DHHS (Non-NIH)	\$736,000	\$736,000	\$736,000		\$749,920

College of Behavioral and Community Sciences

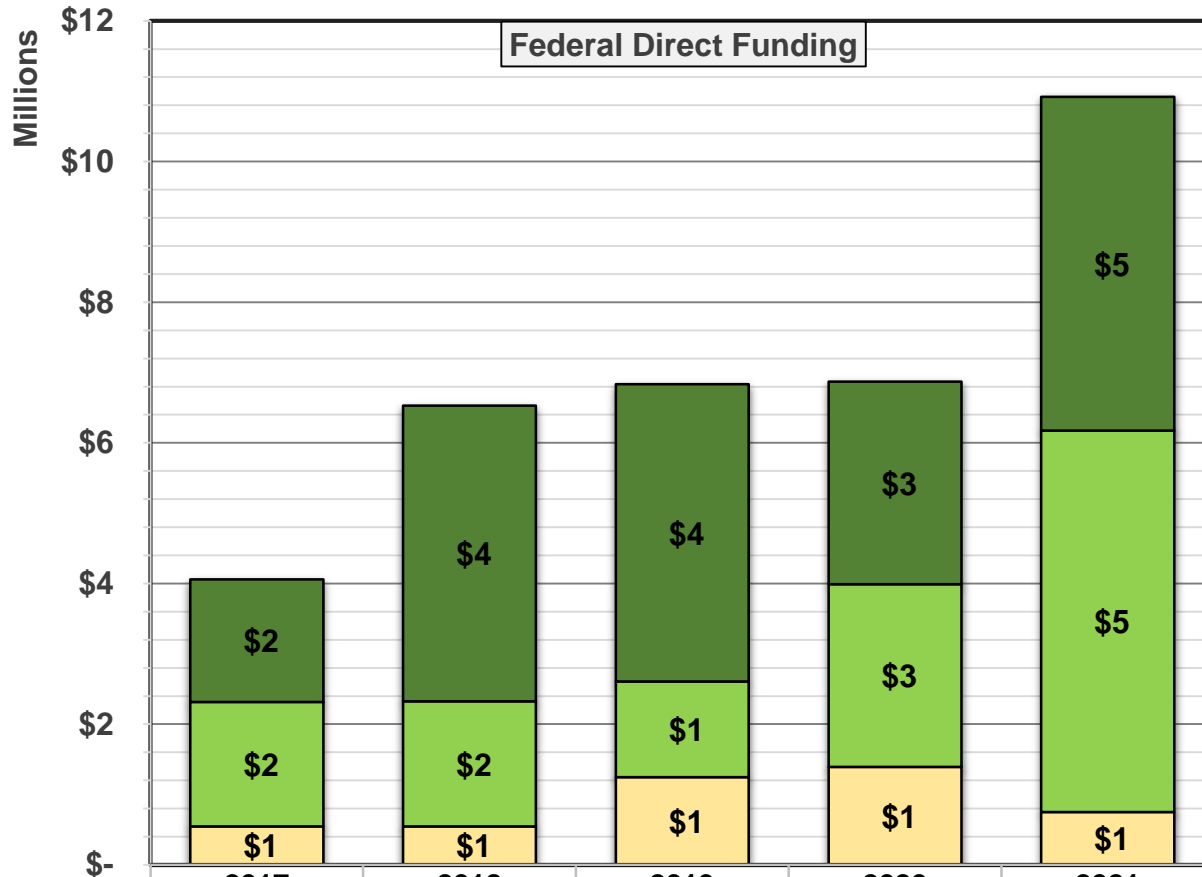
Research Funding by Fiscal Year



	2017	2018	2019	2020	2021
■ Federal Direct	\$4,058,924	\$6,531,456	\$6,832,580	\$6,871,197	\$10,919,772
■ Federal Flow Through	\$13,729,053	\$15,820,279	\$17,161,171	\$15,408,889	\$12,925,720
□ FL State and Local Government	\$4,627,555	\$4,733,922	\$5,245,933	\$5,144,766	\$5,084,788
□ Private Partnerships	\$1,725,056	\$2,352,613	\$1,736,292	\$2,344,165	\$2,513,931

College of Behavioral and Community Sciences

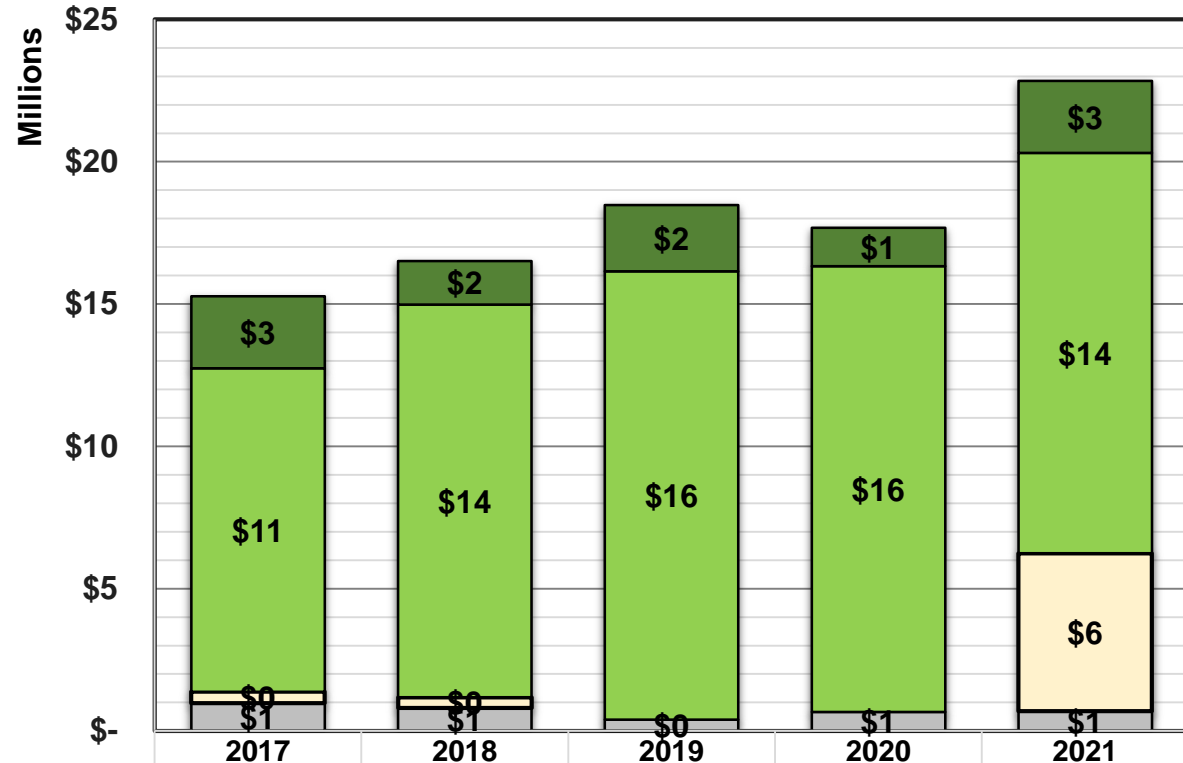
Federal Direct Funding by Fiscal Year



	2017	2018	2019	2020	2021
Other Federal Agencies	\$1,743,989	\$4,208,169	\$4,226,948	\$2,880,616	\$4,747,298
National Institutes of Health	\$1,767,935	\$1,776,287	\$1,360,382	\$2,595,830	\$5,422,474
DHHS (Non-NIH)	\$547,000	\$547,000	\$1,245,250	\$1,394,751	\$750,000

College of Education

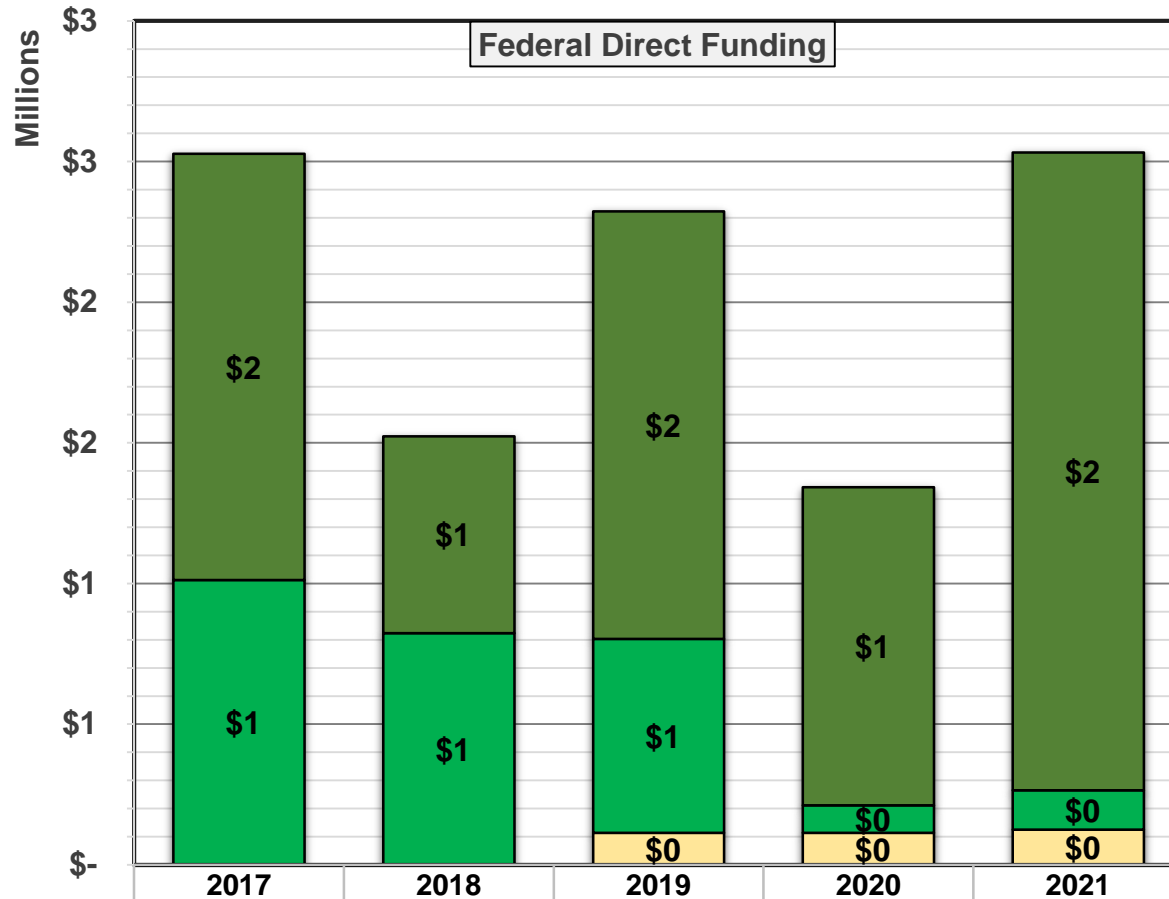
Research Funding by Fiscal Year



	2017	2018	2019	2020	2021
■ Federal Direct	\$2,527,874	\$1,522,704	\$2,322,957	\$1,342,237	\$2,532,283
■ Federal Flow Through	\$11,366,596	\$13,802,054	\$15,752,704	\$15,662,749	\$14,067,363
□ FL State and Local Government	\$401,927	\$372,072			\$5,544,971
□ Private Partnerships	\$977,689	\$810,074	\$397,916	\$671,309	\$697,358

College of Education

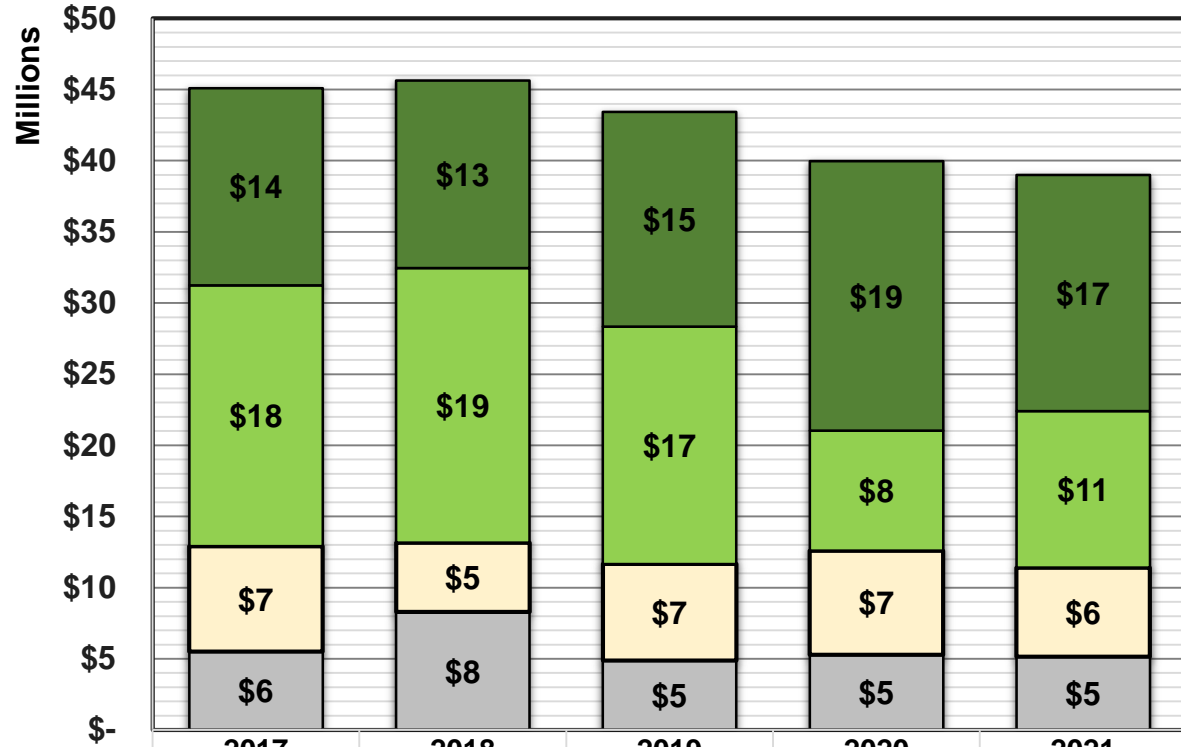
Federal Direct Funding by Fiscal Year



	2017	2018	2019	2020	2021
Other Federal Agencies	\$1,515,194	\$698,605	\$1,519,642	\$1,130,789	\$2,267,461
National Science Foundation	\$1,012,680	\$824,099	\$689,696	\$97,829	\$139,822
DHHS (Non-NIH)			\$113,619	\$113,619	\$125,000

College of Engineering

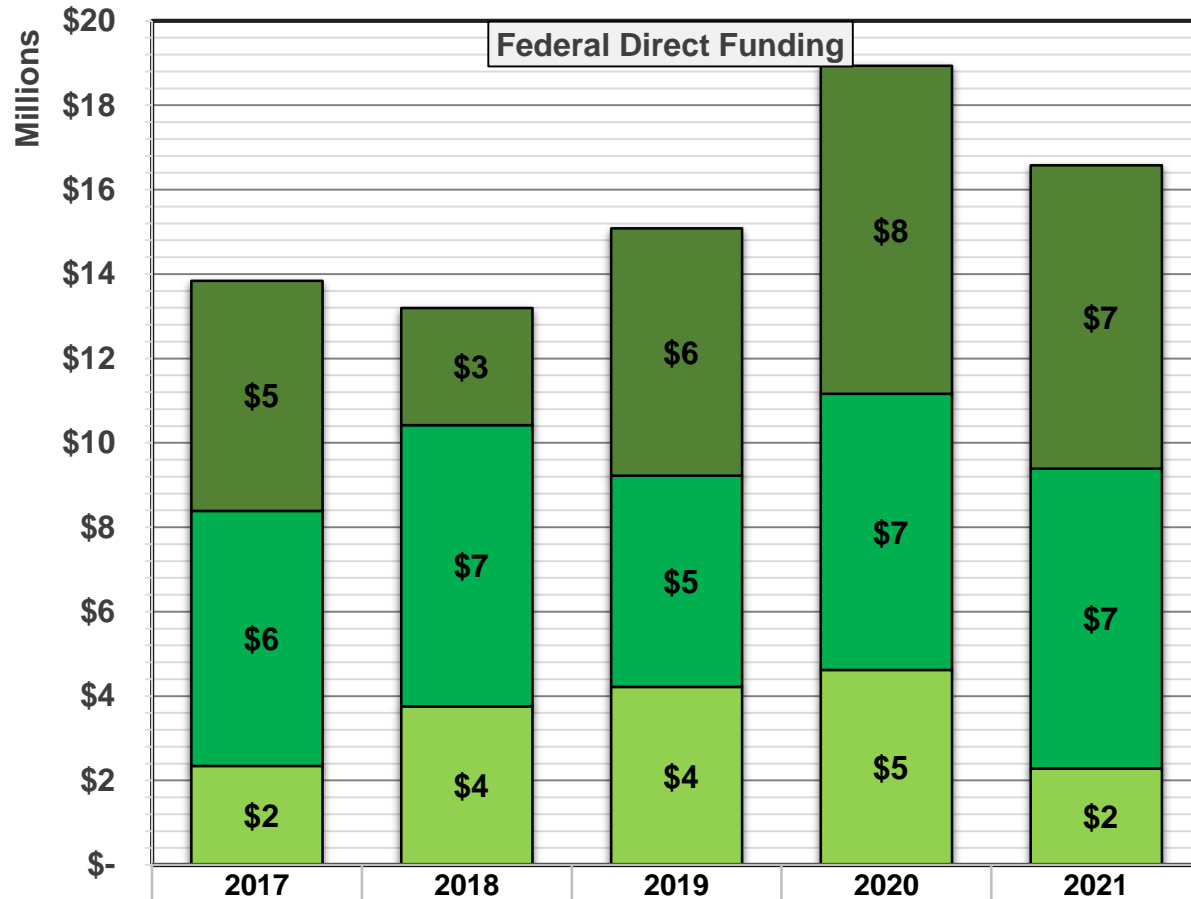
Research Funding by Fiscal Year



	2017	2018	2019	2020	2021
■ Federal Direct	\$13,842,955	\$13,191,985	\$15,079,658	\$18,935,038	\$16,580,638
■ Federal Flow Through	\$18,332,244	\$19,289,307	\$16,680,541	\$8,436,460	\$11,008,520
□ FL State and Local Government	\$7,407,711	\$4,861,833	\$6,791,747	\$7,312,632	\$6,246,694
□ Private Partnerships	\$5,505,605	\$8,294,520	\$4,867,345	\$5,281,491	\$5,152,862

College of Engineering

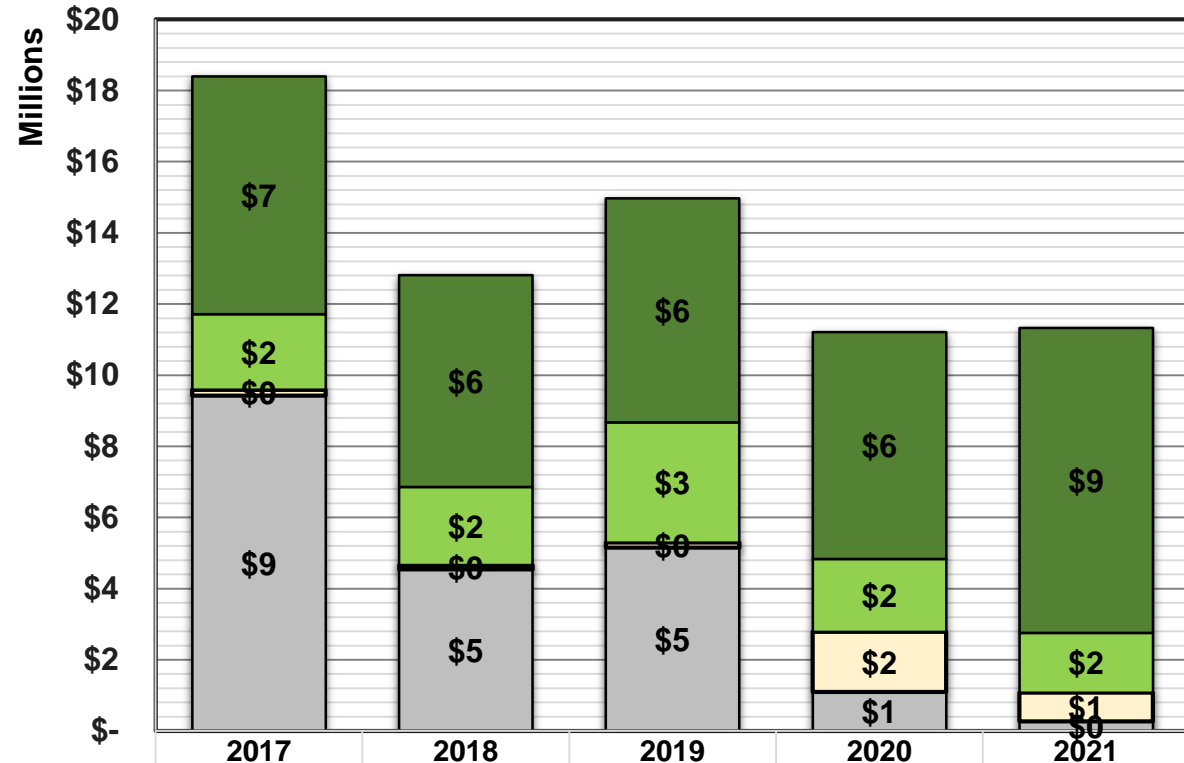
Federal Direct Funding by Fiscal Year



	2017	2018	2019	2020	2021
■ Other Federal Agencies	\$5,454,051	\$2,770,954	\$5,859,272	\$7,774,268	\$7,189,585
■ National Science Foundation	\$6,045,562	\$6,665,013	\$5,007,013	\$6,540,480	\$7,108,497
■ National Institutes of Health	\$2,343,342	\$3,756,018	\$4,213,373	\$4,620,290	\$2,282,556

College of Marine Science

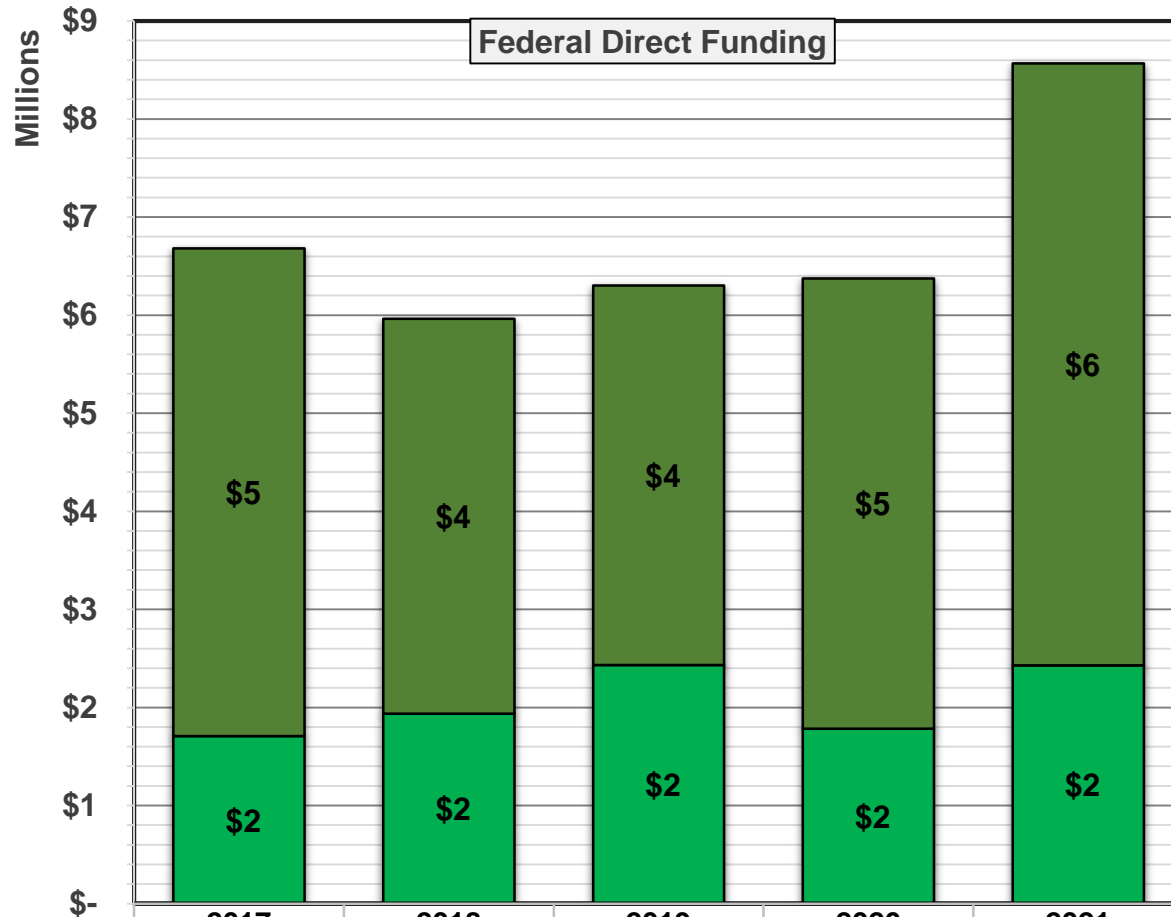
Research Funding by Fiscal Year



	2017	2018	2019	2020	2021
■ Federal Direct	\$6,681,894	\$5,962,305	\$6,300,960	\$6,374,636	\$8,565,523
■ Federal Flow Through	\$2,125,009	\$2,193,016	\$3,376,251	\$2,053,027	\$1,683,242
□ FL State and Local Government	\$163,051	\$120,307	\$138,453	\$1,689,115	\$810,325
□ Private Partnerships	\$9,426,224	\$4,539,528	\$5,154,910	\$1,093,985	\$265,722

College of Marine Science

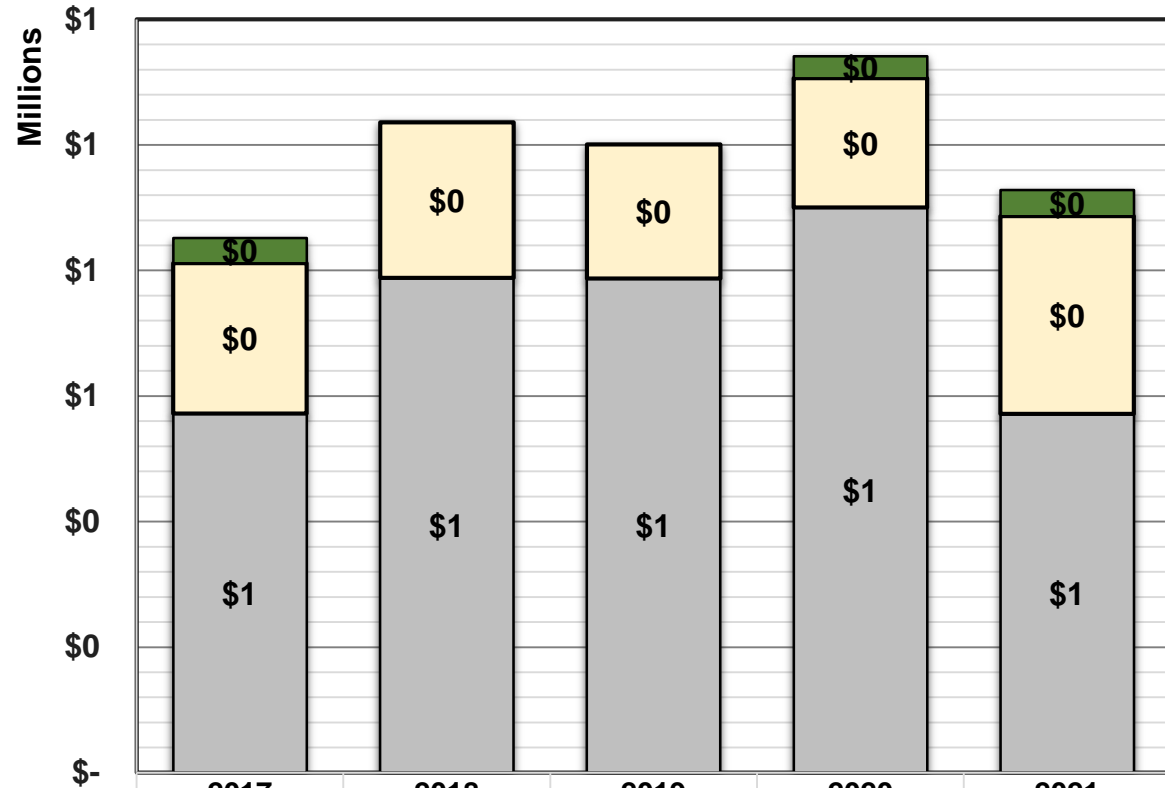
Federal Direct Funding by Fiscal Year



	2017	2018	2019	2020	2021
Other Federal Agencies	\$4,973,904	\$4,027,262	\$3,868,810	\$4,591,575	\$6,136,590
National Science Foundation	\$1,707,990	\$1,935,043	\$2,432,150	\$1,783,061	\$2,428,933

College of The Arts

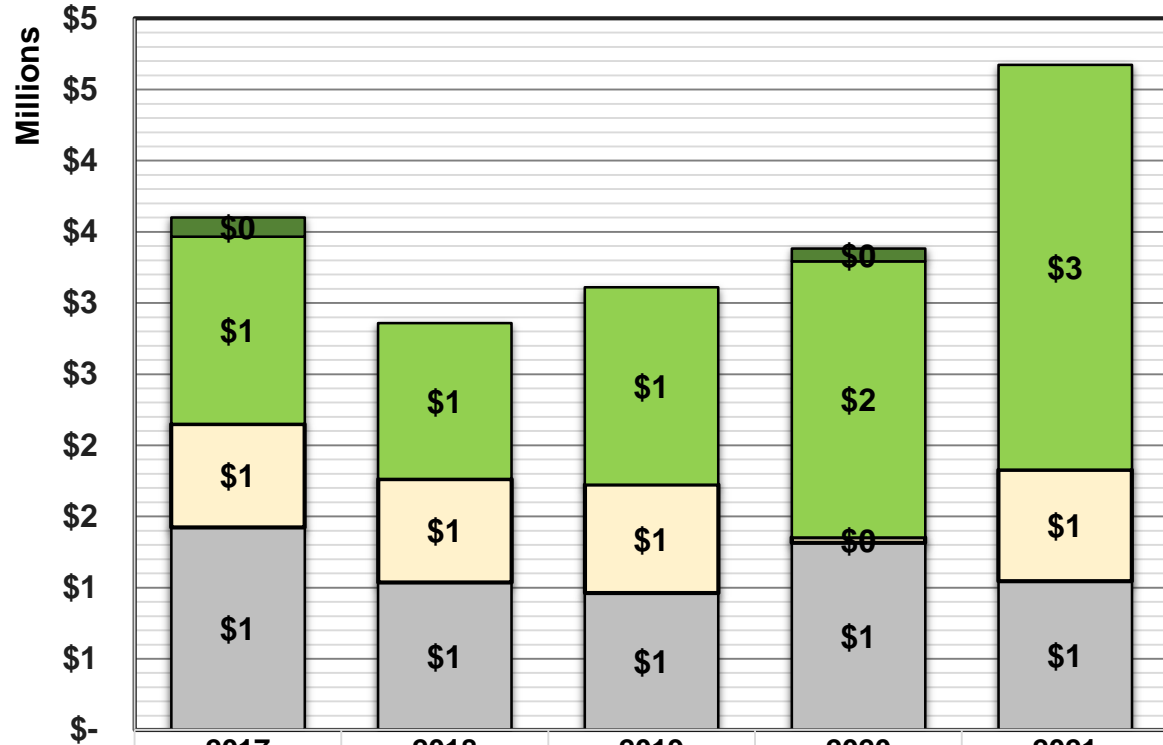
Research Funding by Fiscal Year



	2017	2018	2019	2020	2021
■ Federal Direct	\$40,000			\$35,000	\$41,800
□ FL State and Local Government	\$239,366	\$247,793	\$213,635	\$205,527	\$315,196
▣ Private Partnerships	\$572,342	\$788,144	\$787,125	\$900,602	\$571,386

Muma College of Business

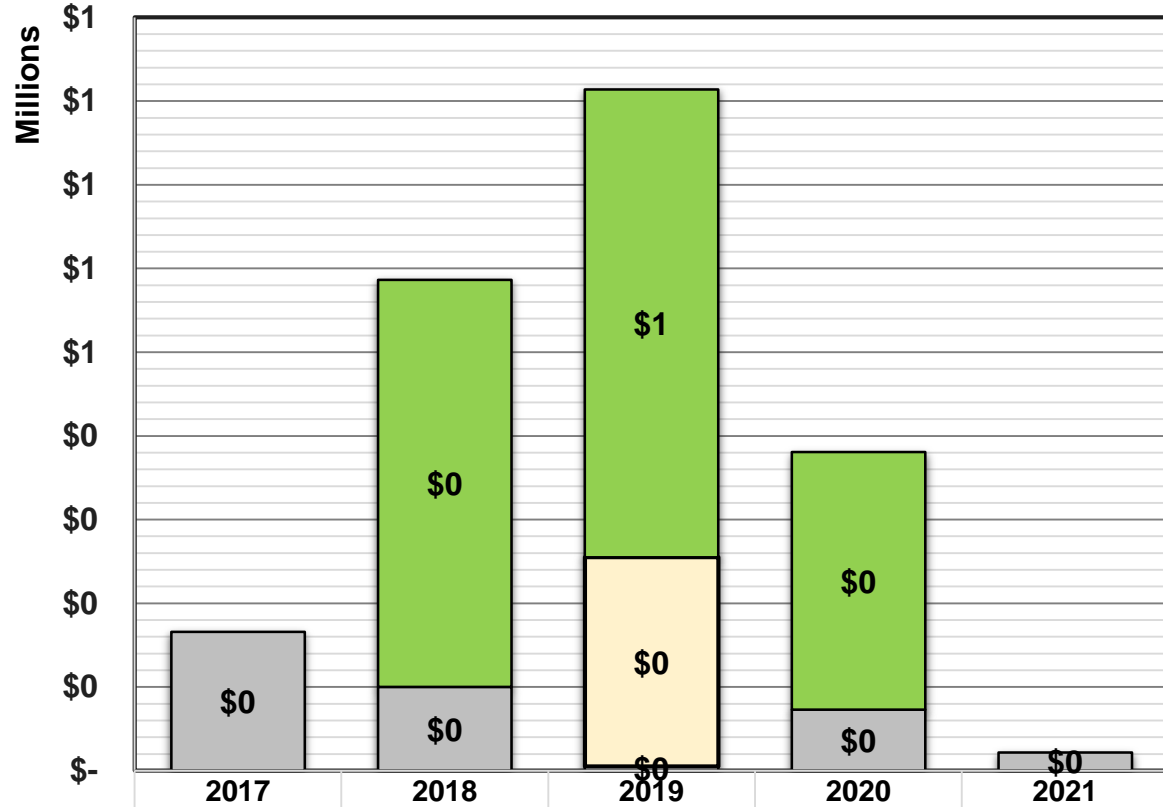
Research Funding by Fiscal Year



	2017	2018	2019	2020	2021
■ Federal Direct	\$135,140	(\$496)		\$89,417	
■ Federal Flow Through	\$1,315,552	\$1,096,375	\$1,387,186	\$1,939,748	\$2,845,221
□ FL State and Local Government	\$726,691	\$726,692	\$762,180	\$38,295	\$782,593
■ Private Partnerships	\$1,422,955	\$1,036,341	\$961,614	\$1,314,822	\$1,045,402

Patel College of Global Sustainability

Research Funding by Fiscal Year

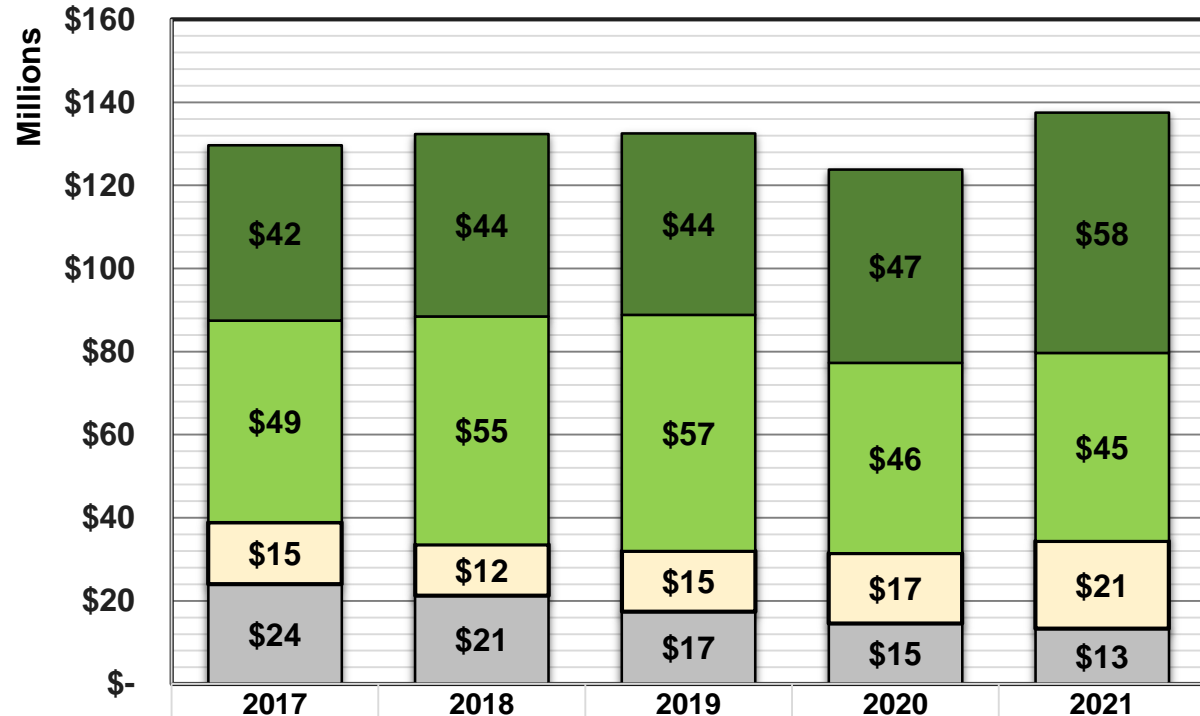


Federal Flow Through		\$486,355	\$558,712	\$307,802	
FL State and Local Government			\$250,001		
Private Partnerships	\$166,000	\$100,008	\$5,000	\$72,825	\$21,807

Academic Colleges

Research Funding by Fiscal Year

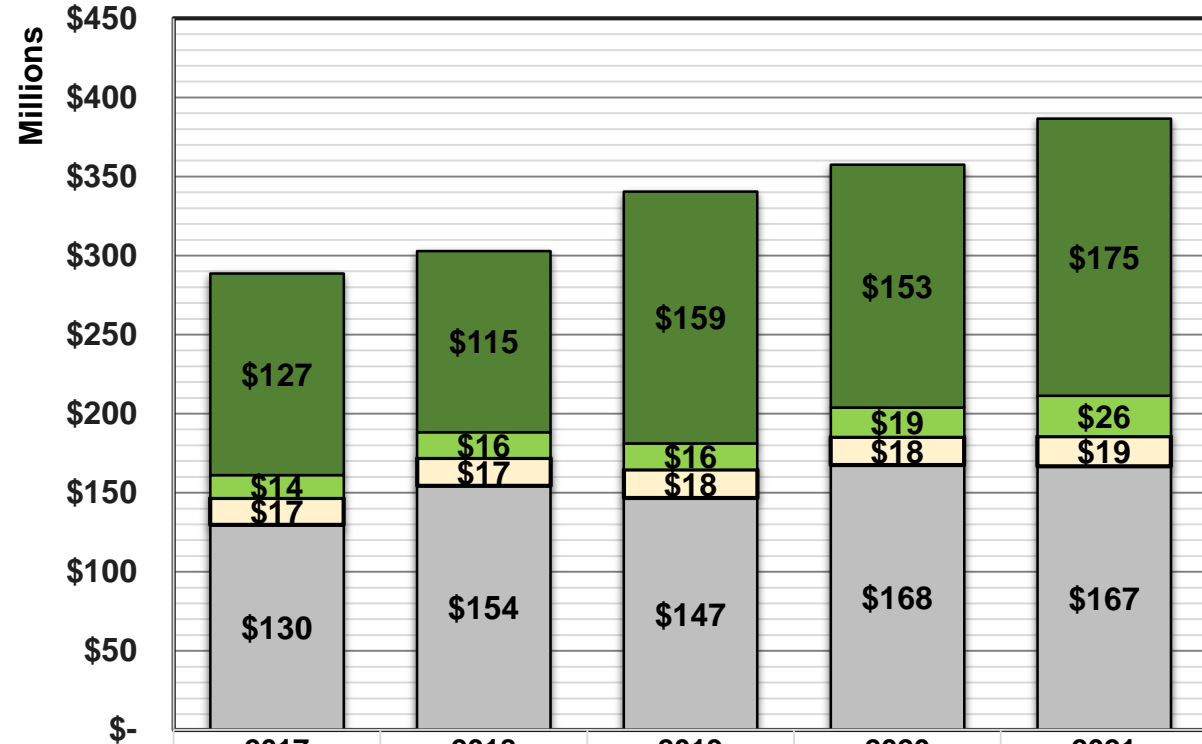
College of Arts & Sciences
 College of Behavioral and Community Sciences
 College of Education
 College of Engineering
 College of Marine Science
 College of The Arts
 Muma College of Business
 Patel College of Global Sustainability



	2017	2018	2019	2020	2021
■ Federal Direct	\$42,194,742	\$43,921,631	\$43,698,613	\$46,540,981	\$57,843,256
■ Federal Flow Through	\$48,574,449	\$54,868,257	\$56,777,212	\$45,789,757	\$45,248,102
□ FL State and Local Government	\$14,880,498	\$12,284,604	\$14,624,888	\$16,911,184	\$21,110,405
□ Private Partnerships	\$24,018,918	\$21,276,248	\$17,397,738	\$14,559,875	\$13,287,918

Morsani College of Medicine

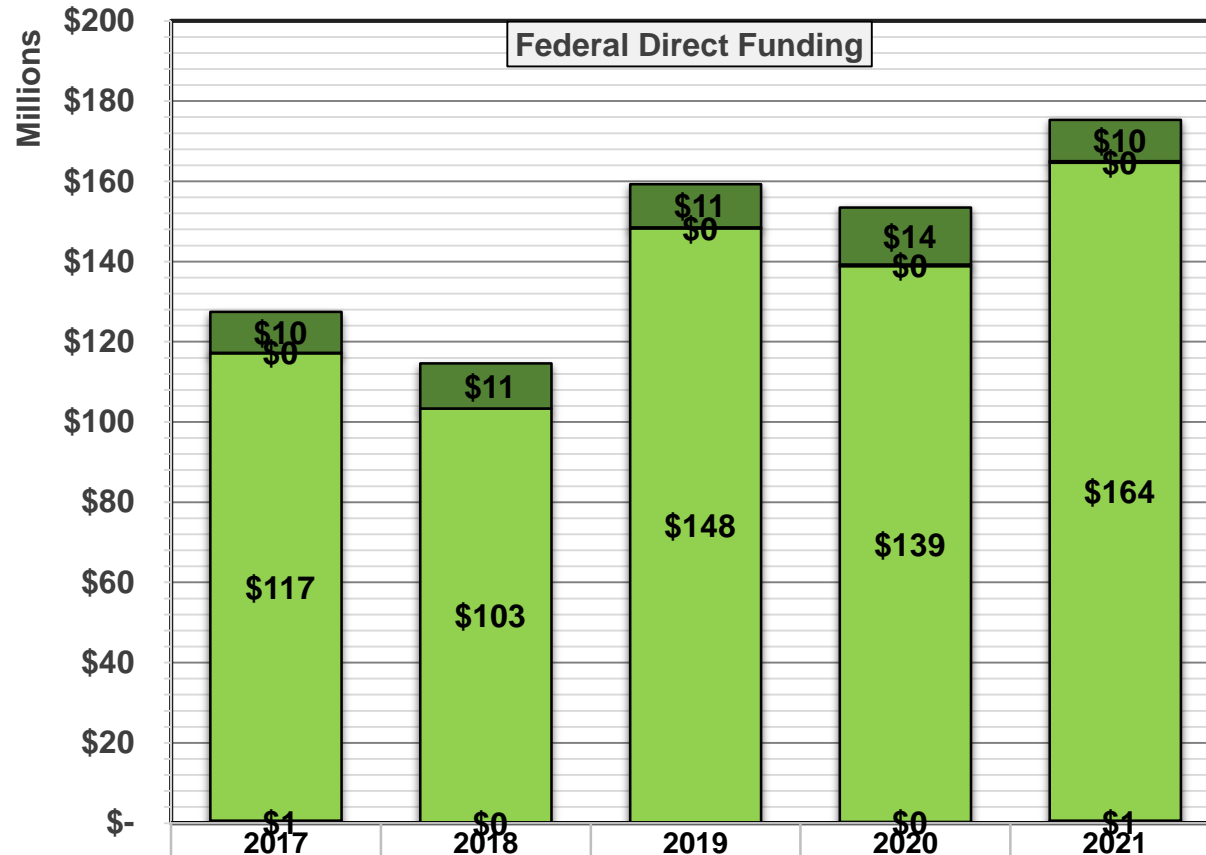
Research Funding by Fiscal Year



	2017	2018	2019	2020	2021
■ Federal Direct	\$127,460,422	\$114,598,547	\$159,288,825	\$153,454,639	\$175,285,424
■ Federal Flow Through	\$14,440,543	\$16,276,316	\$16,485,921	\$18,661,768	\$25,582,447
■ FL State and Local Government	\$16,907,606	\$17,447,450	\$18,023,918	\$17,742,037	\$18,906,555
■ Private Partnerships	\$129,766,249	\$154,479,877	\$146,597,306	\$167,522,167	\$166,796,243

Morsani College of Medicine

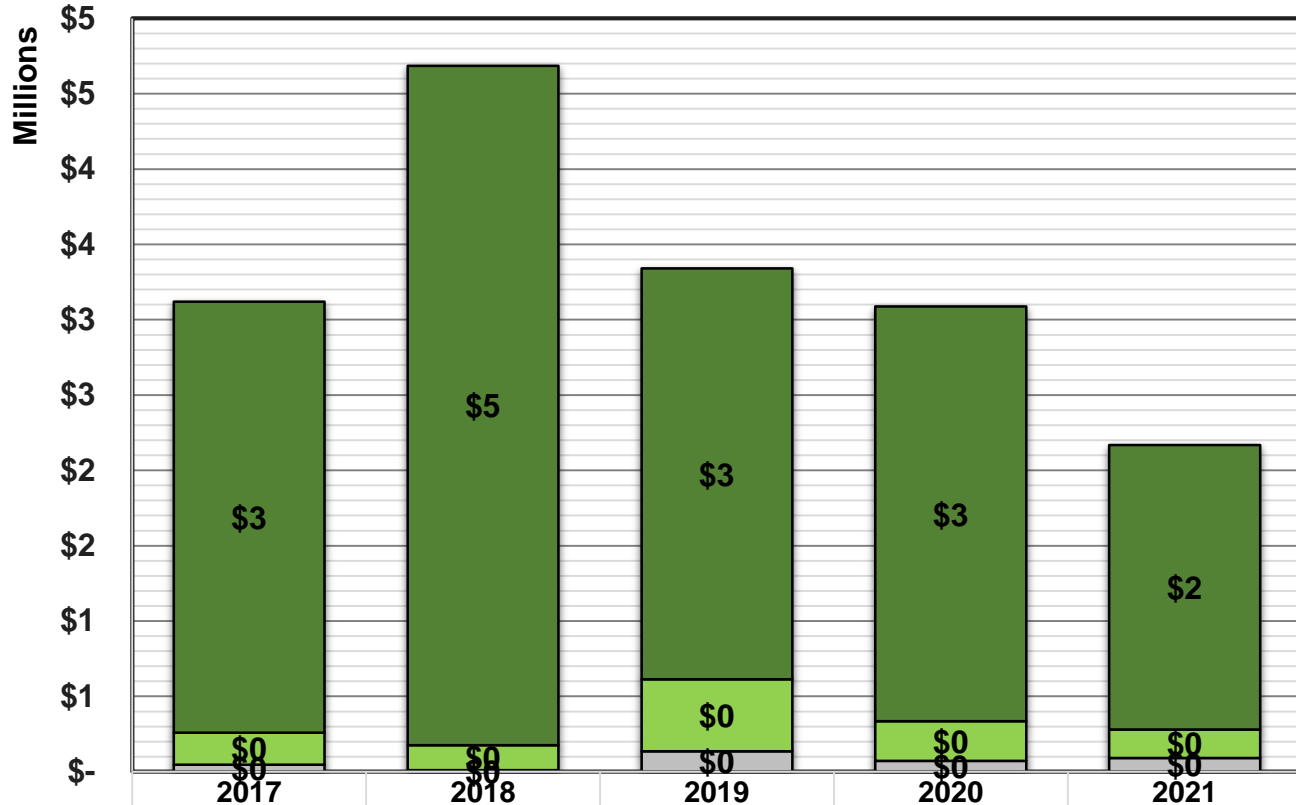
Federal Direct Funding by Fiscal Year



	2017	2018	2019	2020	2021
■ Other Federal Agencies	\$10,183,307	\$11,216,060	\$10,808,820	\$14,202,465	\$10,264,860
■ National Science Foundation	\$82,708		\$231,528	\$376,755	\$365,059
■ National Institutes of Health	\$116,592,477	\$103,318,908	\$148,251,516	\$138,625,419	\$164,034,849
■ DHHS (Non-NIH)	\$601,930	\$63,580	\$(3,040)	\$250,000	\$620,657

College of Nursing

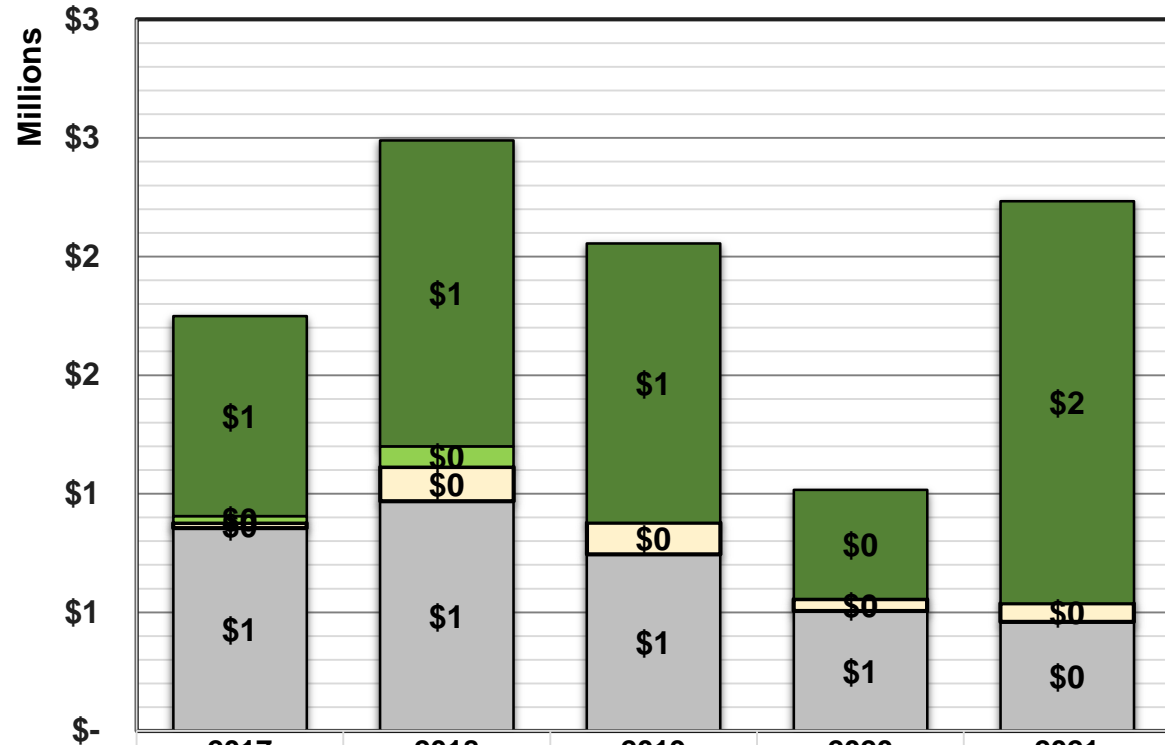
Research Funding by Fiscal Year



	2017	2018	2019	2020	2021
■ Federal Direct	\$2,861,591	\$4,509,385	\$2,726,523	\$2,752,153	\$1,887,118
■ Federal Flow Through	\$212,672	\$164,758	\$477,485	\$262,870	\$189,424
■ Private Partnerships	\$45,728	\$11,160	\$136,512	\$72,145	\$91,710

Taneja College of Pharmacy

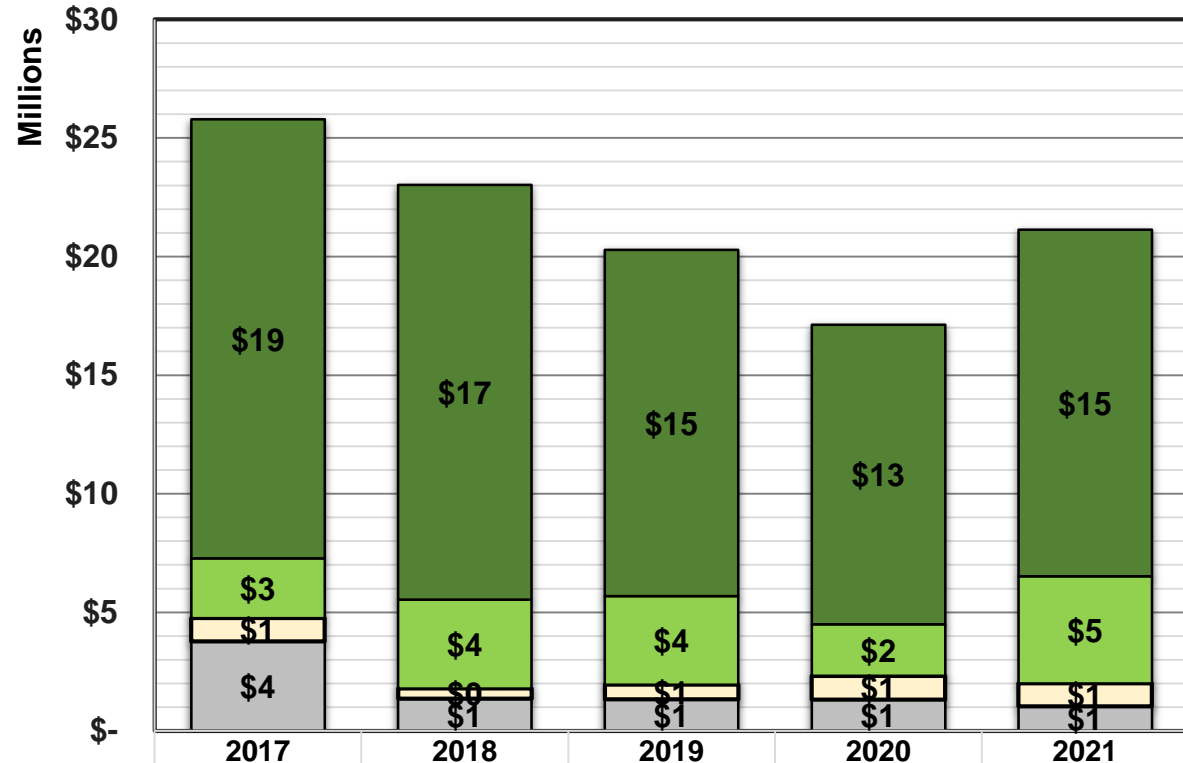
Research Funding by Fiscal Year



	2017	2018	2019	2020	2021
■ Federal Direct	\$843,420	\$1,289,202	\$1,178,004	\$460,201	\$1,695,453
■ Federal Flow Through	\$29,380	\$86,866			
□ FL State and Local Government	\$21,876	\$145,452	\$133,250	\$50,739	\$78,125
■ Private Partnerships	\$854,950	\$968,006	\$744,469	\$505,563	\$459,815

College of Public Health

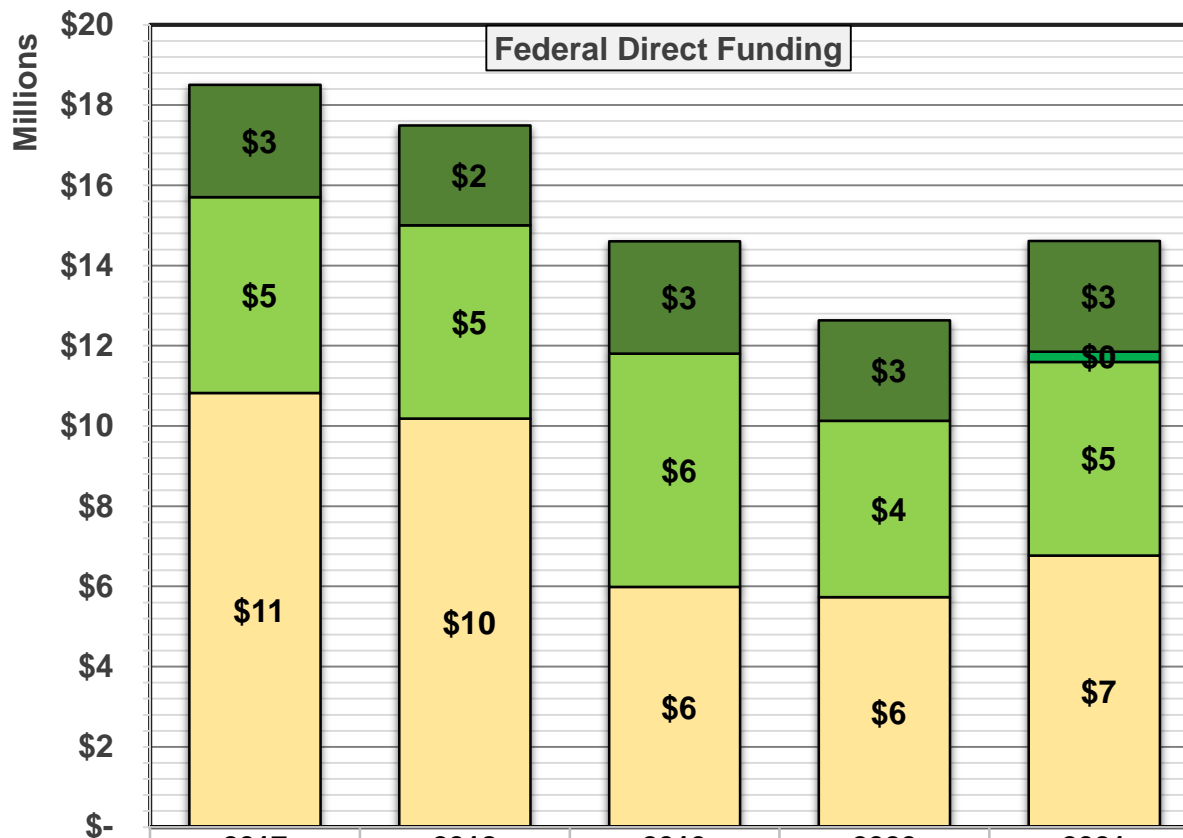
Research Funding by Fiscal Year



	2017	2018	2019	2020	2021
■ Federal Direct	\$18,506,197	\$17,490,691	\$14,605,812	\$12,633,926	\$14,608,269
■ Federal Flow Through	\$2,522,413	\$3,739,721	\$3,733,001	\$2,174,456	\$4,515,347
□ FL State and Local Government	\$978,282	\$432,834	\$616,043	\$999,708	\$964,945
□ Private Partnerships	\$3,779,021	\$1,357,786	\$1,333,361	\$1,324,136	\$1,040,442

College of Public Health

Federal Direct Funding by Fiscal Year

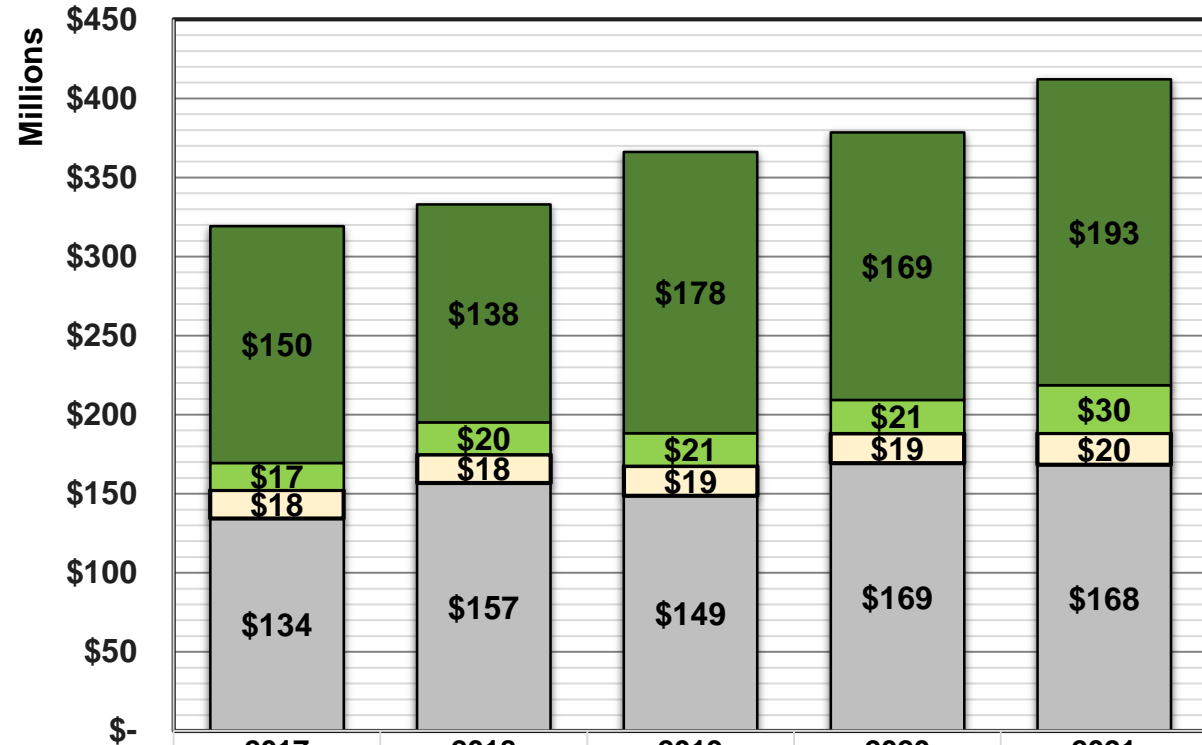


	2017	2018	2019	2020	2021
■ Other Federal Agencies	\$2,801,545	\$2,485,572	\$2,805,040	\$2,509,017	\$2,754,443
■ National Science Foundation					\$257,526
■ National Institutes of Health	\$4,882,773	\$4,820,506	\$5,810,498	\$4,394,233	\$4,825,570
■ DHHS (Non-NIH)	\$10,821,878	\$10,184,612	\$5,990,274	\$5,730,676	\$6,770,730

USF Health Summary

Research Funding by Fiscal Year

Morsani College of Medicine
 College of Nursing
 Taneja College of Pharmacy
 College of Public Health

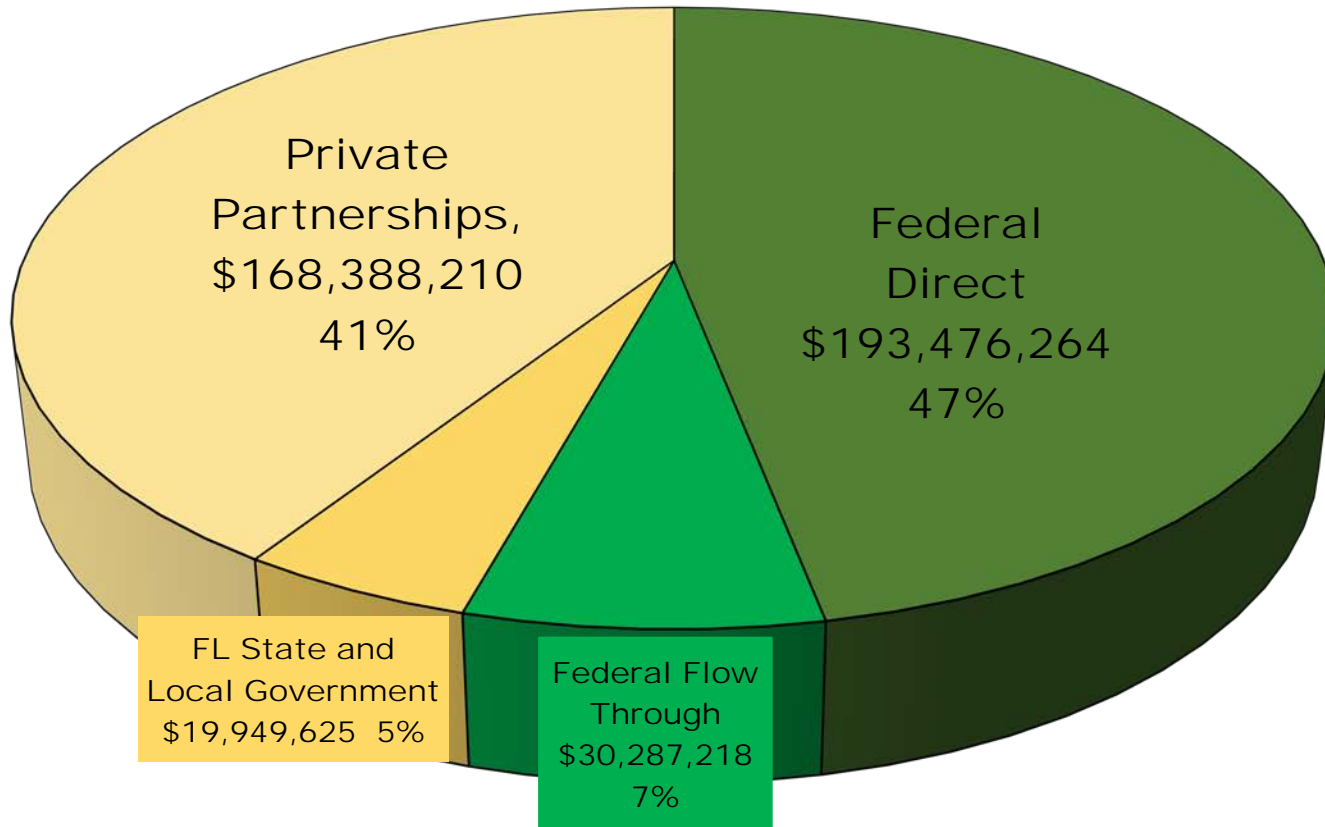


	2017	2018	2019	2020	2021
■ Federal Direct	\$149,671,629	\$137,887,826	\$177,799,164	\$169,300,919	\$193,476,264
■ Federal Flow Through	\$17,205,008	\$20,267,660	\$20,696,407	\$21,099,094	\$30,287,218
□ FL State and Local Government	\$17,907,764	\$18,025,736	\$18,773,212	\$18,792,484	\$19,949,625
□ Private Partnerships	\$134,445,949	\$156,816,828	\$148,811,648	\$169,424,011	\$168,388,210

USF Health

Research Funding By Source of Funds – FY2021

Morsani College of Medicine
College of Nursing
Taneja College of Pharmacy
College of Public Health

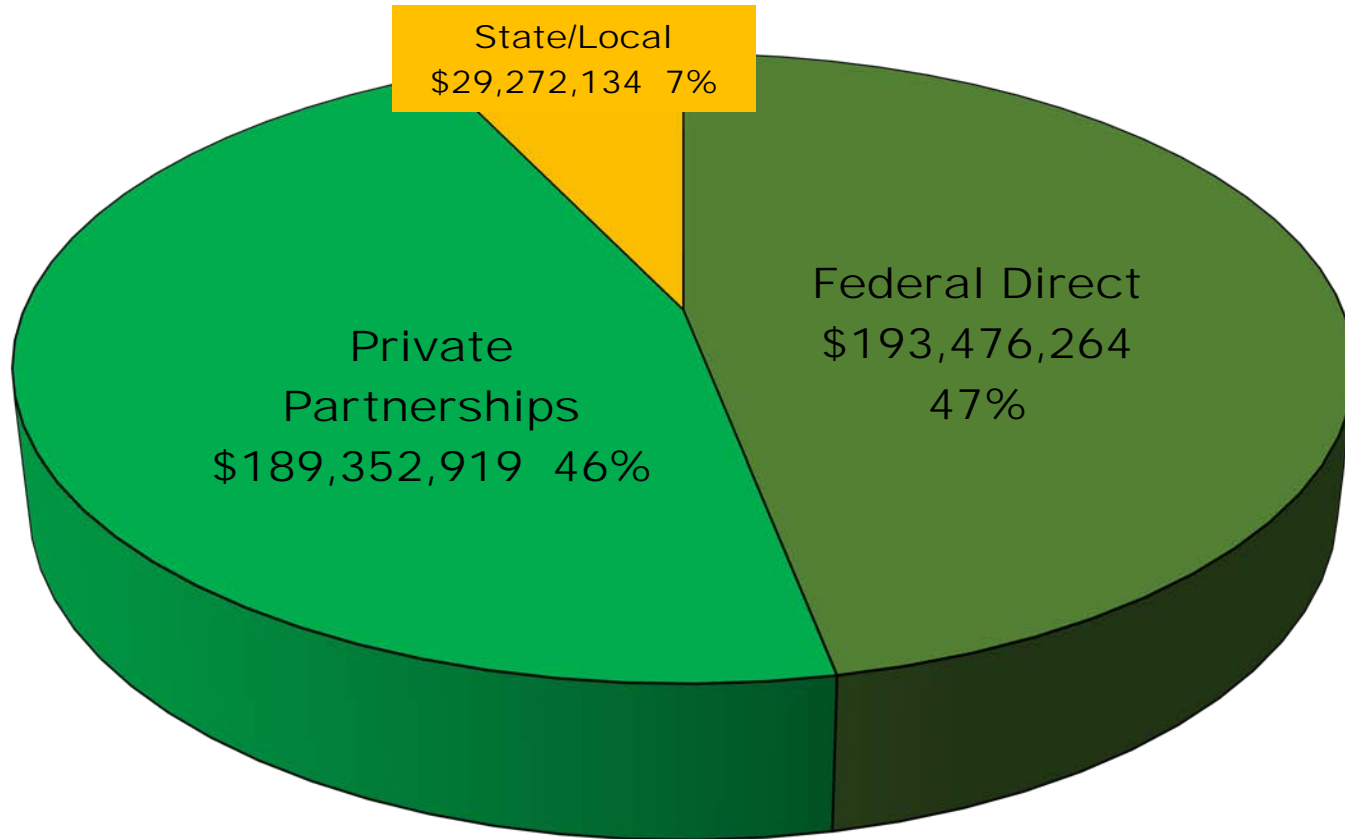


Federal Direct	Federal Flow Thru	FL State & Local Gov't	Private Partnerships	Total
\$193.5	\$30.3	\$19.9	\$168.4	\$412.1

USF Health

Research Funding By Funding Type - FY2021

Morsani College of Medicine
College of Nursing
Taneja College of Pharmacy
College of Public Health



Federal Direct
\$193.5

State/Local
\$29.3

Private Partnerships
\$189.4

Grand Total
\$412.1